

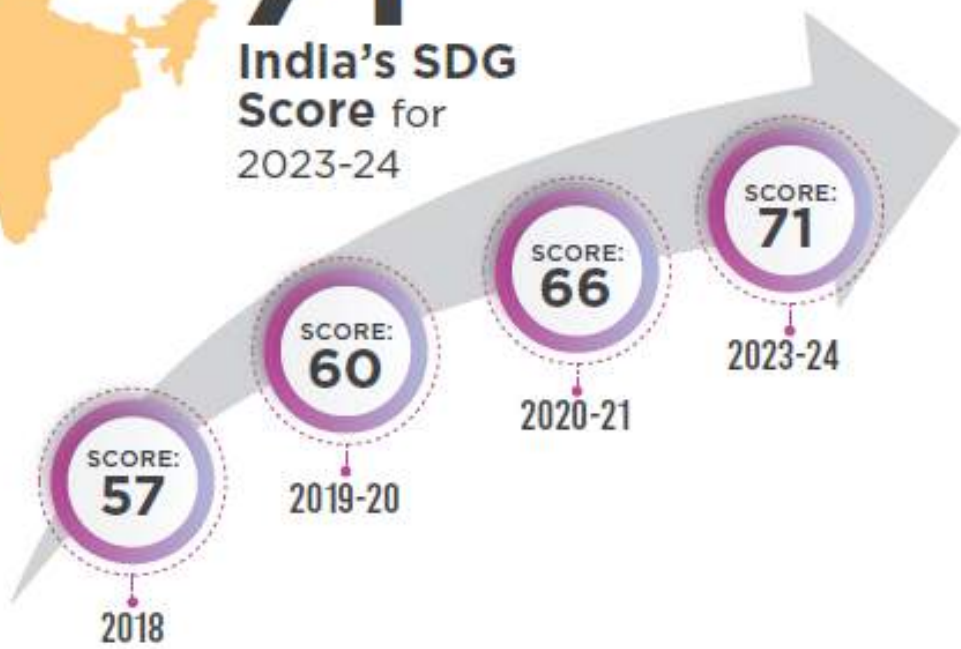
Global to National and Subnational: India's SDG model

NITI Aayog

India's performance in SDGs over years



71
India's SDG Score for 2023-24



State-wise Score Range: **57-79**



UT Score Range: **65-77**

32 States/UTs with Front Runner Category Scores: **65-99**

Top States: **Uttarakhand and Kerala**



Top UT: **Chandigarh**

Highest increase in scores:

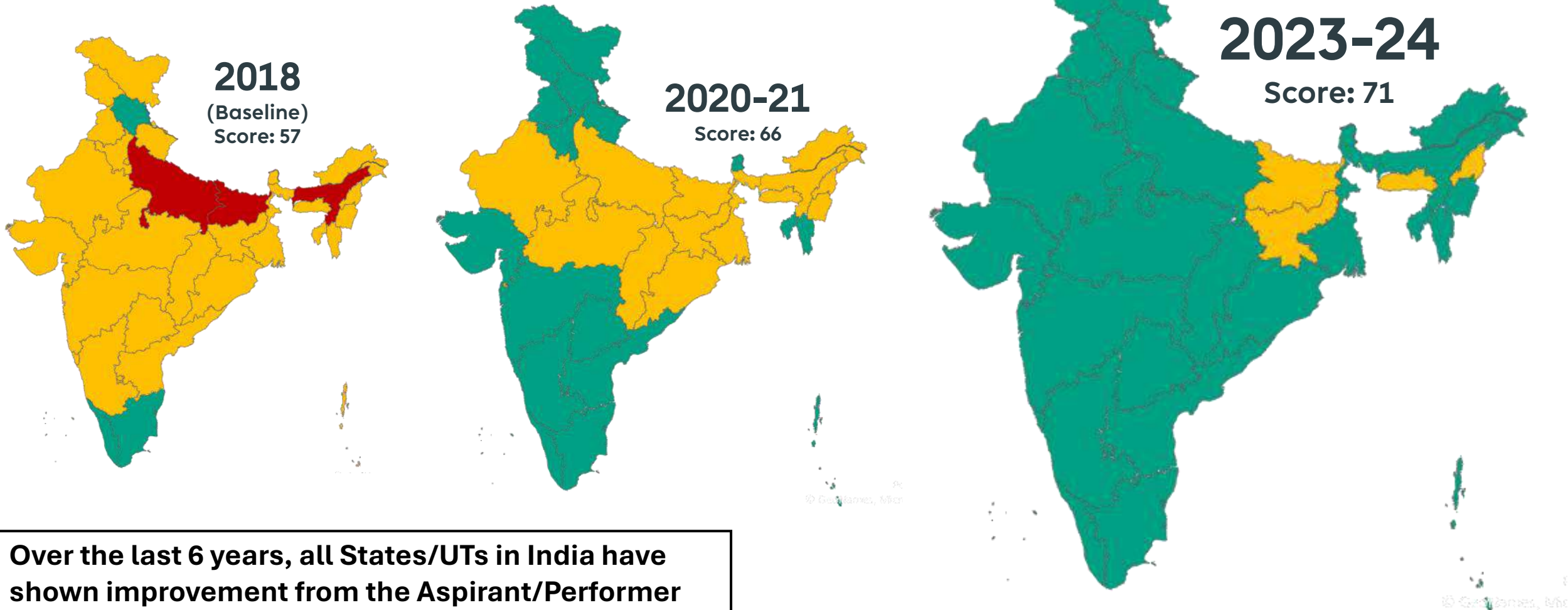


Goal 13
(Climate Action)



Goal 1
(No Poverty)

India's Index Score: State/UT Performance



Over the last 6 years, all States/UTs in India have shown improvement from the Aspirant/Performer category to the Front Runner category because of India's SDG Localisation efforts

Achiever (100) **Front Runner (65-99)** **Performer (50-65)** **Aspirant (0-50)**

Note: Results over the years are not strictly comparable due to revision in the indicator set

India's Index Score: SDG-wise



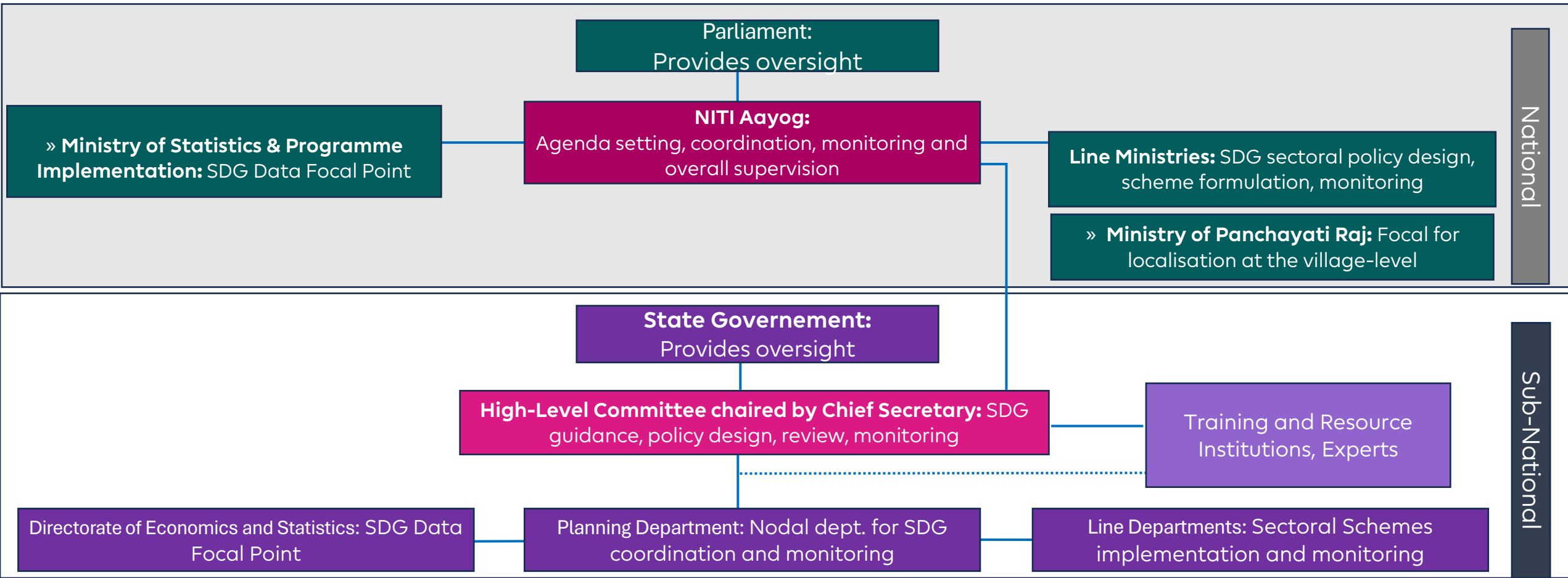
Overall Composite Score: SDG Index 4 (2023-24): 71 | SDG Index 3 (2020-21): 66 | SDG Index 2 (2019-20): 60 | SDG Index 1 (2018): 57



Note: Results over the years are not strictly comparable due to revision in the indicator set

India has made a policy choice to prioritize the institutionalization of the SDGs

- SDGs are not the sole responsibility of one Ministry or the Central Government - Whole of the government approach – both vertically (three tiers of government) and horizontally (across all the ministries)
- Further, governments alone cannot achieve the SDGs - requires a whole-of-society approach
- NITI Aayog is the anchor institution responsible for overall coordination for the SDGs and MoSPI is responsible for monitoring of SDGs.



Role of Ministry of Statistics and Programme Implementation

- Mandated to prepare [National Indicator Framework](#) to monitor the progress of SDGs.
- The latest report monitors the progress of 290 indicators.
- Support States/UTs in developing the State Indicator Framework (SIF) and District Indicator Framework (DIF).

Role of Line Ministries

- Develops sectoral strategies for the country to achieve its Goals.

Eg: Ministry of Panchayati Raj

- Develops LIF for Panchayats for supporting the efficient development of GPDP
- Thematic approach has been taken by MoPR to localize SDGs. Total 9 themes are identified for 17 SDGs
- Monitors the progress at Gram Panchayat level through Panchayat Development Index (PDI) for SDGs

Eg: Ministry of Development of the North Eastern Region

- Launched Prime Minister's Development Initiative for North East Region (PM-DevINE) where gap based outcome targeting is guided by the NER District SDG Index

State level efforts on SDG Localisation


Area	Parameter	No. of States completed	No. of UTs completed
Vision/ Roadmap	SDG vision document	23	4
Monitoring & Reporting	State Indicator Framework	28	7
	District Indicator Framework	16	1
	Block Indicator Framework	2	0
	Dashboard developed	9	1
Coordination	Mapping of SDG targets with schemes and departments	26	4
Budgeting	SDGs linked to budget allocation	14	2

Initiatives by the States – Vision Documents (By 23 States and 4 UTs)

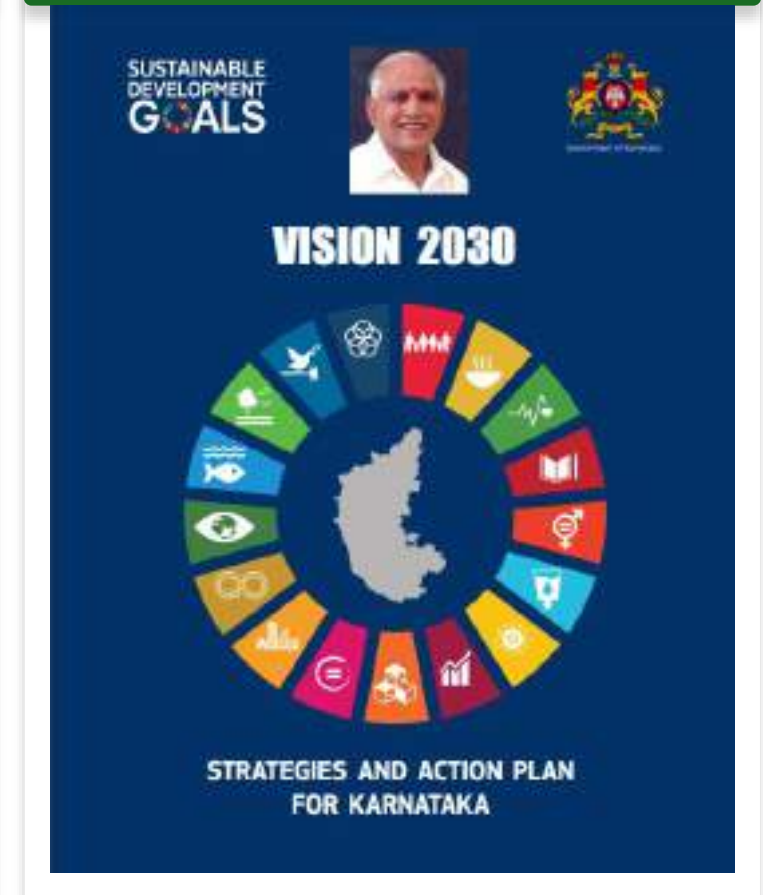
Uttarakhand



Haryana

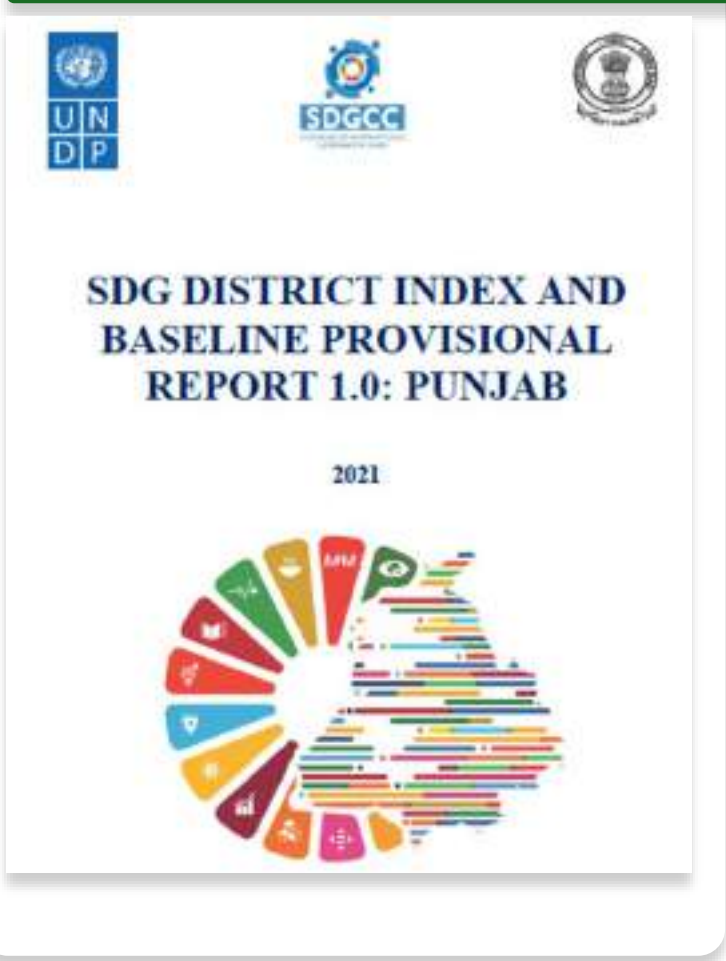


Karnataka

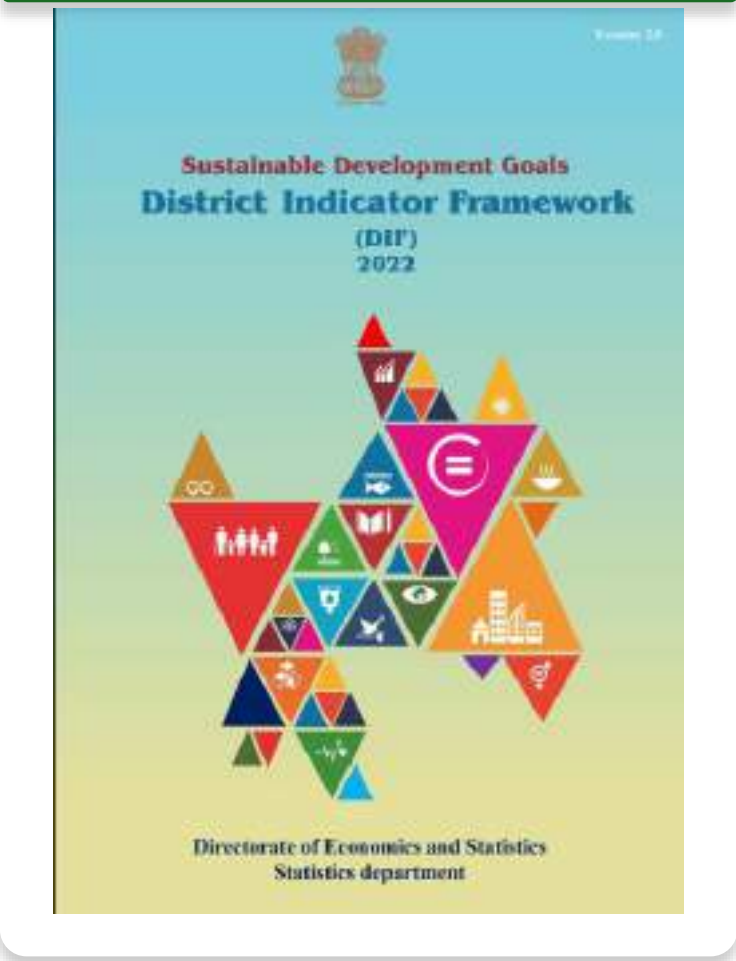


Initiatives by the States – District Indicator Framework (By 16 States and 1 UTs)

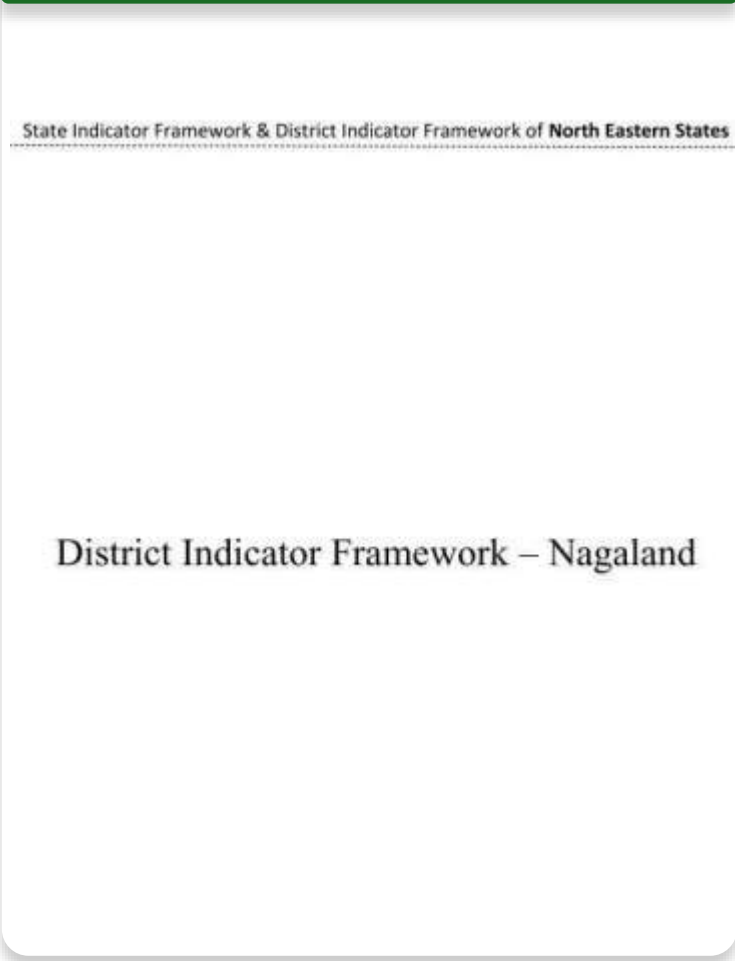
Punjab



Haryana



Nagaland



SDGCCs: 2018-2024

Operational in 10 States/UTs



Andhra Pradesh



Haryana



Jammu and Kashmir



Karnataka



Nagaland



Punjab



Tamil Nadu



Uttar Pradesh



Govt. Of Uttarakhand

Uttarakhand



Himachal Pradesh

● upcoming in 2024

■ handed over to GoPB

The SDGCCs in India is currently supported by UNDP India and GIZ

SDGCCs: Results



Laid the foundation to localise the SDGs



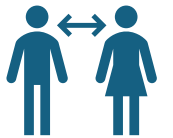
Streamlined SDG coordination within all government departments



Ensured effective monitoring through indicator frameworks at national, state and district levels with reliable disaggregated data that is accessible to policymakers.



Few States tagged budgets to the SDGs to ensure that resources are prioritized to close the SDG gaps.



SDGCC increased stakeholder awareness and ownership, speeding up SDG localization at local levels.

SDG Coordination Centres (SDGCC)

- 🌐 Dedicated technical cell established within Planning Department of the State/UT for aligning planning and monitoring process with SDGs, acting as a secretariat for SDG actions, in partnership with UNDP.

Expands the scope of Planning Departments **beyond traditional functions**, fostering innovation and strategic development.

Ensures **SDGs are seen as opportunities rather than burdens**, providing necessary support to states.

Enhances coordination and informed decision-making by **addressing knowledge gaps** at the state level.

Establishes a robust understanding and **ownership of SDGs across all state departments.**

Strengthens capacities at every level to ensure effective on-the-ground outcomes.

- 🌐 Currently funded through State level budgets/Support to Statistical Strengthening Scheme for States, promoting ownership and accountability.
- 🌐 The SDGCC approach was initiated in 2018, with the first SDGCC established in Haryana.

Learnings and reflections from SDGCCs

- 🌐 **Transforming Monitoring into Actionable Results:** The SDG centres must evolve the monitoring framework to yield tangible outcomes, with process indicators tracked at the most local level, supported by Line Ministries. Going beyond Coordination.
- 🌐 **Non-uniform Structure of SDGCC:** The structure of SDGCC was not uniform in all States with some State focusing on just monitoring and others on implementation.
- 🌐 An **absence** of clearly defined, achievable outcomes for States to pursue.
- 🌐 **Catalyzing SDG Financing:** SDG centres need to strategize on mobilizing funds for SDG gaps beyond government resources.
- 🌐 **Bridging the Knowledge Gap:** SDGCCs must address knowledge gaps essential for tackling challenges, recognizing that generating SDG knowledge is key to overall development.

SDGCCs to SDGCACs (SDG Coordination and Acceleration Centres)

Need to develop a more nuanced approach to SDG localisation building on SDGCCs

SDG Coordination and Acceleration Centres are proposed in response; to undertake the following:

- 🌐 **Support the planning department to foster a stronger and accountable whole of govt approach (bringing all departments together) at the State level:** In order to drive inter-departmental ownership of SDGs and SDG Action plans
- 🌐 **Support the State government to move from data analytics to data driven decision making:** From not only measuring “what” are the development gaps to utilizing the data analytics to answer “how to” bridge the development gaps; aligning resources to the SDGs; developing SDG Accelerator plans based on the priority goals (where a state lags)
- 🌐 **Support the state government to leverage the private sector for both funding and market solutions:** Leveraging the CSR potential and aligning it to the development needs of specific geographies within the state, leverage innovative financing mechanisms, explore market solutions, among other actions
- 🌐 **Ensure participation of Citizen Groups and CSOs in SDG acceleration actions:** Strong focus on Gender and those at risk of being left behind (Leave No One Behind)

SDG Coordination & Acceleration Centre(SDGCAC)

Helping translate global goals to local realities


Towards Viksit Bharat: Vision 2047
India's path to Vision 2047 hinges critically on our success in achieving the 2030 goals.

Sustainable Development Goals

A universal call to action to end poverty, protect the planet and improve the lives and prospects of everyone, everywhere
Global Goals - 17 Goals, 169 Targets



2017 - 2023



2024 - 2030



Vision 2047

SDG Coordination Centre

Strong foundation for the localization of SDGs in the State

SDG Coordination and Acceleration Centre

To accelerate the SDG Implementation by closing development gaps – Examine, Empower and Enact

The SDGCAC are not entirely new approach, rather provides a clear, monitorable and defined path for progress.

Localisation of SDGs in Panchayats

- ❑ In India, SDGs are localized upto the most grass root level i.e. at Gram Panchayat level.
- ❑ Ministry of Panchayati Raj has developed Panchayati Raj Index using “LOCAL INDICATOR FRAMEWORK” to measure incremental progress of Gram Panchayats.
 - **17 SDGs mapped to 9 THEMES**
 - **Total Panchayats participating -216285**
 - **Total Indicators - 577**



Localisation of SDGs in Panchayats

S. No	State / UT	GPs	% Progress by GP	GP's Submitted Data to MoPR	% Submitted Data to MoPR
1	Andhra Pradesh	13310	100%	13310	100%
2	Gujarat	14618	100%	14618	100%
3	Tamil Nadu	12525	100%	12525	100%
4	Madhya Pradesh	23011	100%	23011	100%
5	Bihar	8053	100%	8053	100%
6	Chhattisgarh	11643	100%	11643	100%
7	Uttarakhand	7795	100%	7795	100%
8	Telangana	12768	100%	12768	100%
9	Haryana	6223	100%	6223	100%
10	Odisha	6794	100%	6794	100%
11	Jammu & Kashmir	4291	100%	4291	100%
12	Arunachal Pradesh	2108	100%	2108	100%
13	Tripura	1176	100%	1176	100%
14	Kerala	941	100%	941	100%
15	Mizoram	834	100%	834	100%
16	Sikkim	199	100%	199	100%
17	Ladakh	193	100%	193	100%
18	Andaman & Nicobar	70	100%	70	100%
19	Dadra & Nagar Haveli	38	100%	38	100%
20	Lakshadweep	10	100%	10	100%
21	Maharashtra	27849	99%	27655	99%
22	Rajasthan	11207	99%	10634	94%
23	Karnataka	5950	99%	5907	99%
24	Himachal Pradesh	3615	99%	3328	92%
25	Jharkhand	4345	99%	4281	98%
26	Assam	2197	99%	2183	99%
27	Punjab	13239	98%	10514	79%
28	Uttar Pradesh	57702	95%	23207	40%
29	Manipur	3222	93%	1976	61%
	Total	255926	99%	216285	85%

17 SDGS mapped into 9 themes.

Each theme covers multiple SDGs.

Out of 2.5 lakh GPs in India, 2.1 lakh participated in Panchayati Raj Index and provided grass root data on SDGs.

THANK YOU