



Ministry of Panchayati Raj Government of India



Localization of Sustainable Development Goals in Panchayat Raj Institutions

Report of the Expert Group Volume 2



Contents

Message from the Secretary, Ministry of Panchayati Raj	1
Message from the Chair of the Expert Group.....	2
Report Submission by the Expert Group	5
Transforming Our World: The 2030 Agenda for Sustainable Development.....
Chapter 1: About the Expert Group	9
1.1 Background and Context	9
1.2 Role and Purpose of the Expert Group	9
1.3 Composition of the Committee	9
1.4 Terms of Reference.....	10
1.5 Working Methods	11
Chapter 2: Committee Meetings.....	12
Chapter 3: Summary of Recommendations	13
3.1 Vibrancy and Constancy	14
3.2 Lead Role of NITI Aayog.....	14
3.3 Mission Mode Status	14
3.4 Whole of Government Approach	15
3.5 Themes Targets & Indicators – Local Indicator Framework (LIF).....	15
3.6 Dash Board.....	17
3.7 Gram Panchayat Development Plan (GPDP).....	18
3.8 Quality Circles	19
3.9 Best Practices and Documentation	19
3.10 Incentivization	20
3.11 Partners	22
3.12 Roles and responsibilities.....	23
3.13 Mapping.....	24
3.14 Convergence.....	24
3.15 Capacity building & Training	26
3.15.1 Roadmap for Capacity Building & Training.....	26
3.16 Monitoring	27
3.17 Buy-in	29
3.18 Roadmap for Localizing SDGs with PRIs.	29
3.19 Centre for Localising SDGs, Advisory Group and Programme Management Unit	30
3.20 Build-up Year	30
Policy brief on Localizing the Sustainable Development Goals through PRIs	32
Chapter 4: Present Status of SDGs in India	35
Chapter 5: Present Status of Localization of SDGs in PRIs	42
Chapter 6: Factors for Slow Progress of integration of SDGs in GPDPs.....	48
Chapter 7: Localization of SDGs and Expert Group Recommendations.....	54
Chapter 7.1: Identifying Thematic Areas, Targets and Broad Indicators for the PRIs	55
Theme 1: Poverty Free and Enhanced Livelihoods Panchayat	60



<i>Theme 2: Healthy Village</i>	73
<i>Theme 3: Child Friendly Panchayat</i>	82
<i>Theme 4: Water Sufficient village</i>	93
<i>Theme 5: Clean and Green</i>	102
<i>Theme 6: Self Sufficient Infrastructure Gram Panchayat</i>	115
<i>Theme 7: Socially Secured Village</i>	129
<i>Theme 8 – Village of Good Governance</i>	153
<i>Theme 9: Engendered development in Village</i>	169
<i>Summarising Themes, Targets, Indicators of LIF</i>	188
Chapter 7.2: Identifying Institutions, Partners and Assigning Mandate	199
Chapter 7.3: Mapping of Roles and Responsibilities of Agencies/Ministries/ State Governments	204
Chapter 7.4: Measures for Convergence between Agencies / Ministries / Departments	209
7.4.1 <i>Aspects for Convergence</i>	209
7.4.2 <i>States’ Convergence strategies for Committees</i>	210
7.4.3 <i>Convergent Action Plan and follow up</i>	212
Chapter 7.5: Capacity Building & Training activities for Delivering SDGs	217
7.5.1 <i>Capacity-building: Historical context</i>	217
7.5.2 <i>Objectives of the Capacity Building Framework for localizing SDGs</i>	218
7.5.3 <i>Stakeholders</i>	218
7.5.4 <i>Key Thematic Areas of CB&T for Achieving SDGs</i>	219
7.5.5 <i>Convergence-Networking & Focus of CB & T for PRIs</i>	234
7.5.6 <i>Approaches to CB&T on SDGs</i>	252
7.5.7 <i>Best Practices & Documentation</i>	257
7.5.8 <i>E-Enabling Panchayats for SDGs</i>	257
7.5.9 <i>Monitoring of Capacity Building & Training</i>	258
7.5.10 <i>Road Map for Capacity Building & Training</i>	260
Chapter 7.6: Framework for Evidence-based Monitoring	264
7.6.1 <i>Relevance of SDG Monitoring</i>	264
7.6.2 <i>Aspects for Monitoring</i>	267
7.6.3 <i>Framework of Evidence Based Monitoring</i>	268
7.6.4 <i>Role of MoSPI/Statistics Departments and NIC</i>	278
7.6.5 <i>Strengthening SDG Monitoring at Local Level – A ROAD MAP</i>	278
Chapter 7.7: Incentivizing Performance for Localizing SDGs	280
7.7.1 <i>Moving beyond MoPR - whole of Government approach</i>	281
7.7.2 <i>Mechanisms for incentivization on SDG progress</i>	282
7.7.3 <i>Multi-Dimensional incentivisation process</i>	284
Chapter 7.8: Integrating SDGs in Revamped RGSA	299
7.8.1 <i>Localising SDGs in PRIs and integration</i>	299
7.8.2 <i>Strengthening of GPDP/BPDP/DPDP process</i>	303
7.8.3 <i>Roadmap & Milestones</i>	311
Chapter 7.9: Identifying Mechanisms / Institutions for Documenting Best Practices	315



7.9.1 Mechanisms for sharing of best practices	315
7.9.2 Purpose of Documentation etc	316
7.9.3 Identification of Best Practices and for Documentation	316
7.9.4 Training for Documentation etc of Best Practices	316
7.9.5 Identification of Institutions	317
7.9.6 Role of MoPR	318
Chapter 7.10: Build-up Year.....	319
Chapter 7.11: Issues of National Importance.....	321
7.11.1 Ministry of Finance	322
7.11.2 Ministry of Panchayati Raj (MoPR).....	323
7.11.3 Ministry of Jal Shakti	327
7.11.4 Ministry of Rural Development	327
7.11.5 Ministry of Skill Development and Entrepreneurship.....	331
7.11.6. Ministry of Education.....	331
7.11.7. Ministry of Health & Family Welfare	332
7.11.8. Ministry of Women & Child Development	334
7.11.9. Ministry of Agriculture and Farmers Welfare	334
7.11.10. Ministry of Consumer Affairs, Food and Public Distribution.....	336
7.11.11 Ministry of Power.....	337
7.11.12 Ministry of Petroleum & Natural Gas.....	337
7.11.13 Ministry of Environment Forest & Climate Change.....	338
The Future We Want.....
<i>Annexure 1: Minutes of Expert Group Meetings (May to September 2021).....</i>	<i>344</i>
<i>Annexure 2: Illustrative list of activities Gram Panchayats</i>	<i>390</i>
<i>Annexure 3: Activities under SAGY and linkages with SDGs.....</i>	<i>397</i>
<i>Annexure 4: Schemes of National Importance – Role of PRIs, Line Departments and measure of progress in implementation.....</i>	<i>406</i>
<i>Annexure 5: Mapping of Targets with Schemes - Theme 1: Poverty Free and Enhanced Livelihoods Panchayat</i>	<i>451</i>
<i>Annexure 6: Mapping of Targets with Schemes - Theme 2: Healthy Village</i>	<i>458</i>
<i>Annexure 7: Mapping of Targets with Schemes - Theme 3: Child friendly Panchayat</i>	<i>464</i>
<i>Annexure 8: Mapping of Targets with Schemes - Theme 4: Water Sufficient Village</i>	<i>472</i>
<i>Annexure 9: Mapping of Targets with Schemes - Theme 5: Clean and Green Village</i>	<i>474</i>
<i>Annexure 10: Mapping of Targets with Schemes - Theme 6: Self Sufficient Infrastructure....</i>	<i>476</i>
<i>Annexure 10.1: Self – Sufficient Infrastructure in Village - Process-Output-Outcome and Saturation Frame</i>	<i>483</i>
<i>Annexure 11: Mapping of Targets with Schemes - Theme 7: Socially secured villages.....</i>	<i>501</i>
<i>Annexure 12: Theme 8: Village with Good Governance - Odisha and Karnataka.....</i>	<i>502</i>
<i>Annexure 13: Mapping of Targets with Schemes - Theme 9: Engendered development in Village</i>	<i>520</i>
<i>Annexure 14: List of Indicators repeated in various thematic areas</i>	<i>522</i>
<i>Annexure 15 - Evidence based Monitoring Role at different levels</i>	<i>526</i>
<i>Annexure 16 - Incentivization by All States and UTs – indicative figures.....</i>	<i>525</i>
Abbreviations	527



Message from the Secretary, Ministry of Panchayati Raj

सुनील कुमार, आई.ए.एस.
SUNIL KUMAR, IAS



सत्यमेव जयते

सचिव
भारत सरकार
पंचायती राज मंत्रालय
SECRETARY
GOVERNMENT OF INDIA
MINISTRY OF PANCHAYATI RAJ

MESSAGE

India has played an important role in shaping the Sustainable Development Goals (SDGs). Therefore, it is no surprise that the country's flagship programmes and national development goals are mirrored in the SDGs. As such, India has been effectively committed to achieving the SDGs even before they were fully crystallized.

The expression "Sabka Saath Sabka Vikas," which translates as "Collective Effort, Inclusive Growth" and has been popularized by Prime Minister Narendra Modi, forms the cornerstone of India's national development agenda. To fast track this agenda specially to address the implementation of SDGs in rural India through Panchayati Raj Institutions (PRIs), the Ministry of Panchayati Raj has Constituted an Expert Group to provide recommendations and way forward for localization of SDGs through PRIs.

Ministry recognizes that realizing the objectives of National Development and the United Nations 2030 Agenda for Sustainable Development (the 2030 Agenda) requires the involvement of people, local governments and all stakeholders. These goals need to be translated into policies at the local level, which are relevant and applicable to the communities being served.

This Expert Group's report on Localization of Sustainable Development Goals is a welcome initiative to better understand how the SDG Goals can be localized to engage PRIs and all relevant stakeholders in rural India. The report recognizes current status of PRIs and highlights the importance in engaging and equipping local governments and all stakeholders with sufficient capacity to get involved in the process of localization of SDGs.

The report also elaborates on the need for greater coordination across governments and for multi-level governance to mainstream the SDGs at the local level. It provides a framework for "localizing" the implementation of the SDGs through capacitating local governments and involving them from planning to monitoring the implementation of the SDGs. This covers from setting goals and targets to determining the best means of implementation and using indicators to measure and monitor progress.

With revamping of the scheme of RGSA being underway, localizing SDGs would be one of the focus areas under the scheme to build strong local institutions by strengthening leadership and facilitating the process including collecting, analysing and using information to make informed decisions; formulating relevant and locally effective policies; and effectively designing, implementing, monitoring and evaluating local development initiatives through PRIs.

I congratulate the Chair and the entire team of the Expert Group for their strenuous work in developing this report, which will be put for effective use by all stakeholders towards localization of Sustainable Development Goals in India.


7.10.21
(Sunil Kumar)

कृषि भवन, डॉ राजेंद्र प्रसाद रोड, नई दिल्ली-110001, KRISHI BHAWAN, DR. RAJENDRA PRASAD ROAD, NEW DELHI-110001

Tel.: 011-23389008, 23074309 • Fax: 011-23389028 • E-mail: secy-mopr@nic.in



Message from the Chair of the Expert Group

Jayashree Raghunandan, I.A.S.



*Additional Chief Secretary,
Government of Tamil Nadu*

Transforming our World: The 2030 Agenda for Sustainable Development sets out the Vision in the Goals and Targets as articulated in the United Nations, and what the World leaders had all endorsed which had emerged after discussions and a common vision for a One World, One Planet for all. It had considered the different levels of development, various issues, socio, economic, geographical, environmental, and meshed together the SDGs with 17 goals and 169 targets that was positioned to give ourselves the Vision of the Future We Want by 2030.

Development across various sectors through various schemes being implemented by Central and State Governments has driven the Agenda of SDGs forward. GPDPs prepared by Panchayats have been resulting in development plans being prepared with a 5-year perspective, as well as annual plans, leading to improvements in specific areas. The key role of all levels of government in promoting sustainable development is well acknowledged.

The global targets are constantly followed through multiple agencies across all countries, highlighting the progress, the issues, drawing attention to

core principles of Leave No One Behind, addressing the poorest and most vulnerable, and continuously interacting across various groups, levels, sectors, enabling a critical look at our position in progress and impact of actions and the environment. Data on SDGs to measure what are measurable indicators is a constant process showing how different countries are moving in the direction of the goals and targets. The UN Statistical Commission also undertakes review of indicators at global level annually. This is to highlight the importance of SDGs at the global stage, the commitment to it, the need to work on it constantly and measure its progress, and the importance of Information and Communications Technology that facilitates the flow of information between governments and the public.

In September 2019, the UN Secretary-General called on all sectors of society to mobilize for a Decade of Action on three levels: **global action** to secure greater leadership, more resources and smarter solutions for the Sustainable Development Goals; **local action** embedding the needed transitions in the policies, budgets, institutions and regulatory frameworks of governments,



cities and local authorities; and **people action**, including by youth, civil society, the media, the private sector, unions, academia and other stakeholders, to generate an unstoppable movement pushing for the required transformations. World leaders, at the SDG Summit in September 2019, endorsing on the Decade of Action, pledged to mobilize financing, enhance national implementation and strengthen institutions to achieve the Goals by the target date of 2030.

From early 2020, COVID has undoubtedly impacted the progress on the SDGs in the last over a year and half, and it is well known that the most vulnerable and women were the most affected. The recent Reports on Climate change show the red flag calling for most urgent action on it. The relevance of SDGs can be seen even more. This is a time of immense challenges to people, prosperity and planet. Re-building better, with attention to green economy is a necessity.

There is a pressing need and urgency for **Localising of SDGs in PRIs.**

Local Action and *People Action* is fundamentally at grassroots and in the domain of the PRIs. National and State Governments work in rural areas needs to move to the accelerator that can be provided by the PRIs. The localization of SDGs, so as to reach all villages and benefit all people and address the issues that can only be done locally, need local level planning and implementation, with good governance, is to work with PRIs. Capacity building and IEC plays a key role in the ownership of all stakeholders to achieving SDGs. Progress monitoring through a framework of targets and indicators on an easily relatable Thematic view of the SDGs places measurable

criteria in line with global and national targets and indicators as relevant to GPs. Financing SDGs is an area yet to pick up steam. However, incentivizing Panchayats for progress on SDGs is necessary to capture interest and involvement, as well as appreciate the progress. Best practices need recognition bringing the progress achievement of Indian villages to the international level. Systemic set up is needed for this. Whole of Government approach, making it the responsibility of the Ministries, State Governments and Departments to make it easy for Panchayats to work with Departments, is necessary for the GPDP to have meaningful planning and successful delivery. Women, children and youth, non-governmental organizations, local agencies, business and industry, the scientific and technological community, universities and educational institutions, as well as other stakeholders, including local communities, volunteer groups and foundations, migrants and families, as well as older persons and persons with disabilities, all need to be involved in a whole of society approach in processes that contribute to decision-making, planning and implementation of policies and programmes for sustainable development at all levels. The power and energy of Youth and children, whose future it is need to be involved as primary stakeholders. There is so much out there that needs to come and be a part of in here, for Panchayats. Women have a vital role to play in achieving sustainable development. In the PRIs, given the leadership role of women, it is the greatest available opportunity to promote gender equality and women's empowerment and to ensure their full and effective participation in sustainable development policies, programmes and decision-making.



This Report has attempted to identify the various challenges and suggest the way forward for localization of SDGs with PRIs. Given the different levels of devolution of powers to PRIs, PESA areas, the approaches across the country with regard to local self-government, diversity in the country, etc., States would need to work out their specific guidelines and instructions that would cover the aspects in the Report, and add further value to create an enabling environment for delivering on the SDGs working with the phenomenal capacity of PRIs.

In the preparation of this Report, the Expert Group acknowledges the services of Mr. U. Aravindan, Assistant Director, Department of Economics and Statistics, Government of Tamil Nadu, who has been the backbone for the preparation and presentation of the framework of local indicators and targets.

The wealth of experience of Dr. Joy Elamon, Director General, KILA, Mr. Saroj Kumar Dash, Joint Director SIRDPR, Odisha, and the excellent anchor work of Mr. RSN Sharma,

National Project Manager (RGSA-PMU), MoPR has made this Report, along with the contributions from other Members Dr. G.S. Ganesh Prasad, Faculty (Planning and Research), ANSSIRD&PR, Mysuru, Karnataka, Mr. Dibyendu Das, Special Secretary, Government of West Bengal, Dr. C. Kathiresan, Associate Professor & Head, Centre for Panchayati Raj, NIRDPR, Hyderabad and Ms. R.V. Shajeevana, Additional Director, Department of RD&PR, Government of Tamil Nadu and Ms. Rekha Yadav, Joint Secretary, MoPR (Member Convenor). The support and inputs from Ms. Sukanya, KILA, Ms. Piyali Roy, West Bengal, Dr. R. Sujatha, SDG Associate, Department of Planning & Development, Government of Tamil Nadu and Mr. Taquiuddin, NIRD&PR, are acknowledged.



Jayashree Raghunandan IAS
Additional Chief Secretary
Government of Tamil Nadu
Chair, Expert Group on Localising SDGs
in PRIs




Report Submission by the Expert Group

With a view to strategize policy, capacity building and systemic interventions for localization of Sustainable Development Goals (SGDs) through Panchayati Raj Institutions, the MoPR constituted an Expert Group involving Senior Officials from the State Governments, MoPR, Niti Aayog and SIRDs of different states.

This Report has been prepared by the Expert Group encapsulating the way forward adopting convergence mechanisms, strategies, platforms and innovations to ensure that the development agenda is effectively translated into firm action and concrete results at the local level to benefit communities. It is envisaged that it will be an inclusive process and will move beyond the panchayat jurisdiction to draw in relevant stakeholders to create a strong and capable local self-government that facilitates achieving SDGs locally complementing and contributing to strengthen implementation of the Focus 2030 Strategy at the National level.




Jayashree Raghunandan
Chair



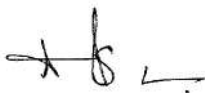
Rekha Yadav
Member Convener
Joint Secretary (CB).
Ministry of Panchayati Raj
Government of India



Dr. Joy Elamon
Member



Saroj Kumar Dash
Member



RSN Sharma
Member



R V Shajeevana
Member



Dibyendu Das
Member



Dr Ganesh Prasad
Member



Dr C. Kathiresan
Member

Transforming Our World: The 2030 Agenda for Sustainable Development

Adopted in the UN General Assembly September 2015

(Extracts)

Today we are also taking a decision of great historic significance. We resolve to build a better future for all people... As we embark on this collective journey, we pledge that no one will be left behind

“We the peoples” are the celebrated opening words of the Charter of the United Nations. It is “we the peoples” who are embarking today on the road to 2030. Our journey will involve Governments as well as parliaments, the United Nations system and other international institutions, local authorities, indigenous peoples, civil society, business and the private sector, the scientific and academic community – and all people. Millions have already engaged with, and will own, this Agenda. It is an Agenda of the people, by the people and for the people – and this, we believe, will ensure its success.

This is an Agenda of unprecedented scope and significance. It is accepted by all countries and is applicable to all, taking into account different national realities, capacities and levels of development and respecting national policies and priorities. These are universal goals and targets which involve the entire world, developed and developing countries alike. They are integrated and indivisible and balance the three dimensions of sustainable development.

Our vision

In these Goals and targets, we are setting out a supremely ambitious and transformational vision. We envisage a world free of poverty, hunger, disease and want, where all life can thrive. We envisage a world free of fear and violence. A world with universal literacy. A world with equitable and universal access to quality education at all levels, to health care and social protection, where physical, mental and social well-being are assured. A world where we reaffirm our commitments regarding the human right to safe drinking water and sanitation and where there is improved hygiene; and where food is sufficient, safe, affordable and nutritious. A world where human habitats are safe, resilient and sustainable and where there is universal access to affordable, reliable and sustainable energy.

We envisage a world of universal respect for human rights and human dignity, the rule of law,



justice, equality and non-discrimination; of respect for race, ethnicity and cultural diversity; and of equal opportunity permitting the full realisation of human potential and contributing to shared prosperity. A world which invests in its children and in which every child grows up free from violence and exploitation. A world in which every woman and girl enjoys full gender equality and all legal, social and economic barriers to their empowerment have been removed. A just, equitable, tolerant, open and socially inclusive world in which the needs of the most vulnerable are met.

We envisage a world in which every country enjoys sustained, inclusive and sustainable economic growth and decent work for all. A world in which consumption and production patterns and use of all natural resources - from air to land, from rivers, lakes and aquifers to oceans and seas - are sustainable. One in which democracy, good governance and the rule of law, as well as an enabling environment at the national and international levels, are essential for sustainable development, including sustained and inclusive economic growth, social development, environmental protection and the eradication of poverty and hunger.

One in which development and the application of technology are climate-sensitive, respect biodiversity and are resilient. One in which humanity lives in harmony with nature and in which wildlife and other living species are protected.

We can be the first generation to succeed in ending poverty; just as we may be the last to have a chance of saving the planet. The world will be a better place in 2030 if we succeed in our objectives.

Extracts from the UN Document Transforming our World: The 2030 Agenda for Sustainable Development





Chapter 1: About the Expert Group

1.1 Background and Context

India is a signatory of Sustainable Development Goals (SDGs) 2030. Ministry of Panchayati Raj (MoPR) is committed to the achievement of SDGs through the Rashtriya Gram Swaraj Abhiyan (RGSA) Scheme. The RGSA scheme mandates to capacitate elected representatives for good governance through attainment of SDGs through participatory local planning at Gram Panchayat level. Among the 17 SDGs, MoPR has identified 9 goals where it could intervene at the grassroots level to achieve the targets at the grassroots level. Those 9 goals are – Goal 1 (No Poverty), Goal 2 (Zero Hunger), Goal 3 (Good Health and Wellbeing), Goal 4 (Quality Education), Goal 5 (Gender Equality), Goal 6 (Clean Water and Sanitation), Goal 7 (Clean and Affordable Energy), Goal 8 (Decent Work and Economic Growth), Goal 10 (Reduced Inequalities), Goal 13 (Climate Action), Goal 14 (Life Below Water), Goal 15 (Life on Land) and Goal 16 (Peace, Justice and Strong Institution). Through the 9 identified goals, MoPR has been progressing in attaining the SDGs but it is felt that more focused approach is required in localising the concept of SDGs at the grassroots level.

1.2 Role and Purpose of the Expert Group

The role of Expert Group is to provide policy guidance to Ministry of Panchayati Raj on Localization of SDGs at the Panchayat level. The Expert Group supports the mandate of localization of SDGs through restructured RGSA beyond March 2022 in line with the draft Vision Document of MoPR and national obligations as well as recommend the roadmap for Capacity Building of relevant stakeholders Elected in achieving SDGs by 2030. The Expert Group would identify monitoring mechanisms for SDG localisation at GP level viz. Dash-Board for monitoring achievement and review progress in real time basis.

1.3 Composition of the Committee

S.No	Name of the Expert	Organization/ Agency	Remarks
1.	Smt Jayashree Raghunandan, IAS Additional Chief Secretary/ Director General, Rural Development and Panchayati Raj Training	Government of Tamil Nadu	Chair of the Group
2.	Smt Rekha Yadav Joint Secretary (CB Division)	Ministry of Panchayati Raj, Government of India	Member Convener
3.	Ms RV Shajeevana Addl Director RD & Principal Chief Community Development Officer, TNSCB	Government of Tamil Nadu	Member
4.	Sh Dibyendu Das Special Secretary, Department of Panchayati Raj	Government of West Bengal	Member



5.	Dr C. Kathiresan Associate Professor & Head	Centre for Panchayati Raj, NIRDPR, Hyderabad	Member
6.	Dr. Joy Elamon Director	KILA, Kerala, Trivandrum	Member
7.	Dr. G S Ganesh Prasad Faculty (Planning and Research), ANSSIRD&PR, Mysuru, Karnataka	ANSSIRD&PR, Karnataka	Member
8.	Ms. Nirmala Meena Director, Indira Gandhi Panchayati Raj & Gramin Vikas Sansthan, Jaipur (State Institute of Rural Development), Rajasthan	SIRD, Rajasthan	Member
9.	Sh Saroj Kumar Dash Joint Director	SIRDPR, Odisha	Member
10.	Sh RSN Sharma National Project Manager (RGSA-NPMU)	Ministry of Panchayati Raj, Government of India	Member
11.	Shri Alen John Samuel SDG Officer	NITI Aayog	Member

1.4 Terms of Reference

Detailed terms of reference for the Expert group have been laid out as:

- Identifying targets and broad indicators for the PRIs
- Identifying institutions, partners and assigning mandate for delivery of SDGs at the local level
- Mapping roles and responsibilities of Agencies/Ministries/State Governments in localising SDGs
- Identification of factors for slow progress of integration of SDGs in GDPDs
- Suggest measures for convergence between Agencies/ Ministries/ Departments in achieving SDGs at the Panchayats as per their mandate
- Recommend appropriate CB &T activities for the Elected Representatives, functionaries and stakeholders of PRIs for delivering SDGs
- Develop suitable framework for evidence-based monitoring of achievement of SDG parameters at the local level
- Incentivising performance of Panchayats for localizing SDGs
- Recommend measures to integrate SDGs in the revamped RGSA
- Identifying mechanism/institutions for documenting best practices on localisation of SDGs at Panchayats



- Any other issues of National importance

1.5 Working Methods

1. The Expert Group shall meet at regular intervals or at the request of the Chair or by any member through a request made to the Chair
2. A quorum shall be established when 5 members are present.
3. The Chair may seek contribution and reports from the members of the group
4. The Expert group may call for information from the states or other agencies if required
5. A work programme will be prepared and implemented by the Expert Group
6. The Expert Group, shall submit proposals and recommendations to MoPR in form of a report



Chapter 2: Committee Meetings

In the course of developing a suitable strategy to recommend MoPR on the role of Panchayati Raj Institutions (PRIs) in localizing SDGs, the Expert Group had 14 meetings. *The Minutes of meetings are placed as Annexure 1.* During the meetings, discussions were held on different topics and herewith is the listing of the meetings:

S.No	Date of the meeting	Presentation Topics
1.	21 st May 2021	First meeting of the Expert group – Presentation of the ToR of the Expert Group and members experiences on working on SDGs
2.	26 th May 2021	SDGs and GPDP, Role of MA Survey
3.	01 st June 2021	State Experiences on localizing SDGs
4.	4 th June, 2021	SDG Monitoring at GP level
5.	8 th June, 2021	SDG Indicators, Dashboard for Panchayats, identifying Institutions
6.	12 th June, 2021	Convergence strategies for Panchayat Committees, Incentivization of SDGs
7.	17 th June, 2021	Evidence based monitoring, collaboration for SDGs, CB&T activities
8.	28 th June, 2021	Planning and Monitoring of SDGs
9.	5 th July, 2021	SDG target at local level, Thematic localisation of SDGs, Issues of National Importance
10.	20 th July, 2021	SDG Indicator for PRI, Good Governance, Theme Saturation
11.	27 th July, 2021	SDG Indicators
12.	5 th August, 2021	Issues of National Importance, Indicators and Theme of Gender in achieving SDGs, Zero Hunger
13.	21 st August, 2021	Review of Chapterization
14.	24 th August, 2021	Presentation on progress to MoPR



Chapter 3: Summary of Recommendations



We reaffirm the key role of all levels of government in promoting sustainable development

- Future We Want, Resolution adopted by the UN General Assembly on 27 July 2012

Re-affirmed in the UN General Assembly in September 2015

Transforming Our World: The 2030 Agenda for Sustainable Development

Localization of SDGs in rural India is to take root with the local self - governments – Panchayati Raj Institutions. It is now almost 6 years since the SDGs were adopted in the UN as universal goals for all and for planet Earth. UN decade of Action commenced over a year and half ago. The COVID-19 pandemic has pushed back the pace and progress on the SDGs across the world, India is no exception. Localization of SDGs assumes even more an important role to reach the goals to the rural areas so as to build back better for all, to ensure *No one is left behind and no village is left behind*.

The localization of SDGs is an agenda of central importance – NITI Aayog – Localization of SDGs – 2019

- Flagship schemes and multitude of schemes of Central and State Governments have substantial impact on SDGs, and are implemented in rural areas
- Schemes focus on scheme objectives' achievements, with progress as measured in financial and physical terms under the scheme.
- SDGs, its targets and indicators are yet to be on direct focus
- Working on SDGs is not supported by funds, but funds are in schemes.
- *While the SDGs are global, their achievement will depend on the ability to make them a reality in constituent States, cities, districts and villages. Therefore, State governments have the prime responsibility in achieving SDGs and are essential stakeholders in implementing the Agenda 2030.* – Niti Aayog – Localization of SDGs - 2019
- 29 subjects that are the responsibility of the Gram Panchayats cover the SDGs with varying levels of devolution in different States
- Skills and competencies of the department functionaries and ERs and orientation to the breadth, depth and universality of SDGs for people, planet, prosperity with peace and partnership yet to reach the desired space

Setting in this context, localizing SDGs in PRIs is a function of Capacity building, framework of Targets and Indicators, monitoring, incentivizing, partnerships and collaborations, convergence in working of Ministries/Departments, State Government, NITI Aayog involvement and ownership of the three tiers of local self-government, the Panchayati Raj Institutions. It calls for a 'whole of Government' and 'whole of society' approach.

Localizing SDGs in PRIs is as much the responsibility of all Ministries as that of MoPR as work of most of the Ministries fall within the purview of rural areas covering all three tier PRIs. The crucial words are **Localizing SDGs**. Adding **in PRIs**, does not remove **rural areas**, rather adds PRIs into the process. Hence all Ministries necessarily have the nodal role, with MoPR as the associated Ministry for SDGs, and need to work in tandem with local self-governments towards



achieving SDGs in rural areas and with PRIs. Taking a lead role by MoPR and all Ministries joining together, there is a need to act on **Localizing SDGs** for achieving the objectives of SDGs in rural areas:

3.1 Vibrancy and Constancy

There are more than 2.65 Lakh Gram Panchayats in India with around 32 lakh elected representatives covering 34 States and Union Territories of the country. With this spread of Panchayats in India, the **fervor** at international level must vibrate with actions taken towards the achieving of SDGs at local level constantly and continuously:

- Through use of various *forums*, platforms and media.
- **Logo of SDG everywhere** - In every village/hamlet the SDG logo should be visible. Its awareness should be across all ages.
- **States** need to put in place their mechanisms for Localizing SDGs with PRIs in rural areas and create the enabling environment for partnerships in action and keep the momentum constantly going, including raise it from time to time.
- IEC of **all Ministries** together must ensure constant activity on SDGs in Gram Panchayats and lead to vibrant Gram Sabhas.
- **National & International days** of importance to the Themes for Localization of SDGs in Gram Panchayats must be observed jointly with the Departments concerned.

3.2 Lead Role of NITI Aayog

- **NITI Aayog** - National Institution for Transforming India being a Think Tank of the Government of India has twin mandate to oversee the adoption and monitoring of the SDGs in the country. NITI Aayog mandate in the context of the SDGs involves providing policy guidance, monitoring programme implementation and strengthening innovation across varied development sectors. The institution is well placed to bring in State Governments, Ministries/Departments and local self-governments to act on localizing SDGs. NITI Aayog to lead the localization of SDGs in PRIs with MoPR to be the associated Ministry to NITI Aayog for this.
- Already NITI Aayog has brought out the Document 'Localizing SDGs - Early lessons from India' - in year 2019. Annual Progress Reports on Localizing SDGs in PRIs in future will provide direction and value.
- Localizing SDGs in PRIs should be a subject in the Annual Governing Council Meeting of NITI Aayog which is headed by the Hon'ble Prime Minister and all Hon'ble Chief Ministers & Hon'ble Lt. Governors are members.
- Presenting the achievements in rural India in international fora and in VNR in HLPF on SDGs.

3.3 Mission Mode Status

While various flagship schemes are taken in Mission mode, Localizing SDGs in PRIs taken in Mission mode would get the required thrust and attention. Mission mode status would



communicate the importance from the highest level and attract attention to clearly defined objectives, scopes, and implementation timelines and milestones, as well as measurable outcomes and service levels. This would also enunciate inclusion of components such as establishment of Institutional Framework with a Central Management Cell for coordination and implementation of different activities for Localization of SDGs and others to undertake e-Readiness Assessment of PRIs in all States and Union Territories ensuring sharing of information and seamless interoperability of data.

3.4 Whole of Government Approach

- Localizing SDGs in PRIs is to be recognized as the responsibility of all Ministries.
- Key role of State Governments in this regard is to be emphasized, especially as the way it is taken for implementation in local self-governments in States depends on devolution of powers to PRIs by States, which varies from State to State. States to also issue clear guidelines to line Departments for working in convergence with PRIs.
- Flagship schemes of Ministries address various SDGs and their action zone is in rural and urban areas. Hence pro-active participation of Ministries/Departments along with PRIs is necessary to take outputs & outcomes to the next level.

3.5 Themes Targets & Indicators – Local Indicator Framework (LIF)

We also underscore that sustainable development goals should be action-oriented, concise and easy to communicate, aspirational, global in nature and universally applicable to all countries, while taking into account different national realities, capacities and levels of development and respecting national policies and priorities. We also recognize that the goals should address and be focused on priority areas for the achievement of sustainable development.

Future We Want, Resolution adopted by the UN General Assembly on 27 July 2012 and reaffirmed when adopting the SDGs in Sep 2015.

Achieving the objectives of SDGs can and should be built based on existing experience in goal setting, monitoring and implementation. The goals at GP level taken through Themes, targets and indicators are aspirational in nature, relevant and placing the global goals that are universally applicable, in line with national policies and priorities as well as taking into account local realities in a concise and easy to communicate manner.

The iterative process linking the global indicators and national indicators till the grassroots level until Gram Panchayats is ensured in the localization of SDGs. Most Targets and Indicators of the SDGs are to be achieved at the local level. Most SDGs are related to the subjects devolved to the Panchayats.

The following themes, targets, indicators and timeline and setting the tenor for the process is recommended:

Themes

- SDGs are to be taken through Themes that make it relatable to Panchayats – and the community. Themes cross-cut SDGs and action on a Theme has impact on different SDGs.



	<ul style="list-style-type: none"> ➤ 9 Themes have been identified for Panchayats to aim to become, with a Vision Statement for each Theme: <ul style="list-style-type: none"> ✓ Theme 1 Poverty free and enhanced livelihoods village ✓ Theme 2 Healthy village ✓ Theme 3 Child friendly village ✓ Theme 4 Water sufficient village ✓ Theme 5 Clean and Green village ✓ Theme 6 Self-sufficient infrastructure in village ✓ Theme 7 Socially secured village ✓ Theme 8 Village with Good Governance ✓ Theme 9 Engendered Development in village
Targets	<ul style="list-style-type: none"> ➤ The Vision Statement for each Theme is broken down to Local Targets for the Gram Panchayats to work on. Most Targets link to the National Targets. They have been, and are to be presented for the Gram Panchayats as per what they will be identifying with from Gram Panchayat perspective. ➤ The total number of Targets is over 150 and Panchayats need to be choosing their Targets based on Gram Panchayat priorities. ➤ In keeping with National, State and sub-state issues, certain Targets would also be prioritized for Gram Panchayats to also work on. Mostly these would be already identified by Gram Panchayats automatically.
Indicators	<ul style="list-style-type: none"> ➤ The Targets are measured by Indicators. These Indicators are to form the Local Indicator Framework. There are over 300 Indicators. The LIF is in line with the NIF as would apply at Gram Panchayat level and some LIF are unique to only Gram Panchayat level. ➤ While Metadata & Data source have been given, MoSPI would need to work with MoPR and the Ministries closely to refine and bring out the LIF Meta Data Document using only latest annual data. ➤ Department of Statistics in States along with the Departments in States would require to take this ownership in States on a continuous basis. ➤ Targets and Indicators are to be reviewed annually. The numbers of Targets and Indicators taken up by Gram Panchayats can be different, as it is as per their felt needs. This grouping is to be put together for assessing SDG Achievement
Timeline	<ul style="list-style-type: none"> ➤ There are some Targets/Indicators on which immediate action is called for, some which would be in the short term & some long term. It is necessary to work with Gram Panchayats to take up all 3 time-line targets/indicators, to not only take required actions in early years for long term outcomes, as also to bring in the attention to matters/issues immediate.



Choice of Indicators, targets, sub-goals, Themes	<ul style="list-style-type: none"> ➤ A minimum number of indicators from the basket of indicators must be worked on by Gram Panchayats, which is suggested at not less than 50 in year 1. Certain mandatory indicators within the 50, around 10, may be fixed by National & State Governments, which are of National & State priority in line with SDGs. The rest is as per choice of the Gram Panchayat for SDG <i>achievements in Gram Panchayats</i>. ➤ An entire set of Indicators for inter-panchayat comparison is to form the <i>Panchayat Development Index</i>. This set is to be decided by MoPR in consultation with Ministries & States & NITI Aayog. ➤ Baseline data on all indicators needs to be collected in the year 2021-22 or at the earliest. ➤ From this the data on chosen indicators is to be surely collected and updated annually based on Data source for it to assess change/progress. ➤ Panchayats may choose to achieve specific Targets, sub-goals E.g.: Zero Hunger – no one should go hungry in the Panchayat and move higher to choosing to achieve a Theme in totality in the Panchayat. Achieving a Theme is exceptional but necessary, and, in effect is achieving SDGs. ➤ Target values would need to be fixed for some Indicators in the LIF. ➤ In addition, there would be a Block Indicator Framework at Block level and District Indicator Framework at District level, which are already being prepared by State and under guidance of NITI Aayog. The correlations between the DIF, BIF & LIF would be automatically there, while each has some that make meaning at that level only. These are to be seen as they evolve.
---	--

3.6 Dash Board

Panchayat Dashboard offers all constituents a chance to explore progress till the Panchayat level and further down to the habitation level. The platform provides engaging experience while answering, “Are we there yet?”, “how far away are we?”, “where are we lagging?”, “What needs attention?” regarding development covering all the relevant goals for the Panchayats. Different levels can see how their contributions can make a difference, and it brings to light data supported evidence for guiding policy decisions. The Panchayat dashboard incorporates approximately 310 data indicators necessary to measure progress toward localization of SDGs. The dashboard includes information for each indicator, such as the indicator’s targets, timeline, rationale, limitations, and data sources. The Dashboard enables cross-comparison among states and within states with similar conditions and trends to uncover examples where best practices may be found—and where actions on one Theme/Target/Indicator may help or hinder achieving other goals. The dashboard is to be the information hub of activity on SDGs at the Panchayat level and is to provide the following:

- Panchayat SDG Dashboard to reflect information of progress in Panchayat, developments in other panchayats, in block, district, State, Country and internationally.
- Best practices portal is to be linked to Dashboard.



- Dashboard to be the work board for Panchayats to prepare the GPDP.
- Dashboard to integrate all data portals & IT linked developments in MoPR and in other Departments.
- Activity plans of Gram Panchayat are to be communicated to all in the Panchayat from Dashboard to mobile phones as well.
- Information from SIRD, State Departments & highlights for special activities by Ministries are to link to Dashboard.
- Integration of Panchayat SDG Dashboard to State & sub-State level, as well as National Dashboard of NITI Aayog is to be done.
- The Panchayat SDG Dashboard is to be used at all the tiers of local government and to link the GPDP to the BPDP and the DPDP and to plan, review, analyse and modify for their inputs at their level.
- High degree of visualization with localized presentation perspective to be ensured.
- Content management and IT support Team at MoPR, State & District level with Ministerial/State Departmental IT Team involvement should be there.

3.7 Gram Panchayat Development Plan (GPDP)

Ministry of Panchayati Raj (MoPR) has been providing support to States as well as Union Territories (UTs) to develop State/UT specific guidelines for GPDP converging all the resources in setting local development agenda and finding local solutions to development issues. In the localization of SDGs in rural areas, the GPDP is to be reflective of the Thematic Goals and Targets in a manner in which the local planning and execution of actions can contribute to the Panchayat in achieving the thematic goals and thus the objectives of SDG by 2030. The following activities emphasize the role of GPDPs in a much broader manner:

- The preparation of GPDP should be based on the Thematic framework
- MA Survey should cover the survey data required for the value of the indicator. Data required must come from Departments and Gram Panchayats own data.
- Convergent action should ensure that the various inputs from the schemes of Departments feed in to the preparation of GPDP for the Indicators / Targets. On the other side, that which is required should be provided from the resource envelope of the schemes in the Panchayat area.
- GPDP preparation on Dashboard as a work board is to be done, including detailing various activities to be taken up in the Gram Panchayat.
- Position of Gram Panchayat in relation to various targets and indicators on the Themes is to be presented in the dashboard, with visualization rather than numbers only, to be supportive for decision making for the future plan of action to be reflected in GPDP.
- The Themes chosen to be worked on, down to specific detail, with budgetary allocations for them, and what is left out is to be shown.



- Child budget, gender budget is to be shown based on the choices being made by the Panchayat in GPDP.
- As Dashboard is open to all, the GPDP to be finalized in Gram Sabha meeting is to get communicated through the Dashboard mechanism as well.
- Before the next year's GPDP, all the current/latest data is to be collected and entered as a standardized system with relatively focusing to cover Block and District Panchayats Development Plans
- The visualized Development Status Report would get automatically generated, thematically for the Gram Panchayat
- Capacity building and assistance in this process, with handholding and mentoring, including involving programme personnel, youth and institutions is necessary.
- Discussions on GPDP with Departments concerned in Standing Committees, Scheme Committees, to be put in the joint calendar worked out with Departments (can be included in Capacity building of RGSA or of the departments)

3.8 Quality Circles

Quality Circles is the essential mechanism for concurrent and continuous handholding and follow up. It enables regular, relevant, continuous program inputs, flexibility, mid-course corrections, feedback, process and output follow up, monitoring and convergence. The presence of Quality Circles enables exchange of information between the Panchayati Raj institutions and various partners for achieving effective consolidation of strategies, activities and interventions.

- Quality Circles to be established with Panchayat Presidents/Panchayat Standing Committees representing from Gram Panchayats in the area, along with the field next level official and area Elected Representative of Block and District. NGOs and other Institutional partners working with the Gram Panchayats to also be invited as part of Quality Circles.
- Regular meetings are to be held on various Themes every 2 months.
- Quality Circles to be at block/sub-block level and feeders for next level reviews.
- Chair can be on rotational basis with Departments concerned /Elected Representatives to chair. Convenor to be the DPRC/BPRC.

3.9 Best Practices and Documentation

- This is to be a key part in the process of Localization of SDGs in Panchayats. It should become a systemic tool systematically used.
- Bringing out effective processes, developments, insightful, inspirational and thought-provoking issues, motivating action, through this. Special focus on sustainability and inclusiveness of best practice identified is important.
- Best practices in addition to being of tremendous use in Capacity building & IEC, is to be used to bring convergence, used as the yardstick in impact monitoring, evaluation and incentivization, leading change and spurring changes.



- Credit to departments must be given for their role in supporting the progress in the Gram Panchayats.
- Documentation by journal/newsletter at local, (sub-state), State & National level, and multi-media documentation to be ensured and monitored.
- Best practices online portal giving District, State, Country and International practices, theme wise, sub-goal wise, by ‘Sankalp’, to be set up immediately, as user friendly, in local language, (Hindi and English) for easy access to PRIs and general public, sharing processes and outcomes. Content management teams are required for online portal management
- Community radio, radio, TV, with interviews and video coverages, short films and sponsored programmes in Prasar Bharati, Doordarshan and popular channels to be used for this.
- National & International exposure through linking with reputed Organizations and UNSDG and other SDG sites along with participation in events to be done.
- Train dedicated teams in MoPR, States and Districts to effectively take forward the systematization of best practices. Institutional/professional tie ups towards such system i.e., establishment of best practices, mentoring, continuing support and dissemination to larger sections of society across the country and globally
- MoPR review calendar must have systematic inclusion on priority to ensure best practices are captured, documented, shared and upscaled.
- MoPR in CEC annual approval must provide for all the above in States’ calendar and activities.

3.10 Incentivization

Incentivization is necessary for action on SDGs and for recognition of efforts by Gram Panchayats.

➤ *Incentivization by Ministries, States, Organizations*

- Not only MoPR but all Ministries to incentivize aspects of the Themes, in part or full, jointly and / or independently (E.g.: WCD on Nutrition and Gender related targets, Education for Child friendly panchayat).
- Fund pooling for incentives by Ministries responsible for schemes to increase available financing and add substantial interest of Ministry and Panchayats
- Sponsored incentives from Local organisations, business, private sector to be encouraged and drawn in by Districts & States.
- Both Centre and States to incentivise the PRIs
- States may choose same pattern as Centre or choose to cover more/almost all panchayats by scaling incentives to progress levels.

➤ *Assessments for incentives*

- Multi-dimensional and multi-level pyramidal structure of incentives to be in place.
- Assessment to be made based on -

1. Panchayat Development Index



2. SDG Achievement Progress

3. Thematic achievement

4. Special initiative & innovation

- Incentivisation is to be multi-level - Gram Panchayat, IP/BP and DP on the above multi-dimensions.
- Report Card as a mechanism for evidence in assessment to be also used. E.g.: Report Card from children on Child friendly Panchayat
- *PDI* is the inter-panchayat comparison to be used similar to SDGII of NITI Aayog with regularity of data updated annually. Indicators are to be chosen in consultation with States, Ministries by MoPR with NITI Aayog.
- *SDG Achievement progress* is what individual Panchayats choose to work on, given their specific circumstances, interest and pace they want for progress. It is to be based on delta change. This basis for assessment, has to be encouraged as there is maximum ownership and internal drive-in panchayats for this. The support from State & Centre for this gives due respect to institutions of local self-government and recognizes the wide diversity in the country.
- Thematic achievements to receive highest incentive (jointly funded by Centre, (concerned Ministries), State (Departments concerned) and not less than Rs.20.00 L (as of current year 2021-22). These will be more in later years.
- Thematic achievements by Panchayats can provide them with Stars as ratings - a Star per achieved theme, '*Navaratna*' for 9 stars for a Gram Panchayat achieving all themes.
- Special awards incentive for going the extra mile beyond minimum of 50 indicators and progressing, as well as for innovative work in Gram Panchayats to be given.
- Incentivization in initial years and later years would be different.
- More Panchayats to be covered in incentives in initial years to raise awareness, interest and draw them.
- Year on year bar to be raised on all categories assessment for incentives.
- Fall back and re-rise cannot be considered for incentive again.
- Assessments is to be of like with like- a good basis being population, and location (hilly and plains).
- Effectively managing process of incentivisation, as a transparent and continuous process every year is required.
- Independent evaluation process for National awards would add further evidence to the selections for incentives.
- MoSPI at Centre and Statistics Department in States to support the assessment process/for incentivization. NIC or /and external agency to be also engaged, as required.

➤ *Types of Incentives*



- Incentivization by cash award must be there, of graded amounts from recognition at Block level award for Gram Panchayat to National level awards.
 - Rather than directly funding buildings/certain other infrastructure from schemes, giving incentives will improve progress across many parameters and incentive funds can support infrastructure.
 - Incentivization by recognition, interview in radio, TV, press, display on website, in journals/newsletter, resource person for training, etc. must be effectively built in.
 - Select Panchayats which have done exceedingly well may be sponsored for participation in International Conferences on SDGs that take place on various aspects of SDGs; this can be done by Ministry along with MoPR.
 - Youth involvement can be jointly recognised with Ministry of Sports & Youth Welfare and *Young Champions of SDGs*, may be awarded at various levels.
 - More recognition & incentives does not dilute the value, but adds interest to the Localizing SDGs in PRIs from all stakeholders.
 - Maintenance of achieved levels - Maintenance is to be done by Panchayats and needs support to do so. It needs to be treated as an incentive in future, and link to devolution from Finance Commission may be considered.
- ***Awards to States, Blocks, Districts***
- Best States (1&2) award for Localizing SDGs under PDI and SDG achievement to be given by NITI Aayog in Governing Council Meeting.
 - Aggregation of Gram Panchayats achievements at Block level will be the Block achievement and at District level, the District Achievement.
- ***Celebrating achievements - recognizing contributions***
- When SDGs are achieved in Panchayat area, it is credit to work of Department and work of Panchayat. Celebrating progress and achievement of various targets and sub-goals by the Gram Panchayat as milestones with appreciating the work of the field functionaries and other partners including from the Panchayat can become a special event.

3.11 Partners

From 'whole of government' to 'whole of society', partnerships and collaborations are necessary.

➤ ***NITI Aayog***

NITI Aayog, more than partner, has leadership role in the localizing of SDGs in PRIs. With placing the subject in the Meeting of Governing Council of NITI Aayog, including in the Document of the SDGII and bringing out the Localization of SDGs in PRIs, annually, and presenting India's progress in the HPLF of the UN, the NITI Aayog will engage the States, Ministries, PRIs and share it in international forums.

- The State ranking award on Localizing SDGs in PRIs in States is to be given in the Meeting of Governing Council of NITI Aayog.

➤ ***Ministries/Departments***

Localization of SDGs in PRIs is not the job of MoPR only in Centre and of Planning & Development Departments in States. All Ministries/Departments schemes contribute hugely to SDGs, though not stated. Partnering with PRIs for achieving SDGs in rural areas needs to be clearly stated and needs to be ensured to improve scheme outcomes exponentially.



➤ **State Government**

Critical role is of State Governments and their partnership and interest is to be encouraged with greater recognition, and resource support through Ministries and as a devolution parameter

➤ **Organisations & Institutions**

UNICEF, and other international and national organizations working in different sectors to be partnered for their core strengths. Banks and business work on SDGs can be drawn in (eg: Financial inclusion, gender equality)

➤ **Universities speak SDGs**

Universities/Educational Institutions' participation in SDGs will benefit panchayats & universities. The concept of *universities speak SDGs*, is to be taken up to expand across the country and look to have **Young Champions** and **SDG advocates**, working with panchayats. Universities should themselves be implementing SDGs on campuses.

e.g.: Use of renewable energy, waste segregation, gender equality, etc.

➤ **Youth and children**

The future is theirs.

- Their energy and potential to involve and participate in various ways are to be utilised. For eg: IEC, events in Gram Panchayat and at higher levels on Themes, etc, events in their own Institutions. Report card on Child Friendly Panchayat is from them.
- Ministry of Human Resource Development, Ministry of Youth and Sports Welfare along with NYKs and Youth based Organizations involving with this can ensure many events and actions.

➤ **Women**

- Gender equality and cross-cutting areas of action directly connected to women, leading to improvements in various SDGs to be emphasized.
- PRIs & SHGs have been identified as natural partners in progress. This needs to be strengthened with focus also on Localization of SDGs in PRIs.

➤ **NGO, private sector, Civil Society**

NGOs working in rural areas, Women's associations, private sector, collaborations from CSR and various business units as well as local associations, and individuals for their expertise, need to become partners for working with PRIs.

3.12 Roles and responsibilities

When working together, clarity on roles and responsibilities needs to be spelt out for preventing overlap, finding gaps to fill and engage in a planned manner.

- Major players, the Ministries/State Departments, fundamentally need to recognise from the top level to the field level that SDGs in PRIs & with PRIs is their responsibility and very much part of their role.
- Broadly, their role covers in working jointly (including guiding) in planning, implementation, training and capacity building, data sharing and monitoring results,



reviewing progress regularly, identifying best practices and incentivization and participating in various SDG related programmes.

- Roles and responsibilities of all other partners needs to be stated at level at which they are involved for clarity.

3.13 Mapping

- Mapping of various players from National to local level to be done by sector, activity and linked to Theme Targets.
- Resource mapping of infrastructure, personnel and scheme inputs especially at District and sub-district levels to be done.
- Theme/Target, indicator correlation to schemes, resource mapping would provide who are there already and doing what, leading to working out their involvement in the action plan and process for the Gram Panchayats.
- Gap filling & effective utilisation of resources to be worked by area plans for coverage of Gram Panchayats. All partners to be covered in this process to draw on existing unused resources and redeploy available overlaps of resources.

3.14 Convergence

From identifying partners, mapping of existing resources, potential resources, and preparing the broad lines of understanding of roles and responsibilities to area plans and micro plans for Gram Panchayats, convergence is to be brought to shape at all the 3 levels of PRIs.

➤ *Whole of Government*

• **Ministries/Departments**

- Certain Flagship Schemes of Ministries have already stated in existing guidelines, (E.g.: SBM), specifically the linkages of the scheme implementation mechanism with PRIs and feed into GPDP. The gap between guidelines and implementation is to be closed and utilisation of existing resources and schemes for same (similar) outcomes to be identified and effectively communicated.
- In schemes where it is not clear, the guidelines/instructions towards the working of PRIs and the field personnel implementing the scheme needs to be identified and stated upfront.
- This has to be clear to both the PRIs as well as the Department field personnel and up to State level and brought to implementation not by paper communication alone, but mechanisms like special joint webinars, district and sub – district level meetings.
- What is being done in various Ministries related to the Themes needs to be taken stock of and how it can be integrated into Localization of SDGs identified. eg: NYK working with Youth.
- MoPR needs to conduct series of workshops with others Ministries for establishing these points of convergence, clarity on roles and responsibilities and communication with States so that it is taken all the way down to the field.

• **State Governments**

- Different States would have different structure of convergence with Standing Committees / sub-committees / local committees / working groups in the process of



preparation of GPDP and need to work out of that and on how it can be improved in localization of SDGs

- State should issue guidelines to the line departments for proper integration with GPDP for holistic & comprehensive planning and to work more closely with the Standing Committees of Panchayats.
- State level meeting under the Chief secretary with the Department Secretaries and HoDs concerned needs to be held with these being stated for clear understanding and field follow up.
- States may consider to take this through the State Planning Commissions/ Boards for a whole of Government approach in localization of SDGs
- **Ease of working with Ministries/Departments for PRIs**
 - A scorecard for Ease of working with Ministries /Departments for PRIs to be developed on parameters such as Clarity and role of PRI in guidelines, Data sharing, Participation in Training, joint training plan, Participation in GPDP preparation, Participation in review meetings, Information of resource envelope of Schemes of Department to PRI, Participation in Standing Committee meetings, Participation in Scheme Committee meetings, etc.
 - This is to be measured in all Ministries, States & State Departments on regular basis till desired scores is reached.
- **Inter-Ministerial Coordination Committee for SDGs**
This committee at National level will need to be set up for addressing convergence in the localizing of SDGs in PRIs/rural areas.
- **Prioritizing of Convergence**
 - Due to inherent difficulties in this, so as to get going and progress in that direction, along with the scorecard, some quick wins and essentials for convergence to be taken up. Amongst the Ministries/departments few of them play an important role at the village level –such as Education, Health, Women and Child Development, Jal Sakthi and RD.
 - Schemes where indicators are same as of LIF
 - Sectors of priority to Panchayats
 - Guidelines are already providing for role of PRIs.
 - Emerging and potential areas with no entrenched system e.g.: Youth & children, Universities speak SDGs etc.,
 - Ensure Joint working of Department Scheme Committee with Standing Committee.
 - Ensure PRI - SHG Convergence as per guidelines already given since 2018 in NRLM and also in RGSA.
 - Use the instructions given for SAGY on convergence of Ministries' scheme to Localization of SDGs beyond SAGY areas & extend it.
 - Convergence in Combined Training Plan, preparation, utilization of resources and resource persons, for PRIs' and other stakeholders' training to be ensured.
- **Whole of Society**
 - Convergent action required with all partners to be worked with all after mapping.
 - National Days and International Days to be worked out with Departments for events in Gram Panchayats and other levels as well as involving women, youth and children wherever possible.



3.15 Capacity building & Training

Effective Capacity Building & Training can bring sea changes. Design of Capacity Building & Training and IEC needs to be highly effective that the programme impacts the participants with the burning desire & motivation to work on the issues. (ichhasakthi), while also improving knowledge and skills (kriya Sakthi).

- Capacity building is required for Elected Representatives, Committees, Sector enablers / agents of change, People's Plan Campaign (PPC) and GDPD Facilitation Team, Officials and Field functionaries, Community, all partners, and also for all the persons engaged as Resource Persons for the process
- A major shift is from quantitative monitoring of CB & T to actual qualitative monitoring
- Shift from standard Training of Trainers cascade mode to multi-modal training, use of digital technology and social media.
- Approaches & design to be substantially improved and full spectrum covering online training, videos, kalajathas, T.V, radio, hybrid, Satcom, etc., (as stated in NCBF 2014 and in the report) utilised.
- Joint trainings of field functionaries, Committees -scheme and standing, and those working together are highly recommended
- In Flagship schemes (and other major schemes/programmes), joint IEC program planning to be worked out with IEC teams of Panchayat Raj at sub-state to State level.
- Pre-approval to be done through joint teams of Ministries and MoPR, presented by joint teams of State.
- AAP approval of CB &T in CEC to ensure the joint planning.
- RGSA CB plan to only fill that gap which is left towards the needed IEC after the coverage by various flagship schemes IEC. This must be ensured while approving the annual plan.
- Workshops and seminars must be held every month on a Theme, sharing best practice progress and information.
- Review of IEC/CB&T must include officials from other Ministries & MoPR.
- Identified officials, who are part of Training and Field activities of various Departments are to be formed into units at block, sub-block level. At District level/Regional level and State level, units consisting of officials from Departments and Training Institutions (SIRD, ETCs/RIRDs, DRCPs,) with their role in the process of Training being stated not only by MoPR, but by Ministries/State Departments as well are to be in place. The role of NIRD&PR is pertinent in the entire process. Where there is existing Sub-district, district, regional level Training and field activities units, engaging with them by joining them, rather than form a separate one needs to be worked through to ensure effective planning and qualitative delivery of CB&T

3.15.1 Roadmap for Capacity Building & Training

Roadmap for Capacity building is to have purposeful outcomes.



- Changes come through the series of programmes as modules and sub-modules of the Themes to be conducted, inclusion of quality circles, workshops and seminars, use of multi-mode training, how the IEC will be interwoven with programmes for village community and programmes for Elected Representative, Standing Committee, Scheme Committee, other stakeholders.
- It needs to integrate programmes of other schemes and partners with programme under RGSA.
- Space to be provided for periodic reviews, block level, district level, state level meets, presentation of annual progress report and special days - National & International days.
- Roadmap for Capacity Building & Training needs to be incorporating use of technology and dashboard, assessment mechanism, evolving partnerships, training in best practices and documentation, etc.
- Check boxes for the Roadmap for Capacity Building and Training to ensure the relevant items are included in Calendar and its monitoring done.
- Roadmaps for what is planned at Gram Panchayat level, at Block level, District level, State & National level, are to be prepared.
- The TNA for IEC & CB & T to be worked based on progress, areas (Themes/targets) that need to be addressed in different Panchayats, ease of working with Departments in Panchayats, and programs designed accordingly. IEC Programs at Panchayat level are to be also conducted based on demand of Panchayat.

3.16 Monitoring

Continuous monitoring from sub-district level to National level on capacity building, GPDP, progress sharing and use of SDG Dashboard to be key areas. Convergence needs monitoring of the process of convergence. Actions at Ministry level need to be monitored for ensuring inter-ministerial convergence. Monitoring progress as changes, processes, outputs and outcomes. Institutional structures at the National, State and sub-State levels, such as nodal SDG department, monitoring and review structures, dedicated SDG teams, and district-level structures, which help dissolve silo-based functioning by facilitating Goal-driven partnerships are required.

➤ *Levels of monitoring and frequency*

- **National level**
NITI Aayog - annually through Governing Council and bringing out the Documents Localizing of SDGs in PRIs and covering it in the SDGII Report on annual basis
- **Ministries**
 - *Inter-Ministerial Coordination Committee for SDGs*- high level monitoring is recommended once in 4 months.
 - MoPR - bi-monthly
 - In this the representatives from other Ministries not below the level of Joint Secretary need to attend at least for initial year



- Inter-Ministry PMU heads/Associates monthly convened by MoPR on various Themes for enabling discussions also with State Project Units online with half the number every month.
- **State level**
 - State SDG High Level Committee headed by the Chief Secretary half yearly, to review progress highlights and resolve inter departmental issues, if any
 - State Planning Board/Commission can also be assigned substantial role in various aspects of monitoring, including Reports, Workshops, Seminars of appropriate levels for Localisation of SDGs in PRIs in the State
 - RD & PR Department once every 2 or 3 months with all Districts to review all aspects of the Localization of SDGs along with Planning & Development Department and other Departments at Government level.
 - Director of Rural Development and Panchayat Raj (HoD), once in 2 months along with other Department HoDs and Department of Statistics reviewing progress in Districts.
- **District level**
 - District SDG Committee formed in States already-monthly, initially
 - DISHA - formed by MoRD can be reviewing progress in localizing SDGs with PRIs (Anyone should be enough).
- **Block level** - monthly on different Themes with various departments, PRIs and other organisations representatives, covering capacity building and field progress of process and impact.
- **Self-monitoring and Community monitoring** – This is by far the best form of ownership by the GP and forms the basis for GPDP, involvement of Grama Sabha, ensuring reduced inequalities, prioritizing aspects and assessing progress for achieving SDGs.
- **Subjects for review**
 - Initial reviews will need to be on process progress and capacity building, Mapping, tie-ups and partnerships, roles and responsibilities communicated with feedback from field, reports of convergent action, special and noteworthy events and impact. Best practices get built up from sub-block (QC) level to National level while being shared simultaneously.
 - Monitoring of performance under PDI, SDG Achievement progress, Thematic progress and special and innovative work on regular annual basis through Dashboard.
 - Activity on Localization of SDGs taking place in States to local level & by Departments can be monitored by different levels using Dashboard data.
- **Reports, Documents, Assessments**
Calendar of Reports & Documents to be prepared and brought out at various levels in partnership with Institutions. These Reports & Documents are to be also jointly done with Departments. e.g.: Sub-theme, targets level progress (addressing malnutrition and hunger; ensuring all entitlements for Persons with Disabilities, no Kutcha houses in Village, etc.)
- **Platforms and Forums**
Opportunities for sharing exceptional progress must be regularly provided in the joint calendar of Department and Rural Development and Panchayat Raj at District level and as a monitoring mechanism to assess progressive changes. (These can be integrated with workshops and seminars under Capacity Building)



3.17 Buy-in

Localization of SDGs with PRIs needs the involvement of Ministries and States and PRIs, and has to provide for the variations in approaches towards the common end, within the broad framework and path.

- Workshops and discussions with Ministries to find common ground for jointly working on Localizing of SDGs with PRIs.
- Workshops and discussions with States to enable States to suitably set up mechanisms and systems around this framework for Localizing SDGs with PRIs.
- Separate attention for PESA areas in States to evolve systemic framework for Localizing SDGs in Gram Panchayats.
- Set benchmarks & milestones for States to meet for accessing fund support.
- Work intensely where there is more interest forthcoming, and where there is need for greater support.
- Aspirational Districts may be the first place to concentrate on forthwith.
- Pilot testing of sub-modules in the process, such as Dashboard, training programme design, assessment process, etc., needs to be done.
- Phasing within States is necessary, to bring greater focus, not waste energies and take it forward exponentially.
- All panchayats will not be in the same level and progress and process differentiation needs to be built in.

3.18 Roadmap for Localizing SDGs with PRIs.

- Road map for localizing SDGs with PRIs to be there to follow up regularly on all that needs to be happening covering NITI Aayog leadership role, on boarding Ministries - discussions with Ministries, identifying common ground, issues of instructions, field penetration, States involvement, Ease of working with Departments for PRIs, developments on dashboard, best practices, Capacity Building plans, monitoring mechanisms, incentivisation, workshops, seminars, Panchayats involved, events, reports etc.
- Road map to be prepared annually and with involvement of Ministries as localizing progresses
- RGSA must be devised around this enabling ecosystem to be created, and to provide all soft components which does not come from other Departments.
- Focus on monthly plans of constant action with various Ministries and Departments so as to take to field and keep the events of different SDGs and themes happening in the process of Localizing SDGs with PRIs.
- Ministries /Departments reports and Policy Notes should cover localization of SDGs in PRIs; to be placed before the Elected Representatives in Parliament and Legislative Assembly.
- Appropriate communication and mode for involving Hon'ble Ministers, MPs and MLAs in the Localizing of SDGs in PRIs needs to be decided at both Centre and States.



- Commence the programme in Aspirational districts where the existing systems can work to localize SDGs in PRIs as envisaged and add value to grassroots level involvement of ERs, and further enhance progress there.

3.19 Centre for Localising SDGs, Advisory Group and Programme Management Unit

- At MoPR, a cross - sectoral Advisory Group to provide continuity and expert guidance to the Localizing of SDGs in PRIs, to be formed. Naturally, the period should be not less than 3-5 years, with some overlapping years of continuity till 2030.
- A Programme Management Unit (PMU) with select committed and competent persons needs to be dedicated to the challenging task for working on Mission mode, and provide lead to the Localizing of SDGs in PRIs under MoPR, and all assistance to the MoPR and Advisory Group.
- States also need to establish such an Advisory Group, PMU and further units in Districts as Programme Implementation Unit (PIU).
- Utilizing existing resources of personnel /positions already sanctioned, the PMU, PIU and sub - units can be formed in States and Sub – State levels.

Centre for Localizing SDGs - At national level, a Centre for Localizing SDGs may be set up in partnership with NITI Aayog, UN agencies, International Organizations, Financial Institutions, pool funded also by all Ministries and the private sector. This Centre is to work on Localizing SDGs in both urban and rural areas, and across all SDGs. This is to be an inclusive body with stakeholders and representation from various sectors, experts and specialists, including NGOs, academicians, Statisticians and Information Technology.

- The Centre would be working with various Ministries and States, and perform an Advisory role to all including MoPR in localization of all SDGs and with PRIs
- (If such a Centre is set up, the **Advisory Group** within MoPR may be taken to be the Centre itself and another Advisory Group may not be required.)

3.20 Build-up Year

The period from now to implementation in 2022 is to be a Buildup year to ensure no time is lost in setting up and putting all the guidelines and technology in place, and creating the enabling environment to kick start the Localizing of SDGs with PRIs as soon as it is formally launched.

Utilizing the period to bring convergence within government and keen involvement of States in a 'whole of government' approach, identification of Partners and evolving partnerships for coordinated action in a 'whole of society' approach for achieving SDGs in Panchayats, Institutional and Monitoring structure to be put in place, Reflection of the Themes and processes in the AAPs of various Flagship Schemes, Mapping of Resources of Schemes, Guidelines of Schemes, etc., Evolving plans for localization of SDGs in PESA areas, and preparation of Implementation guidelines for Localizing SDGs in PRIs having the Dashboard ready Preparation of a Roadmap for Capacity Building and Training by States, and developing a set of high impact initial programmes on the Themes and way forward, are only some that are highlighted to be done in the Buildup Year.



We are part of an ambitious global effort that is underway to deliver the 2030 promise—by mobilizing more governments, civil society, businesses and calling on all people to make the Global Goals their own. Accelerated efforts are needed to boost sustainable solutions to the biggest challenges we face. It asks for transformative economic, social and environmental solutions. We will need inspiration and creativity at global, local and individual levels – from national and local governments, civil society, the private sector, academia and youth. A transformative recovery from COVID- 19 should reduce the risk of future crises and re-launch.

Localizing SDGs with PRIs is the urgently required accelerator for us.

“We reaffirm that planet Earth and its ecosystem are our common home and Mother Earth”

- UN Summit for Sustainable Development 2015



Policy brief on Localizing the Sustainable Development Goals through PRIs

The country has shown considerable progress across SDGs as seen in the SDGII as a result of the implementation of various flagship schemes of the Government of India as well as schemes of State & UT Governments, and the monitoring of the progress of SDGs by NITI Aayog. Progress has been pushed back across the world impacted by COVID, with the most vulnerable the most affected. Climate change calls for urgency in the Decade for Action and the need to build back better is well recognized. Number of policy initiatives and programmes have been announced towards an Atmanirbhar Bharat. States too have shifted gears in response to the crises. The move from National context and State context to Localisation of SDGs in context of local self-government is one of the most necessary of policy decisions.

The achievement of the Sustainable Development Goals 2030 Agenda: Transforming our World, in the villages depends on progress made in Localising SDGs in PRIs, for the country to achieve SDGs in rural India. It needs to find feet at the grassroots, for local action, for it is 'We the people' with all 5 Ps in tandem - People, Prosperity, Peace, Planet and Partnership.

This policy brief highlights the relevant support and actions required to further the 2030 Agenda for Sustainable Development and achieving SDGs by Localisation of SDGs in PRIs.

1. The lead role of NITI Aayog with MoPR as the nodal Ministry for Localisation of SDGs in rural areas through PRIs is required to pave the way and take into Mission-Mode.
2. Blue print for Localisation of SDGs covering all Ministries and different tiers of Panchayats for the process in transformation of Global goals to Local goals to be prepared and monitored.
3. Finalisation of result-based framework (LIF) based on the different Themes of development in tune with the Goals & Targets of the SDGs at Gram Panchayat level. This will include understanding, analysis and reflection for taking local actions by the Gram Panchayats. The framework will review the progress of the activities and track the progress towards achievement of the national targets.
4. Ministries/States to map and align their schemes' progress assessments to the indicators at Gram Panchayat level, Block Panchayat level and District Panchayat level. In this respect, guidelines are to be issued from Ministries and State Governments relating to Localisation of SDGs involving and stating clearly role of various institutions below the State level till the GP level.
5. Panchayat Development Index and assessment framework with Themes, Local targets and Indicators for measuring progress worked through MoSPI and States Statistics Departments, linking to evidenced based plan & budget with SDG markers is to be put in place, covering all schemes operating at Gram Panchayat level.
6. Issue of clear guidelines from all Ministries for the vision enshrined in Thematic achievements stating roles and responsibilities of the line Departments for the preparation of integrated and holistic plan and budget with activities at all three tiers of Panchayats incorporated in the GPDP, BPDP and DPDP based on Localisation of SDGs, linked with sectoral annual action plans under schemes and SDG markers.
7. Convergence in planning and action with pooling human, capital and technical resources in an organised and participatory manner at resource level and service delivery level. Detailed guidelines relating to convergence approach to be adhered to may be issued by Cabinet Secretariat.



8. Various Ministries need to jointly and continuously use Capacity Building & Training and related resources and processes to ensure effectiveness and focus in delivery for Thematic outcomes and progress in targets and indicators for Localisation of SDGs.
9. Establish a robust data sharing and monitoring mechanism covering all the LIF targets and indicators and linked to reports of performance for Departments/Ministries and PRIs on Localising SDGs. SDG Dashboard and LIF progress monitoring to be linked and correlated with scheme performance.
10. Preparation and use of *Index of Ease of working with Departments (Ministries) for PRIs* for ensuring support and action to Localisation of SDGs
11. Set up and utilise the Inter-Ministerial Coordination Committee for convergence and Localisation of SDGs in PRIs on regular basis.
12. While ensuring the 'Whole of Government' approach actually falls in place, to consciously move to a 'Whole of Society' approach evolving micro-plans and monitoring progress thereon.
13. Bringing in the power of Youth and the expertise of Academia in '*Universities speak SDGs*' for rural India with the Ministry of Human Resources Development and Ministry of Youth Welfare.
14. Financing for SDGs and suitable incentivisation by all Ministries, as well as by mechanisms to involve States and private sector in furthering involvement of PRIs in appreciation of progress towards achieving SDGs.
15. States may be provided two types of financing under RGSA - Basic funding for Capacity Building and Training activities and incremental financing for performance based on the parameters connected to Localisation of SDGs in PRIs. Further, all other key/Nodal Ministries for SDGs, may also earmark a part of the funding linked to performance on Localisation of SDGs in PRIs.
16. The devolution of the Finance Commission grants can be considered to be linked to Road maps and Milestones to be clearly stated and monitored by all Ministries and MoPR for creating an enabling environment for Localisation of SDGs and achievements.
17. Mapping of the SDGs to the Rights based Approach and Local Governance Initiatives as a local democratic institution for people's participation, reaching out to the unreached and planning for the most vulnerable and weaker section of the society.
18. Localizing SDGs in areas covered under Vth Schedule, PESA and VIth Schedule with detailed consultation and clear guidelines to ensure achieving SDGs with diverse approaches as suitable and applicable.
19. Phasing and focusing on low performing indicators and interested Panchayats, (Block Panchayats and District Panchayats/Districts) and States, commencing with Aspirational Districts with expansion to cover all Gram Panchayats in 3 years and providing scope for flexibility and diversity.
20. Annual Thematic focus/select target achievements across the country such as achieving *Zero hunger* in two years, as announced by the Hon'ble Prime Minister.
21. Setting up a *Centre for Localizing of SDGs* with international partnership, Ministries and NITI Aayog.



22. The Key Recommendations of the Expert Group and Report may be appraised to the States for comments and Ministries by MoPR, followed up by a core Committee comprising MoPR, Ministries, Resource Agency and NITI Aayog at the earliest for rolling out of Action Plans, guidelines, for ensuring all are on board.



Chapter 4: Present Status of SDGs in India

4.1 Overview

The concept of the Sustainable Development Goals (SDGs) was born at the United Nations Conference on Sustainable Development, Rio+20, in 2012. The objective was to produce a set of universally applicable goals that balances the three dimensions of sustainable development: environmental, social, and economic.

At the Sustainable Development Summit on 25 September 2015, UN Member States adopted the document titled Transforming our World: the 2030 Agenda for Sustainable Development, which includes a set of 17 Sustainable Development Goals (SDGs). Each goal is composed of a number of targets to be achieved by 2030. These 17 goals and the 169 targets cover a wide range of social, economic and environmental issues addressing crucial global challenges to end poverty, fight inequality and injustice, and tackle climate change by 2030. It recognizes that ending poverty and other deprivations must go hand-in-hand with strategies that improve health and education, reduce inequality, and spur economic growth – all while tackling climate change and working to preserve our oceans and forests. World leaders at United Nations Headquarters in New York agreed to set collaborative, consensus-driven, actionable goals to protect both our collective future as society and the future of the planet. The 2030 Agenda for Sustainable Development, adopted by all United Nations Member States in 2015, provides a shared blueprint for peace and prosperity for people and the planet, now and into the future. The SDGs and their targets form a comprehensive, integrated system with clear sectoral emphasis and strong interlinkages among goals and targets.

Sustainable Development Goals (SDGs)



Decade of Action to deliver the Global Goals

In September 2019, the UN Secretary General called for a Decade of Action requiring accelerating sustainable solutions to all the world’s biggest challenges — ranging from poverty and gender to climate change, inequality and closing the finance gap; progress is being made in many places, but, overall, action to meet the Goals is not yet advancing at the speed or scale required - 2020 needs to usher in a decade of ambitious action to deliver the Goals by 2030.

However, 2020 threw up the huge global challenge of COVID-19. With the COVID-19 pandemic continuing to impact lives and livelihoods, a health crisis has quickly become a human and socio-economic crisis, impeding progress towards achieving the 17 Sustainable Development Goals (SDGs), whilst also making their achievement even more urgent and necessary.

We have crossed 6 years of the 2030 Agenda for Sustainable Development and also almost completed over a year in the Decade for Action overshadowed with the COVID pandemic challenges impacting the attainment of SDGs in world across. Accelerated efforts are needed to boost sustainable



solutions to the biggest challenges we face. The Decade of Action asks for transformative economic, social and environmental solutions. We will need inspiration and creativity at global, local and individual levels – from national and local governments, civil society, the private sector, academia and youth. A transformative recovery from COVID- 19 should reduce the risk of future crises and re-launch the Decade of Action.

As we look to revamp the RGSA in focusing on localization of SDGs, and working on a transformative recovery and inspired action by local governments in achieving SDGs for people, prosperity, peace and planet, a brief look at the background and progress so far.

4.2 SDGs in India – Present Status and achievement

India along with 193 countries signed the declaration on the 2030 Agenda for Sustainable Development, comprising of 17 Sustainable Development Goals (SDGs) at the Sustainable Development Summit of the United Nations in September 2015. India recognises that the 2030 Agenda for Sustainable Development constitutes a fitting framework that calls the attention of every nation, to the challenges of building a sustainable future for the planet and all its life, while offering an opportunity to seek consensus and collaborative action.

India, with the world's 17 per cent of the population, has a considerable responsibility to global SDG achievement. Today the country is facing multiple challenges in the social, economic and environmental fronts. SDG framework provides an opportunity for developing innovative solutions to address these challenges in a time bound manner. Given the federal structure of governance in India, States and local governments are crucial to country's progress, as they are best placed to put people aspiration and need at the forefront. States and local governments also play a pivotal role in implementing development programmes and are essential stakeholders if the SDGs are to be realized in India, as well as globally. To coordinate all the SDG efforts at the national level, NITI (National Institution for Transforming India) Aayog acts as the nodal institution along with the key nodal and associate Ministries at the Central Government.

India is committed to implement the SDGs. Much of the country's National Development Agenda responding to national priorities and needs is mirrored in the Sustainable Development Goals (SDGs). In this effort, towards integrating SDGs into country's on-going national and sub-national policies and programs, at national level, NITI Aayog has mapped the SDGs with centrally sponsored programs of different Central Ministries/Departments.

In view of the complex nature of the SDGs, and the need to regularly measure progress across the 169 global targets, a set of 232 distinct global indicators has been identified by the United Nations for monitoring the progress of SDGs and associated targets. The progress of different countries and multifarious Reports on SDGs and latest news on SDGs can be seen at <https://www.un.org/sustainabledevelopment/progress-report>.

In keeping with the necessity to stay focused and move towards achieving the outcomes, Government of India started working on a robust monitoring and evaluation framework of nationally defined indicators to measure progress across States and of the country. Ministry of Statistics and Programme Implementation (MoSPI), GoI developed a National Indicator Framework (NIF) in 2018 consisting of 306 national indicators, along with identified data sources and periodicity following due consultation process with concerned Ministries/Departments, UN Agencies and other stakeholders, that also provided the Baseline data for the year 2015-16 across the indicators for which data source was available.



NITI Aayog has taken the lead by bringing out the SDG India Index – Baseline Report 2018, to further benchmark the position of States and UTs and the Targets to be achieved in a set of 62 priority Indicators from the NIF with identified data sources and periodicity showing how SDGs will be measured in India. The Baseline Report of the Sustainable Development Goals (SDG) India Index, comprehensively documents the progress made by India’s States and Union Territories towards implementing the 2030 SDG targets. This has been followed by the SDG India Index 2.0 for 2019-20 with 100 indicators, and the SDG India Index 3.0 with 115 indicators for the year 2020-21. At national level, National Statistical Office and nearly 30 data source Ministries/Departments are involved in the process of providing data on SDGs. MoSPI coordinates with these line Ministries for institutionalizing the data flow for SDG indicators and brings out the Sustainable Development Goals - National Indicator Framework Progress Report. Detailed list of indicators is provided on the MoSPI’s website that can be referred at <https://mospi.nic.in/national-indicator-framework>

4.3 Progress made by India towards attainment of SDGs so far

The Sustainable Development Goals - National Indicator Framework Progress Report, published by the Ministry of Statistics and Programme Implementation, GOI and the SDGII 3.0 brought out by NITI Aayog, (as well as the earlier years reports of NITI Aayog and MoSPI), highlights the progress made so far in the journey of SDGs. The Reports also show the evidence of progress of States and UTs in India towards achieving the SDGs and associated targets using a composite score based on their overall performance across multiple goals, as well as goal wise and indicator-based progress along with ranking of the performance of States/UTs based on their achievements across SDGs. NITI Aayog’s SDG India Index played a key role in driving the SDG agenda in India. The results of the ranking are highly publicized and has raised awareness on SDGs on many levels – within government, media, researchers, private sector and civil society organizations.

The National Institution for Transforming India (NITI Aayog) was established to drive cooperative federalism. This has caught the attention of Nation and States, not only to perform better, but drawn attention to the SDGs and its targets, what global and national issues call for action, and what are areas for States to address for their performance improvement. The SDGII has brought in competitive federalism as well.

The latest Reports published in 2021 highlights composite, State/Ut wise and Goal wise progress, some of which are mentioned:

- The composite score for India improved, from 60 in 2019-20 to 66 in 2020-21. This indicates that the country overall has progressed forward in its journey towards achieving the SDGs.
- Nine Goals drive the positive push - 3 (good health and well-being), 6 (clean water and sanitation), 7 (affordable and clean energy), 10 (reduced inequalities), 11 (sustainable cities and communities), 12 (responsible consumption and production), 13 (climate action), 15 (life on land), and 16 (peace, justice, and strong institutions), where India has scored between 65 and 99.
- Two goals - 2 (zero hunger) and 5 (gender equality) demand special attention, as the overall country score is below 50.
- The SDG India Index 3.0 score for the States ranges between 52 and 75; for the UTs it belongs to the 62 to 79 band.



Further, the focus of SDGs on equality, inclusion, justice and the core principle of “Leave No One Behind” makes the participation and contribution of States in the pursuit of SDGs an imperative. The States of India reflect the enormous geographic and demographic diversity as well as socio-economic disparities.

4.4 Progress in Selected SDGs



Goal 1 – No Poverty - To measure India’s performance towards the Goal of No Poverty, the use of the Multi-dimensional Poverty Index has been made along with other indicators such as Bank linkages to SHGs and coverage of social security pensions. SDG Index Score for Goal 1 ranges between 32 and 86 for States and between 61 and 81 for UTs.

Goal 2 – Zero Hunger - The SDGs aim is to end all forms of hunger and malnutrition by 2030, making sure all people -especially children - have sufficient and nutritious food all year. SDG Index Score for Goal 2 ranges between 19 and 80 for States and between 27 and 97 for UTs. It covers the impact of multiple initiatives that have been taken by the Government to ensure food for all through the largest food security programs in the world, the National Food Security Act, 2013, focus at - doubling agricultural productivity, Net Area under organic farming maintaining genetic diversity of seeds, plants and farmed animals, and strengthening capacity for climate change adaptive agriculture.



Goal 3- Good Health and Well Being - The Government Policies on health sector aim to provide accessible universal health services at affordable prices. In this direction, the National Health Policy, the world’s largest health protection programme - Ayushman Bharat Yojana, have been instrumental in achieving significant progress in this area. Rigorous intervention has helped in reduction of maternal (from 130 in 2014-16 per 1 lakh live birth to 113 in 2016-18) and neonatal mortality as well as under-five mortality (From 43 in 2015 to 36 in 2018 per 1000 live birth). Significant fall in cases of Malaria, Tuberculosis noticed. Goal 3 Index Score SDG Index Score for Goal 3 ranges between 59 and 86 for States and between 68 and 90 for UTs.



Goal 4 – Quality Education - India has made significant progress in improving school infrastructure, increasing enrolment of students and improving the level of gender parity. The Right to Education (RTE) Act makes education a fundamental right of every child between the ages of 6 and 14 years and ensures free and compulsory education. Achieving inclusive and quality education for all, equal access to affordable vocational training, to eliminate gender and wealth disparities, and achieve universal access to a quality higher education. Additionally, it emphasizes on lifelong learning opportunities, so as to achieve substantial adult literacy and numeracy, and on building and upgrading existing education facilities that are child, disability and gender. Goal 4 Index Score SDG Index Score for Goal 4 ranges between 29 and 80 for States and between 49 and 79 for UTs.






Goal 5 – Gender Equality - Ending all discrimination against women and girls is a basic human right and is a prerequisite for sustainable development. Goal 5 calls for ending all forms of violence, trafficking and sexual exploitation of women and girls. Recognizing and valuing unpaid care and domestic work is a key component of this goal. Goal 5 Index Score SDG Index Score for Goal 5 ranges between 25 and 64 for States and between 33 and 68 for UTs. Government has initiated several social protection and financial inclusion programs focusing on women. Such type of initiatives has increased women participation and helped in moving towards gender equality empowerment of women and girls. More and more women are participating in the political process and taking leadership roles mainly in PRIs. In this context, it has to be mentioned that more than 20 States have ensured 50 percent reservation for women candidates as Elected Representatives in the Panchayati Raj Institutions. More and more women members are mobilised in SHGs than before.

Goal 6 – Clean water and Sanitation - Goal 6 has the highest number of Front Runners with 25 States in this category. Goal 6 calls for access to safe and affordable drinking water, sanitation facilities, and hygiene for all by 2030. Water resources are also critical for agriculture and industrial use, and therefore protecting and restoring water-related ecosystems is covered. The goal is aimed at -improving water quality by reducing pollution, substantially increasing water-use efficiency across all sectors, and strengthening the participation of local communities in improving water and sanitation management. Goal 6 Index Score SDG Index Score for Goal 6 ranges between 54 and 100 for States and between 61 and 100 for UTs. There is still the gap to become Achievers.



Goal 7 – Clean and affordable Energy - SDG Index Score for Goal 7 ranges between 50 and 100 for States and between 71 and 100 for UTs. Energy security is a prerequisite for socio-economic development. Access to energy enables people to augment their income and productivity, enhance access to healthcare, water and education, and improve their overall well-being. Goal 7 is aimed at ensuring universal access to affordable, reliable and efficient energy services by 2030.

Goal 8 - Decent Work and Economic Growth - Promote sustained, inclusive and sustainable economic growth, full and productive employment and decent work for all. Goal 8 Index Score SDG Index Score for Goal 8 ranges between 36 and 78 for States and between 47 and 70 for UTs.



Goal 10 Reduced Inequalities - The Goal calls for progressively reducing not only income inequalities but also ensuring access to equal opportunities and promoting social, economic and political inclusion of all, irrespective of age, sex, disability, race, ethnicity, origin, religion or economic or any other status relevant within a society. Goal 10 Index Score SDG Index Score for Goal 10 ranges between 41 and 88 for States and between 62 and 100 for UTs.



Goal 13 Climate Action - Take urgent action to combat climate change and its impact. To minimize the human impact of geophysical disasters, the Goal calls for strengthening resilience and adaptive capacity, including human and institutional capacity on mitigation, adaptation, and early warning. It seeks to promote the use of clean and modern source of energy, advocating for behavioural change for sustainable use of resources, amongst others. SDG Index Score for Goal 13 ranges between 16 and 70 for States and between 18 and 77 for UTs.



Goal 14 Life Below Water - Conserve and sustainably use the oceans, seas and marine resources for sustainable development. This goal has some of the Targets to be achieved by 2020 due to the fact that the world's oceans - their temperature, chemistry, currents and life, drive global systems that make the earth habitable for humankind. SDG Index Score for Goal 14 ranges between 11 and 82 for the nine coastal States.

Goal 15 Life on Land - Protect, restore and promote sustainable use of terrestrial ecosystems, sustainably manage forests, combat desertification, and halt and reverse land degradation and halt biodiversity loss - SDG Index Score for Goal 15 ranges between 43 and 93 for States and between 27 and 85 for UTs.



Goal 16 Peace, Justice and Strong Institutions - Promote peaceful and inclusive societies for sustainable development, provide access to justice for all and build effective, accountable and inclusive institutions at all levels. Goal 16 also focuses on ending abuse, exploitation, trafficking, corruption and bribery, and in the development of accountable and transparent institutions. SDG Index Score for Goal 16 ranges between 59 and 86 for States and between 46 and 86 for UTs.

There are quite a few initiatives of the Government of India in promoting peace, justice and building strong institutions such as – the Rashtriya Gram Swaraj Abhiyan, Panchayat Yuva Krida Aur Khel Abhiyan, Digital India, Digital India Land Record Modernization programme, the PRAGATI platform (Public Grievance Redressal System), Right to Information Act and others.

The SDG India Index shows wide disparities across States and disparities in target achievements as seen through the indicators. Many States have existing schemes that have had impact on the outcomes as seen through the indicators. States have also started looking at policy, planning and implementation especially around the indicators that show low performance. States have evolved State Indicator Framework guided by NITI Aayog and Mops. Some States have also evolved District Indicator Framework and few also the Block Indicator Framework. Many States have brought out the Vision Document on SDGs for the State, Annual Status Report, and are preparing a variety of documents across goals, departments and issues.



The commitment of the Government of India to achieving the Sustainable Development Goals can be realised if actions at the national level are complimented by such and more initiatives of the State governments and the Union Territories (UTs) given its federal governance structure where most of the functions that have a bearing on SDGs fall within the purview of the sub-national / state governments.

The SDGII shows the disparities and reiterates the importance of localised approaches. Further, the focus of SDGs on equality, inclusion, justice and the core principle of “Leave No One Behind” makes the participation and contribution of States and sub-state level units, institutions and all stakeholders in the pursuit of SDGs an imperative, so as to reflect the enormous geographic and demographic diversity as well as socio-economic disparities.

Such disparities call for planning, budgeting, implementing and monitoring of development programmes at the sub-State level taking into account diverse economic, social and environmental factors. While the SDGs are global, their achievement will depend on the ability to make them a reality in constituent States, cities, districts and villages. Localisation of SDGs is essential for achievement of SDGs.



Chapter 5: Present Status of Localization of SDGs in PRIs

5.1 Initiatives by Ministry of Panchayati Raj, Government of India

The Ministry of Panchayati Raj has not been identified as Nodal Ministry for any SDG goal however most of the Central/ State Government schemes which seek to achieve the SDG goals are being implemented through Gram Panchayats, the MoPR has been designated as an associated Ministry of the concerned Nodal Ministry in respect to those schemes. Therefore, MoPR has been taking action in respect of those identified SDGs through Gram Panchayat Development Plan (GPDP) involving participatory planning by converging various schemes to achieve the respective SDGs in association with these Nodal Ministries. The objective of GPDP process is to fulfil the Constitutional mandate of Gram Panchayats i.e., to achieve economic development and secure social justice at the grassroots level. This has also been necessitated in the context of larger devolution of funds under the Finance Commission to Gram Panchayats. Following initiatives have been taken by MoPR in realizing the SDGs:

- Prepared a draft vision document and identified 9 SDGs viz (1) End poverty (2) End hunger (3) Health (4) Inclusive and Equitable Quality Education (5) Gender equality and Women Empowerment (6) Water and Sanitation (7) Clean energy (8) Sustainable Economic Growth and Productive Employment (15) Sustainable Protection, Restoration and Promotion and Promotion of Sustainable use of Terrestrial Eco-System wherein Panchayati Raj Institutions (PRIs) can play important role in achieving the identified targets.
- A **one-day National Consultation** was organised on 3rd October 2016 at Vigyan Bhawan to understand SDG related targets of Central Schemes and the role PRIs which can play in the attainment of such identified targets. This consultation was the first step towards creation of enabling milieu for PRIs towards achieving SDGs and also fulfilling their constitutional mandate.
- A **five days' write-shop** was organized from 16th – 18th December 2015 at Kerala Institute of Local Administration (KILA) Trissur, to facilitate states to chalk out a plan of convergent approach to attain SDGs with Panchayats as the focal point of intervention. State roadmaps were prepared on the role of PRIs towards achievement of SDGs. A draft framework on role of Gram Panchayats in attainment of SDGs was developed and shared with the States during this workshop
- **Themes** of child development, drinking water, sanitation, and animal husbandry have been suitably incorporated in the training modules and shared with the State Governments.
- The **restructured scheme of RGSA has been launched by Hon'ble PM on 24th April 2018** with the primary objective of developing the Governance capabilities of PRIs through various capacity building and training interventions for achievement of SDGs through PRIs.
- **Draft VISION document** has been developed by the Ministry incorporating different aspects relating to ensuring all the services to be provided by Gram Panchayats in the rural areas. In this respect, annual targets have been placed for achieving the development on different dimensions in rural areas. These include:
 - i. Developing GPDPs by Gram Panchayats for making holistic and integrated plans covering all the 29 sectors
 - ii. Capacity building of Ward members at Agent of Change and sector enablers
 - iii. Provision of digital literacy to all PRI elected representatives



- iv. Digitalisation of all applications related to services provided by Gram Panchayats
 - v. Leveraging the expertise of CSC in bringing out smart corners in rural areas
 - vi. To transform Panchayat Bhawans as Nodal Centres for information as well as for provision of e-delivery of online services at GP level
 - vii. Catalyzing towards change for provision of basic services out of Finance Commission Grants through convergence mode (street lights, Panchayat roads, drinking water, drains and sanitation and others)
- A National Consultation was organised on ‘**Transforming the Panchayat Ward Members as Sector Enablers**’ on 28th February 2020 in New Delhi where Senior Officers from Panchayat Raj Department and faculty from State Institutes of Rural Development (SIRDs) attended to deliberate on the above issues and to chalk out a well-structured strategy/action plan.
 - **The Model GP Cluster project** envisaged by NIRD&PR with the support of MoPR is aimed at creating 252 models in selected Gram Panchayats in every district covering 31 states/ UTs in the country. The project aims to achieve holistic sustainable human development by strengthening institutional capacities of Gram Panchayats. So, that through the process of GPDP preparation, Gram Panchayats aims to achieve the Constitutional mandate of ensuring economic development and securing social justice at the grassroots level.

The GPDP process involves situation analysis, evidence-based planning through use of Panchayat Decision Support System (PDSS) in eGramSwaraj Portal to address the Mission Antyodaya gaps and setting local development goals in tune with the SDGs. And ensure such steps and stages are followed; the formation of Gram Panchayat Planning Facilitator Team (GPPFT) is being formed to assist the preparation of GPDP and convergence of Village Poverty Reduction Plan prepared by SHGs. To ensure the active community participatory planning, Peoples’ Plan Campaign (PPC) is launched every year to motivate people to participate in the GPDP process.

At Gram Panchayat level various institutions like Health & Wellness Centres / PHCs, ICDS Centres, Schools, SHGs, local committees on different social, human and environmental issues, CBOs/NGOs, etc are taking (some) part in planning process. These institutions are actively involved in situation analysis, and setting local development goals in tune with the SDGs. Their roles & responsibilities should be enhanced for effective implementation of the planning process. Local Committees working on various sectors are (expected to be) active members of the main taskforce of the planning process at the Gram Panchayat which reflects the integration of the plan from different line departments. Participation of youth and children in various ways, in designed programmes or plans of the GPs, will be raising community participation

5.2 Mapping Roles, Institutions, Convergence and States’ Roles

Different mechanisms are adopted by the States with respect to involvement of the line departments/ local committees / standing committees of PRIs in the preparation of GPDP based on the philosophy on role of PRIs and extent of devolution.

- i. On involvement of local committees in West Bengal, the state has ensured the convergence of sub-committees / standing committees in preparation of the GPDP/ BPDP/ DPDP. These committees are comprised of elected representatives and functionaries of the Panchayats and officials of the line departments operating at Panchayat level & the representatives of SHGs. Panchayat Development Plan are prepared based on the inputs received from sub-committees and standing committees to reflect the comprehensive and holistic development plan. Officials



of the line departments are the members the Gram Panchayat Planning Facilitation Team (GPPFT) who are the main workforce in the process of GPDP preparation. Apart from these, members of local committees like VHSNC, VLCPC and SMC are also part of the GPPFT and they give their valuable inputs in different sectors while preparation of panchayat development plans.

- ii. In Kerala, State / District level officials are deputed to rural areas to work with Gram Panchayats. These officials become integral part of the Panchayats and represent in the Standing Committees as conveners of those Committees. In the local planning, all such Committees take part in GPDP preparation.

PRI-SHG - The convergence PRI-SHG collectives for participatory planning has assumed significance during the last several years with the preparation of GPDPs laying emphasis on community participation through SHGs. This has resulted in increased participation of SHGs in the development activities of the Gram Panchayats and in turn Panchayats providing support to the activities of SHGs. Thus, this has emerged as an ideal collaboration and cooperation between the Gram Panchayats and SHGs collectives which is of mutual benefit to them. The convergence model has also resulted in increased transparency in the functioning of decentralized systems across the country and there is growing need as also demand for strengthening the initiative. Under the scheme of RGSA, great emphasis is placed for capacity building for SHG – PRI Convergence.

Tie-Ups with Other Institutions - As Panchayats are mini-governments, training of Panchayats requires sectoral convergence. Ensuring quality in sectoral trainings requires collaboration with practitioners and resource institutions working in that sector covering Trainers, Institutions, Trainees, Programs, Best practices, Monitoring and Review. NIRDPR & SIRDs have collaborated with other institutions with domain expertise, educational institutions, universities; tied up with organizations such as UNICEF for sharing of expertise and infrastructure facilities, thereby augmenting the CB & training resources.

Joint inter-ministry communications to states, have also brought in convergence of efforts towards better planning and execution at Gram Panchayat level.

5.3 Capacity Building and Training activities

The Ministry of Panchayati Raj (MoPR), in association with NIRD&PR/SIRD&PRs/Training Institutes has been working for CB&T of elected representatives and functionaries of Panchayati Raj Institutions across the States in a comprehensive manner. Capacity development of Elected Representatives and functionaries of Panchayats encompass various aspects of planning and managing wide range of programmes for economic development and social justice to public service delivery.

In this context, MoPR is implementing the restructured scheme of Rashtriya Gram Swaraj Abhiyan from 2018 to develop governance capabilities of PRIs to deliver on the Sustainable Development Goals (SDGs) through leveraging technology for greater outreach among the large number of ERs and other Stakeholders. It also intends to enhance capabilities of Panchayats for inclusive local governance with focus on optimum utilization of available resources, raising their own resources and convergence with other schemes to improve performance of PRIs in addressing subjects of national importance like primary health and immunization, nutrition, education, sanitation, water



conservation etc. Till now 1.10 Cr elected representatives and other have been trained under the scheme.

Broad Intervention Area in CB&T under RGSA

- Capacity building of PRIs following phased saturation approach with focus on newly elected representatives and functionaries of PRIs. Priority will be on Mission Antyodaya GPs and Aspirational Districts
- Orientation training of newly elected PRI Elected Representatives (ERs) within 6 months of their election, followed by refresher courses within two years.
- PRI-SHG convergence to ensure transparency, accountability and community ownership of public programs.
- Use of virtual classrooms, social media and smartphones for greater outreach
- Trainings on subjects of national importance viz health and immunization, nutrition, education & sanitation. Also planning, OSR, Women empowerment etc
- Exposure visits for PRIs for cross learning experience
- Facilitate convergence with schemes of other Ministries and States to optimize convergence and utilization of available resources for strengthening PRIs.
- Collaboration with academic institutions and civil society organizations/NGOs for preparation of Gram Panchayat Development Plans (GPDs)
- Setting-up of Peer Learning Centres (PLCs) across the country as immersion sites for exposure visits.

In this regard, the scheme of RGSA, inter-alia envisions developing governance capabilities of PRIs to deliver on the SDGs. This is due to the fact that key development challenges faced by the country viz. poverty, public health, nutrition, education, gender, sanitation and drinking water, livelihood generation are in sync with SDGs and fall in the realm of Panchayats. Thus, Panchayats are a key player for implementation of SDGs. Therefore, States have been asked by MoPR to focus priority development areas of SDGs to be undertaken by Panchayats and funds have been provided for Capacity Building and Training of ERs and other stakeholders of Panchayats for the same. It is endeavoured to accord priority for CB&T for all ward members for developing them as Sector Enablers with a clear role and thus greater influence to transform them into agents of change.

5.4 Current System of Incentivizing Performance of PRIs

Under the current system, incentivizing Panchayati Raj Institutions (PRIs) has been an ongoing activity under the Ministry of Panchayati Raj to recognize those PRIs that perform their role optimally

Best performing Panchayats at all three levels as well as best performing elected Village Councils (VCs) and District Councils (DCs) of the North East (NE) are identified in a systematic manner and incentivized. The nominations for awards are invited online as per the timelines fixed by Ministry of Panchayati Raj (MoPR). The awards are given annually on 24th April, celebrated as National Panchayati Raj Day (NPRD) to commemorate 73rd Constitution Amendment Act, 1992 which came into force with effect from 24th April, 1993.

5.4.1 Categories of Awards

5.4.1.1 Deen Dayal Upadhyay Panchayat Sashaktikaran Puraskar (DDUPSP)



DDUPSP is given to all three levels of Panchayats (District/Intermediate/Gram) for general and nine thematic categories of–Sanitation, Civic Services (drinking water, street light and infrastructure); Natural Resource Management; Serving marginalized section (women, SC/ST, disabled, senior citizens); Social Sector Performance; Disaster Management; CBOs/ Individuals taking voluntary actions to support Gram Panchayats; Innovation in revenue generation and e-Governance

There is no monetary component in the DDUPSP award. At least one-third of the total DDUPSP awards are proposed in the categories of thematic awards.

5.4.1.2 Nanaji Deshmukh Rashtriya Gaurav Gram Sabha Puraskar (NDRGGSP)

NDRGGSP has been instituted by Government of India (GOI) in the year 2010 to strengthen the institution of Gram Sabha in terms of decision making and auditing.

One NDRGGSP award for the best GP/VC in each State/UT and prize money will be Rs. 10 Lakh (Rs. Ten Lakh only) initially

5.4.1.3 Gram Panchayat Development Plan Award (GPDP)

This award is conferred to best performing Gram Panchayats (GPs) across the country which have developed their GPDPs according to the State/UT specific guidelines prepared in line with the model guidelines issued by Ministry of Panchayati Raj.

GPDP Award is conferred to one GP/VC in each State/UT across the country

5.4.1.4 Child-friendly Gram Panchayat Award

This award was introduced during the year 2019 for best performing GPs for adopting child-friendly practices keeping in view that the basic component of social development is creating a conducive atmosphere for the healthy growth and development of children. This award is given to one GP/ VC in each State/UT with an award money of Rs.5 lakhs each.

5.5 Need for Localization of SDGs in PRIs context

With its emphasis on poverty eradication, food security, health, education, gender equality, access to water and sanitation and employment, SDGs necessarily remain connected to integral goals of rural development. Considering the importance of rural development in achieving SDGs by 2030, it is appropriate to highlight that Panchayati Raj Institutions (PRIs) with their emphasis on inclusive development, ensuring social justice and deepening democracy will have to play a significant role in realising the SDGs. Further, many of the SDGs targets are within the purview of the 29 subjects devolved to the Panchayats under the Eleventh Schedule. Besides, the Gram Panchayat Development Plan (GPDP) makes necessary institutional arrangements for planning inclusive development of Panchayats to achieve the SDGs. Integrating the GPDP with the SDGs will provide opportunity in achieving the goals which are directly or indirectly linked to Panchayats. Promoting greater understanding about the SDGs among the Master Resource Persons and Panchayat Functionaries will help the Panchayats to link planning with the measurable targets to achieve holistic development. As regards to the PRIs, India has a tradition of strong local governments. PRIs in rural areas are provided with substantial financial devolution under the award of the Central Finance Commissions. The Ministry of Panchayati Raj is supporting village-level PRIs in planning and implementing development initiatives in their respective areas. The national development



agenda covering the SDG framework guides the capacity building of the PRIs as well as the actual planning process to achieve the objectives of SDGs. PRIs are an integral part of the post-2015 development framework process in terms of the framing and implementation of the SDGs. Role of PRIs is vital and key requirement to localizing SDGs in India. There has to be clear acknowledgement and definition of the role of local government, which needs to be emphasized with a focus on the following:

- Strong intergovernmental relations between the central, provincial/state and local governments, and clarity of rules for and functions of even the national ministries, such as water, health, and education, is imperative for the successful localisation of the SDGs.
- Development at the local level can be supported by strong public-private partnerships. Critical to the process is enabling legislation and local accountability mechanisms for effective implementation.
- In collaboration with the national government and other key local stakeholders, local government can appropriately manage responses to challenges and work jointly with other levels of government and stakeholders to enhance the resilience at the local level.
- Local government associations are critical in providing a platform for local and intergovernmental relations, as well as critical capacity-building activities of good practice and training. This role should be supported and strengthened to facilitate localisation of the SDGs.
- There should be a concerted effort to enhance the quality of local human resources, political leadership, management and technical capacities of local government to mobilise local resources, deliver services and engage citizens in planning and decision-making, with a focus on the most excluded.
- Strategic planning at the local level promotes key critical areas, social, economic and environmental, which are in fact the three dimensions of development. Integrated and inclusive local development planning involves all the key role players and stakeholders and is an important instrument in promoting ownership and facilitating sustainable development and ultimately enhancing service delivery at the local level.
- It has been pointed out that public investments and national planning should play a pivotal role in contributing to the localising of the development agenda.

In this context, PRIs are expected to develop positive linkages and, more importantly, ensure the required alignment with national policies and develop strategies to ensure a greater response to local needs and demands. There has to be a well-structured and coordinated public governance system to ensure that the SDGs are attainable and achievable particularly in developing countries.

(The credit for this Chapter is to Ms. Rekha Yadav, Joint Secretary, MoPR under whose guidance and direction it has been prepared.)



Chapter 6: Factors for Slow Progress of integration of SDGs in GPDPs

Devolution of powers to Gram Panchayats (GP) of enabling them to function as institutions of self-government with respect to the preparation of plans covering the 29 subjects for economic development and social justice as well as to implement schemes, remains an issue to varying degrees in different States.

Empowerment of Gram Panchayats took a new phase with the launch of the Mahatma Gandhi National Rural Employment Guarantee Scheme (MGNREGS) in 2006 that provided Panchayats to prepare plans as well as implement those plans and monitor progress in generating alternative source of income to workers in rural areas, with asset creation.

The landmark came after the XIV Finance Commission (FFC) in 2015, awarded a grant of over ₹2,00,000 Crores to be devolved to Panchayats over a five-year period that mandated preparation of integrated development plans by Gram Panchayats for utilization of the funds. Thereafter, the Ministry of Panchayati Raj in 2015 has made preparation of Gram Panchayat Development Plan (GPDP) as mandatory activity by Gram Panchayats (GPs).

To facilitate the task for formulating GPDPs, the Ministry of Panchayati Raj had framed Model GPDP Guidelines 2015, and based upon these Model Guidelines, the States made their own State-specific GPDP guidelines as per their needs and acts. The GPDP Guidelines were revised in 2018. The GPs have been accordingly preparing GPDPs since the past few years.

Gram Panchayat Development Plans and SDGs

Gram Panchayat Development Plan is envisaged to be a transparent plan prepared in a participatory manner to achieve inclusive growth through making significant impact in poverty reduction, creating better opportunities, basic services, health, sanitation, women and child development etc – as a common citizen vision. This inclusive process anchored by the GPs is to result in identification & prioritization of issues perceived by the local community, ideation of context specific solutions, and better utilization of funds received from various sources through convergent action.

Preparation of GPDP was introduced in 2015-16, before the SDGs were adopted. SDGs were adopted on September 2015 by World leaders and came into force on 1st January 2016. Global Indicators were adopted in July 2017; National Indicators (Baseline Report 2015-16) in June 2019 was brought out by NITI Aayog along with MoSPI. Albeit that MoPR has taken the initiative to sensitise PRIs and in particular Gram Panchayats with preparation of a very good Trainer Handbook for SDGs & Gram Panchayats in 2017. The GPDP is also to address the attainment of the SDGs (GPDP Revised Guidelines 2018). These Guidelines had been prepared with wide consultations, including Ministries and States. In this context, some of the major factors for slow progress of integrating SDGs in GPDP are as follows:

1) Initiating action for integrating SDGs in GPDP yet to be done

GPDP is primarily driven by MoPR and MoRD (in Centre) and Department of RD&PR (in States). Possible moves to integrate SDGs in GPDP –

- i. MoPR could initiate for changes to MA indicators, and enable through PPC, GPDP framework and CB&T
- ii. MoRD could align MA indicators to SDG indicators (NIF)
- iii. State Departments of RD&PR could do it at State level



- iv. i and ii are yet to happen. iii. is limited to States of West Bengal, Odisha, Uttarakhand and Kerala

2) Gap in Guidelines of GPDP on SDGs

The GPDP guidelines provide the directions to be followed for 29 subjects and that the GPDP should be prepared to achieve SDGs. Goals have been mentioned for GPDP in Guidelines for GPDP (Annexure XVIII) connected to SDG. Malnutrition free GP, Destitute free GP, Open Defecation free GP, Safe Drinking water to all households, 100% enrolment in schools etc. The need to develop a localized indicator framework for SDGs as applicable to Gram Panchayats has been clearly mentioned.

Scheme implementation by various line Departments in Panchayats and by Panchayats has resulted in progress which is connected to the SDGs; Health, Education, Gender equality (Women empowerment), Water & sanitation etc., These are complemented by the schemes implemented by Panchayats. eg: SBM, PMAY, MGNREGS etc. These too have been addressing goals of SDGs. Hence, while the on-field results are in various aspects connected to SDGs, the looking at all SDGs and working on GPDP in that perspective has not been brought into design of GPDP. In the various guidelines (Manual) for preparation of GPDP brought out by MoPR, SDG has been taken as a separate focus area and not as an umbrella under which all aspects fall.

3) GPDP guidelines preparation, focus and practice not correlated to SDGs

SDGs has been stated as a separate focus area of GPDP while also stating basic services, economic development and poverty reduction, public service delivery, child protection and development. A quick glance at GPDPs across States has shown that major focus sectors are Roads, Sanitation, Water, Buildings and Electrification, MGNREGS plan for the village. These cover SDGs.

But also happening is NRLM, (SDG 5 Gender equality) Agriculture, Fisheries, Education, Health and a host of other sectoral activities connected to various SDGs through Departments. but not through the Panchayats. But these do not get reflected in the GPDP, nor are planned and implemented based on SDGs.

GPDP preparation, focus and basis not being on SDGs, integration in specific terms of SDGs naturally cannot be found in GPDP. Though getting covered as a natural outcome of the scheme, what is left out is not known or addressed, as GPDP focus is not on SDGs.

There have however been exceptions to this, by bringing SDGs into focus in preparing GPDP - West Bengal, Odisha, Kerala, Karnataka, Uttarakhand.

Most of the concentration in GPDPs has been naturally as seen in the understanding of development in context of those who prepare the plan, firstly, on what is in the control of Gram Panchayats, secondly, what is visible, thirdly, what is driven by schemes.

4) Gap of Guidelines stated intent to implementation mechanism in RGSA

The existing Framework for implementation RGSA mentions –

The Union Budget 2016-17 announced the Rashtriya Gram Swaraj Abhiyan (RGSA) for building capabilities of Panchayati Raj Institutions to deliver on SDGs. Key local development challenges faced by the country viz. poverty, public health, nutrition, education, gender, sanitation, drinking water, livelihood generation etc are in sync with SDGs and fall within the realm of Panchayats. The Panchayats have therefore been designated as a key player for implementation of the United Nations SDGs to be achieved by 2030.



Objectives of RGSA - Develop governance capabilities of PRIs to deliver on the SDGs.

Expected outcomes of RGSA - Enhanced capabilities of Panchayats for good governance and attainment of SDGs.

GPDP & Panchayats

The focus should be on local perception of needs and priority linked with SDGs, local analysis of problems, solutions and resources, and aligned with a collective local vision.

Once converged with MGNREGS, SFC trainers, Own Sources Revenues (OSR) and flows from other State and centrally sponsored schemes it creates a significant resource base for Gram Panchayats for convergent planning, contributing to realization of SDGs and re-inventing their leadership role in local development.

SDGs have been given prime importance in the existing guidelines of RGSA.

Ensuring & supporting these objectives and incorporating the SDGs into GPDP explicitly, misses the target.

- *Conditions to be met for accessing funds under RGSA* - has no mention of SDGs.
- *NPMU, Advisory Committee, Incentivisation etc.*- cover all required and highly necessary areas, but have left out SDGs.
- Capacity building plans and programmes approved and their correlation to achieving SDGs does not appear to have been linked.

5) Inadequate Capacity Building mechanism for ERs and other Stakeholders on SDG integration in GPDP

- The Trainer Handbook (2017) is simple, easily understandable and presents SDGs 1-7 on how these can be worked on by Gram Panchayats, that it should plan action on it and implement the plans. In some goals, SDG 1 No poverty & SDG 7 Affordable and Clean Energy, it also mentions that the plan is to be included in the GPDP. It is mentioned in the context of an example to address one of the targets under the Goal. It has been used in States and translated to local language, ToT conducted for 3 days and half a day to 1 day training conducted for Panchayats using this handbook, only once. This hardly does justice to SDGs and Capacity Building for it.
- Development of Capacity Building & Training for creating awareness on SDGs amongst all stakeholders at all levels has itself been low.
- Capacity Building Programmes have not in most states been conducted for other stakeholders on relevance of SDGs or their roles etc., in that, in context of PRIs, with focus on GPDP.
- Presently Elected Representatives and other Stakeholders in Panchayats are provided very limited training on general awareness on SDGs. However, customized training sessions on effective integration of SDGs and learning on corresponding cross cutting themes are not adequately prepared and presented during the training sessions.
- Capacity Building & Training to enable Panchayats to work their GPDP to achieve SDGs within the effective use of existing schemes and link to SDGs, targets or at least broad goals of No Poverty, Zero Hunger etc. has not been furthered.



- Lack of availability of theme-based training Modules/Materials on SDG integration in GPDP for all stakeholders including ERs, Panchayat functionaries, CBOs viz. VHSNCs, VECs, SHGs, NGOs at the panchayat level is also one of the major factors
- GPDP facilitation Team training also mentions SDGs. The Training is not grounded on SDGs. Further the process of preparation of GPDP through the Facilitation Team is not set on the framework of SDGs.
- In the context of Schemes working through Scheme Committees at Panchayat level, Capacity building for the GP as well as the Scheme Committee of which the Panchayat President or Ward Member is the Head, or Member, has clearly not conveyed the guidelines properly, either from the Department responsible for the Scheme, or the GPDP training given under MoPR CB&T in States.
- IEC on SDGs for community has been non-existent.

6) Low level of awareness on planning, implementation & monitoring of SDGs at local level

- Consequently, the level of awareness among rural communities about SDG development planning is comparatively low and there is lack of coherence with regard to planning related to SDGs and development initiatives thereto at the local levels.

7) Lack of organic link and convergence with Line Ministries/Department's schemes in GPDP

- The guidelines of all the centrally sponsored schemes which are implemented at the Panchayat level such as MGNREGA, NRLM, SBM, Jal Jeevan Mission, ICDS etc., clearly insist on preparation of plans at the GP level. However, they are not all through the Panchayat, but the Scheme Committees, and picked up vertically by the Department and not feeding into the GPDP, even if stated in the Guidelines of the Scheme.
- There is no mechanism operating to ensure that the guidelines are followed, where it states that the Annual Plan of the Scheme prepared at GP level by the Committee is to feed into the GPDP.
- Different Line Ministries/departments implement developmental programmes at GP level, but they work in isolation. This creates lack of convergence at the local level and lack of interest in those areas for the Panchayat in the preparation of the GPDP.
- Due to lack of mapping with other agencies at the local level, the role and function of different stakeholders are not clear.
- Addressing many SDGs and corresponding targets in infrastructural, and especially in the social and environmental sectors requires effective convergence in implementation of such schemes at the ground level

8) Limited focus on localisation of SDGs up to District level

- MoSPI had asked states to bring out State Indicator Framework (SIF) on the lines of NIF as applicable. NITI Aayog has been supporting the states/UTs in developing indicator framework for better monitoring of SDG localisation upto district level. NITI Aayog and MoSPI are yet to spell out what are the indicators or framework of SDGs for Gram Panchayats.
- Thus far, the efforts to localize the SDGs by the States have been at the State and up to district level, and to localize them at the Panchayat level needs a policy level decision. (With exceptions of West Bengal, Kerala, Odisha, Uttarakhand)



9) Non- availability of measurable Local level indicators and inadequate data source

- One of the critical challenges in integration of SDGs in GPDP is to identify and finalise the local level indicators at GP level.
- Gram Panchayats are formulating GPDPs based on MA gap analysis and data collected through other primary and secondary sources. Indicators are covering mostly infrastructure, while also a couple on social and economic development aspects. The parameters in MA survey are not exclusive in context of SDGs and corresponding targets and indicators. Therefore, during situation analysis for GPDP, GPs are not getting the comprehensive view of actual situation of the village area and progress on integration of the spectrum of SDGs indicators applicable to Gram Panchayats (IP & DP also) cannot be expected.
- Non-availability of appropriate information based on relevant indicators and disaggregated data to track and monitor the localisation of SDGs at the panchayat level

10) Inadequate monitoring mechanism

- What gets monitored, gets attention. GPDP preparation, conduct of PPC, expenditure and man-days of work under MGNREGS, quantitative progress of Capacity Building & Training Programmes etc.
- GPDP preparation is monitored, GPDP outcomes are not yet systemically seen.
- Inappropriate monitoring mechanism, evaluation on SDG localisation at the local level are critical elements for the unsuccessful integration of the SDGs in GPDP
- Presently at the Central level, MoPR, and in most of the States' PR departments are not maintaining any SDG related dashboard to track the progress of achievement of SDGs at Panchayat level.
- The Central and State guidelines are also opaque on localising SDG for effective monitoring and impact assessment

11) Lack of Incentivization

- Ministry of Panchayati Raj every year Incentivize the Panchayats through awards on different categories. However, no such exclusive award is given on achieving SDGs at the local level by the Ministry or by the States to encourage Panchayats for better integration at local level
- Documentation of best practices / success stories in integration of SDGs and GPDP are not collected or properly maintained by the MoPR/NIRD/SIRDs/States.
- Panchayats are also not encouraged to showcase innovative approaches and methodologies in localizing actions for sustainable development goals through GPDP

12) Lack of co-ordination between Nodal Agency and PR Departments in implementing SDGs

At the Central level, the NITI Aayog has been assigned the role of overseeing the implementation of SDGs in the country. The Ministry of Statistics and Programme Implementation (MoSPI) is accountable for the development of baseline data on the National Indicator Framework. NITI Aayog works closely with MoSPI, all central ministries, state/union territory (UT) governments.

Most of the states/UTs have designated their planning department as the nodal agency for coordinating SDG efforts. Some states/UTs have created dedicated cells/units within or outside of their planning department to be responsible for the SDGs.



Panchayati Raj departments are nodal for coordination in preparation and implementation of GPDP in most of the States. For localisation of SDGs at the Panchayat level in rural areas, Departments of Panchayati Raj plays a key role in all the States.

Nodal department responsible for SDG coordination is dependent on Panchayati Raj Departments in integration of SDGs in GPDP. The PR Departments are yet to take the initiative or respond to the Nodal department.

The following part of this Report addresses all these aspects so as to create an enabling environment for Panchayati Raj Institutions (PRIs) to capture the essence of localization of SDGs relevant, and along with effective integration in Gram Panchayat Development Plans, achieve the SDGs in a focussed manner.



Chapter 7: Localization of SDGs and Expert Group Recommendations



Chapter 7.1: Identifying Thematic Areas, Targets and Broad Indicators for the PRIs

The progress towards the SDGs is majorly driven by the policies, schemes, programmes, campaigns of the governments and private sector, and public action, to an extent. It is imperative to put in place a monitoring mechanism with defined indicators, targets, and milestones to track and monitor the direction and pace of progress. SDG India Index 2.0 NITI Aayog

A robust follow-up and review mechanism for the implementation of the 2030 Agenda for Sustainable Development requires a solid framework of indicators and statistical data to monitor progress, inform policy and ensure accountability of all stakeholders. Indicators will be the backbone of monitoring progress towards the SDGs. A sound indicator framework is a management tool to help not only countries and the global community, but also sub-national and local levels develop implementation strategies and allocate resources accordingly. They will also serve as a report card to measure their progress towards sustainable development and help achieving the SDGs.

The 17 SDGs with 169 global targets and a set of 231 distinct global indicators have been identified by the United Nations for monitoring the progress of SDGs and associated targets. At country level, for the 169 adopted National Targets, 306 indicators were identified as per the National Indicator Framework (NIF) and the NIF is the backbone of monitoring of SDGs at the national level and will give appropriate direction to the policy makers and the implementers of various schemes and programmes.

In line with the NIF, States have prepared the State Indicator Framework (SIF) bringing into it additionally, the Targets and Indicators that have particular significance for the States. Some States have also prepared District Indicator Frameworks (DIF) applicable at the district level, and the Target and Indicators as flowing from the SIF, but as applicable at District level for which NITI Aayog has been guiding the preparation of SIF and DIF in States. States have just commenced the preparation of the Block Indicator Framework (BIF), which gives the Block level progress on the SDG Indicator Framework as relevant to the Block.

NITI Aayog had brought in the Aspirational Districts programme for focused improvement to the Districts which are most backward in various States. This works on an Indicator Framework of district performance, and the DIF Indicators now being framed, are mostly in line with it and have some differences and additions.

It is important to note that the SDG India Index prepared for the first time to rank the States and UTs, showed wide disparities across States and reiterates the importance of localized approaches. The States of India reflect the enormous geographic and demographic diversity as well as socio-economic disparities. This makes the participation and contribution of States in the pursuit of SDGs an imperative.

Hence, while at National level to measure amongst States, the SDG India Index has been prepared, for States to measure SDG progress amongst districts the DIF of States is presently identified.



Taking it further, to block comparisons will be the BIF. What is being proposed at grassroots in Gram Panchayats is the Local Indicator Framework (LIF).

From the global picture of countries' progress & position, we move to the National, Sub-National, Sub-State and Local, to ensure the focus of SDGs on equality, inclusion, justice and the core principle of "Leave No One Behind". The crucial role played by the Gram Panchayat in being able to address down to the last detail is absolutely necessary if the SDGs are to be achieved for everyone, everywhere.

The three-tiers of Local Self-Government (LSG) have been constitutionally mandated the responsibility of the 29 subjects, and this has been the focus of the training for them. Within that, focus is on what falls within the realm of operative abilities of the PRIs, given the position of devolution in States. While it is essential for elected representatives to be trained on the aspects of Panchayati Raj legislations and administration, the role that Panchayats play in the process of economic development, social justice, natural resources management, and such others in the 29 subjects needs emphasis.

SDGs presented as SDGs, referring to the UN & Global context perhaps, to Gram Panchayats appears unconnected and distant, belonging to someone else.

We also underscore that sustainable development goals should be action-oriented, concise and easy to communicate, limited in number, aspirational, global in nature and universally applicable to all countries, while taking into account different national realities, capacities and levels of development and respecting national policies and priorities. Future we want, Resolution adopted by the UN General Assembly on 27 July 2012

Themes

To make it theirs, for the Gram Panchayats and Elected Representatives to work on, the SDGs that are universal & a blueprint for progress, the picture presentation of the goals is being made in Themes that are connected to goals & working on a Theme is effectively working on some goal or other.

A Thematic approach has been taken due to these being easy to relate to for the local elected representatives (ERs) and the community. It tries to provide a Vision for the Gram Panchayats with what the Theme's aim is, and what its essence is. The key thematic areas for the LIF are given below:

- Theme 1 Poverty free and enhanced livelihoods in Village
- Theme 2 Healthy Village
- Theme 3 Child Friendly Village
- Theme 4 Water sufficient village
- Theme 5 Clean and Green Village
- Theme 6 Self-sufficient infrastructure in village
- Theme 7 Socially secured villages
- Theme 8 Village with Good Governance
- Theme 9 Engendered Development in village

The Sustainable Development Goals are woven in to these nine themes for localizing SDGs in PRIs.



Inter-linked goals & targets

The inter-linked goals & targets are also mentioned in each Theme for better appreciation of the impact of working on a Theme on other SDGs & Targets.

Presenting SDGs to Panchayats has been done since 2017 when the Model training modules were got prepared by MoPR for use in all States. Though well designed and addressing the Panchayats to be Poverty free Village (SDG 1), Hunger free Village (SDG 2), Healthy village (SDG 3), Engendering Development (SDG 5) as well as covering other goals, SDG 4, SDG 6, SDG 7, etc, the distance between the Gram Panchayat and the SDG has not been bridged.

Moving forward on multiple fronts in localization of SDGs in Gram Panchayats including continuous, impactful, capacity building & training to all stakeholders, connecting Themes (SDGs) to GPDP, measuring progress, incentivization, recognition, etc. is inherent in the move from Theme to the Local Targets and the Local Indicator Framework.

Targets

Local Targets breakdown the Theme into component parts for understanding the aspects to the Theme and that only taken together would lead to achieving the Theme. However, targets can be independently worked on without having to work on all Targets at the same time. The Local Targets are aligned to the National Targets while being meaningful & applicable in Panchayat context. The total number of local Targets are 168. At Global and National level there are 169 Targets.

Indicators

The LIF is the measuring frame of the Targets, similar to the NIF. These are extremely important for monitoring & as the adage goes - *what gets monitored, gets done*. These Indicators are essential from Panchayat perspective as well as from that at all higher levels.

At Gram Panchayat level 'Indicators' are effective tools to measure progress and performance. The Indicator focuses on a small, manageable set of information that can assist the process to maintain a focus on the important works and take strategic decisions to address problem areas.

Repetition of Indicators

The relevancy of indicator to SDG targets has been the main criteria in the development of the indicators in the National Indicator Framework. Several indicators were found relevant to more than one target and accordingly have been repeated under such targets.

At Global level the same applies. There are 231 unique indicators, but the total number of indicators listed in the Global Indicator Framework of SDG indicators is 247. Repeated are 12 Indicators, under two or three different targets.

The same applies in the LIF and some Indicators are repeated under different Targets of different Themes. Without this repetition the Theme would be incomplete. For eg. Addressing malnutrition in children, is part of the Theme of Healthy Village, as well as Child friendly Village; Education for girls features in Themes, Engendered Development & Child friendly Village; Providing functional toilets in schools is part of Clean & Green Village, Self-sufficient infrastructure & Child friendly Village. The inter-relationship & impact of progress on an Indicator in a Theme on certain others would be also understood in this framework.



The total number of Indicators in the LIF are 389. This is with counting the numbers of Indicators, as they are included each time. ***These repeated ones are 51, which have been mentioned in the Annexure 14. The unique number of Indicators is 338.***

The indicators as numbers may at first instance appear daunting, but when seen to have repetitions, and more importantly its relevance of its being part of the goals/Themes, that this is an Indicator Framework to work on till 2030, the LIF in 9 Themes can be appreciated by the stakeholders. Perhaps the Elected Representatives at Gram Panchayat level, along with ERs at other levels of PRIs may not consider this daunting, but necessary and an excellent frame with clarity for action, as they would relate to it as their life and their village with improvements to all, on all fronts.

Time frame

The time Frame is Indicated as Immediate, Short-term (2-5 years) and Long term (5 years+). Certain actions on Targets need to be immediately taken, as being necessary and also easier. Some may be addressed in the short-term, but some need more time to achieve. However, there would be steps/activities to be initiated for various long-term Indicators/ Targets in the current time, so that with step by step being taken, the outcome is achieved. Similar with short-term ones, being initiated now.

Strategy & Process

The role of Capacity Building, handholding, mentoring, constant discussions, workshops, seminars, etc, are absolutely necessary for working through the Themes, Targets and Indicators for Panchayats.

The choice of what to work on would be primarily of the Gram Panchayats, while National issues, State & District priorities would also be reflected in action to be taken. Baseline values for the LIF metadata points are to be collected and verified. Target values to be fixed, as levels to reach including where it may be common for all Gram Panchayats as universally applicable. Eg No person should go hungry in Panchayat; No kutchha house; No crimes against children.

Gram Panchayats may work on a spread of Targets/Indicators from different Themes, focus on sub-goals i.e part of a Theme, as identified, by a Gram Panchayat, a group of Gram Panchayats, in a block/district or State or at National level; or the Theme as a whole.

Data

The LIF relies heavily on disaggregated data. The sources of data are identified in the Tables of the LIF. Mapping of existing & available data with source needs to be done & shared with all concerned. This will enable the collection of data, data checks and data monitoring.

The MA survey needs to be oriented to cover all the data required as survey data for the indicator. Departments need to share their data. Gram Panchayat's own data is needed to be provided as well. For the LIF to work, data must be timely & reliable. Suitable checks & balances are necessary for this. Data must be open and the system transparent.

It is extremely important that all data is to be reflected in the Dashboard, with visualized presentation of the Themes with Target & Indicator levels, along with number values. Hamlet - wise data is also to be captured in the data against the Indicators as applicable. This is necessary for addressing the SDG 10 - of Reduced Inequalities, which is reflected at different Themes. For eg. If the FHTC is say 70%, where is this 30% not having the FHTC. Already from the scheme data of the Ministry both numerical & spatial data are available. These need to be integrated with the data in the LIF for this Indicator. (Getting the data is probably the more daunting part for the Panchayats, which



is the Ministry and Departments' responsibility to make available, and if done, crosses the big data gap).

GPDP, BPDP & DPDP

The data in the LIF in different Themes forms the basis for preparation of GPDP. The outcome as progress seen in the data collected (mostly annually), will show the change. Reports are to be prepared based on the data in LIF with its analysis & visualization, on various Themes.

While the LIF is applicable for the Gram Panchayat, support to the LIF can be given from block and district level. Further, the relevant framework of BIF & DIF should be correlated also along with the Themes for LIF to get an organic link in the three levels of PRI & enable the preparation of BPDP & DPDP, correlating to the GPDP that emerges from the LIF.

Mapping of Targets to schemes at GP level

The role of Ministries/Departments in the LIF / Targets & Thematic goals is extremely important. Scheme mapping with respect to SDG targets as the modified GP level targets portray the possible points of actions at local level. This is highly informative and shows the large number of schemes that can be connected for the improvement to the Target. This will be a guideline for the GPDP to modify their developmental activities and further help in achieving the desired targets at GP level by accessing the Schemes and working with the Departments. This would also provide the Departments information on which schemes would be useful for addressing which Theme with the Panchayat.

In the Annexure III, Theme-wise Tables on Mapping are given. The Table is to be further customized for each State, by the State. When filling for action taken on that, the GP can note its own effort as a GP level Program taken against the Target. This Table doubles up as a Worksheet for Panchayats to use.

Further detailed Mapping to Indicator is required to be done as a next step from here. That will help in preparing the GPDP for working on the Indicator and Target.

People to support

The other stakeholders & partners who should and can help the Panchayats have also been indicated for each of the Themes.

The LIF, that is at the base for measuring progress requires solid data management. In addition to the fundamental role of Ministries and Departments in data and data applications sharing, MoSPI at National level & Statistic Departments in States have necessarily to be involved.

Progress assessments

Progress assessments covered in detail subsequently in the Report in the Chapter on Incentivisation is fundamentally based on the LIF.

Report cards surveys & third party evaluations as substantiating the LIF progress is necessary for ensuring the value & veracity of the LIF & data therein.

*What the LIF aims to do is to ensure that there is a basis & direction to achieve the SDGs at the grassroots level – that **no one is left behind & no village is left behind.***



Theme 1: Poverty Free and Enhanced Livelihoods Panchayat

(SDG – 1,2, and 8)

VISION

A poverty free Panchayat, that ensures there is social protection so that none slip back to poverty. A village where there is growth and prosperity with enhanced livelihoods for all.

Poverty is a multi-dimensional phenomenon. There are several economic, social, gender and other deprivations contributing to poverty. Poverty affects health, access to education, water and sanitation, quality of life, increased vulnerabilities to disasters, is seen in prevalent inequalities, and women bear the brunt of it. So, this theme is an integration of multiple goals (SDGs – 1, 2,3,4,5,6,7,8,10,11,13 and 15). The problems of poverty and unemployment are inter-linked and need a concrete action plan. In order to ensure sustainable employment and eradicate poverty, we need to invest in human capital. Poverty free Panchayat is the thematic area selected for developing local level targets and indicators which includes different Sustainable Development Goals namely goal 1, 2, and 8. Further, action on the Theme connects very strongly with ensuring that there is achievement of the specific reflections of Goal 2 of Zero Hunger in the Panchayat. The focus on developing poverty free Panchayat at local level is not hence taken to mean the lack of income and on assessing that, one is classified under the category of BPL. Poverty is seen in its impact on different aspects of life related to the family, and that persons can slip into or back into poverty due to various events in life. Poverty is thus multi-dimensional, and multi-causal. If a Panchayat wants to address the issue and become a Poverty free Panchayat, it needs to provide for avenues to raise income levels of those BPL, and it must also ensure for safety nets and social protection to be in place. Hence in the measure for becoming a Poverty free Panchayat, these also form an essential part which the Panchayat needs to take care of and look at.

In addressing poverty, raising income levels is a natural corollary. Avenues for increasing incomes and prosperity is an essential target, for GPs. Life cannot remain at standing just above the Poverty line. Towards becoming a Panchayat that is Poverty free and moving on the road of prosperity, investment is required to make sure that the following are also available to citizens (some of these would also be in other themes and SDGs, as they are part of that as well):

- a) Education- we need to ensure that all children go to school and do not drop out of school. This in turn means ensuring that basic facilities such as teachers, books, even roads and toilets in schools are present and functioning in the GP.
- b) Health- Ill health is a drain on resources. Loss of wages and related medical expenses can easily turn a prosperous family into destitute. Health Insurance and reduced OoPE, with support during illness is required.
- c) Housing, sanitation, social protection- which are all basic services that impact health, well-being and ultimately poverty
- d) Opportunities for employment – creation of labour banks, skilling farmers on mechanization, access to various government schemes for income generation can all contribute towards creating employment opportunities



- e) Enabling environment for thrift and credit, micro finance, opening of bank accounts, financial inclusion by banks, and linkages with banks- this will make financing a micro enterprise easier within a short span of time. A critical outcome may be the disappearance of money lenders from the village. This will have very significant impact on reducing rural poverty.
- f) Improving land productivity- this would ensure availability of safe and nutritious food, which will in turn improve health and income of the poor.
- g) Build the resilience of the poor and those in vulnerable situations and reduce their exposure and vulnerability to climate-related extreme events and other economic, social and environmental shocks and disasters.
- h) Establish Social security safety net in the face of unforeseen events, shocks and disasters

Even if some or all of the above are made available, there would still be outliers. A survey for identifying vulnerable families- ultra poor and poor, SC, ST, women headed, members with physically and mentally challenged, chronically ill or bed ridden persons, aged, in effect addressing the groups that ensure that the core principle of LNOB is covered. Factors leading to their poverty may be different and this requires personalized approaches.

It is the grassroots functionaries and the GPs, who are best suited to address this as they are nearest the people.

Interlinkages of Theme with respect to Other SDGs and Related Targets

Interlinkages of Poverty free and enhanced livelihoods Panchayat with respect to other goals are established among and between each other to form a network of interlinkages. This understanding of interlinkages among the goals and between the targets is crucial for integrated governance and policy coherence for the implementation of SDGs. The interlinked goals are SDGs – 1,2,3,4,5,6,7,8,10,11,13 and 15





- Goal 1: Targets 1.2, 1.3, 1.4, 1.5, 1.a, 1.b
- Goal 2: Targets 2.1, 2.2, 2.3 and 2.5 mainly aim to end malnutrition, access to food for the poor, support small scale farming and ensure equitable use of resources.
- Goal 3: Targets 3.3 & 3.8 - Universal health coverage, end epidemics will contribute directly to reduce poverty.
- Goal 4: Target 4.1 - Universal access to equitable and quality education will indirectly solidify the platform of not being impacted by poverty and provide new avenues to come out of it in future
- Goal 5: The Gender sensitive development strategies and equal rights and access to resources and services for men and women of SDG 5 (5.1) will reduce poverty, universally.
- Goal 6: Target 6.1- access to drinking water is projected as a tool of standardization to assess poverty
- Goal 7: Target 7.1 ensures access to energy and clean cooking fuel to all.



- Goal 8: Targets 8.3 & 8.10 provide equal rights to economic resources for the poor, support small enterprises and entrepreneurship and access to financial services are mechanisms to combat POVERTY.
- Goal 10: Targets 10.1 & 10.4 are to reduce economic disparity and help eventually to eradicate poverty.
- Goal 11: Targets 11.1, 11.2 & 11.5 focus on poor to upgrade slums; access to transport systems and reduce number of deaths by disasters is addressing the poverty reduction strategies at urban communities. Though it refers to urban communities and slums, it applies to rural context as well.
- Goal 13: Target 13.1 provide powers to poor and marginal to build resilience and adaptive capacity to climate related extreme events
- Goal 15: Target 15.9 means to integrate ecosystems to poverty eradication strategies.

Poverty having this impact in its forms, finds place in multiple goals and targets connected as mentioned above. If one were to approach and work on that Goal, it would be incomplete without addressing the targets thereunder that arises or addresses the poor in that.

Hence, without repeating the same target that appears in another goal, covering all dimensions of poverty and working towards enhanced livelihoods in Panchayats, the LIF on Theme 1 is given below:



Local Indicator Frame Work (LIF)

Theme 1: Poverty Free and Enhanced Livelihoods Panchayat (SDG 1,2 and8)

National level Indicators (NIF)	Modified GP Level Indicator	Long term /Short term /Immediate	Meta Data	Data Source	
1.2: By 2030, reduce at least by half the proportion of men, women and children of all ages living in poverty in all its dimensions					
1.To facilitate to improve the living standards of BPL households					
1.2.1: Proportion of population living below the national poverty line	1. Percentage of HHs having BPL Cards	Immediate	N	No of HHs having BPL Cards	GP
			D	Total HHs	MA (4) /GP
			M	100	
	2. Percentage of HHs living in Kutcha houses	Immediate	N	No of HHs living in Kutcha House	MA (31)/ GP
			D	Total HHs	MA(4) /GP
			M	100	
1.3: Implement nationally appropriate social protection systems and measures for all, including floors, and by 2030 achieve substantial coverage of the poor and the vulnerable					
2. Implement social protection schemes for all.					
1.3.1: Percentage of households with any usual member covered by a health scheme or health insurance	3. Percentage of Households covered by a Health Scheme /Health Insurance under Aayushman Bharat Pradhan Mantri Jan Arogya Yojana or any State Govt Heath Scheme/Health Insurance	immediate	N	Number of households covered by a health scheme or health insurance during survey period	MA (125) / Health
			D	Total number of households during same period	MA (4)/ GP
			M	100	
	4. Percentage of eligible covered under Social Security Pension Scheme	Short term	N	No of persons covered under Social Security Pension Scheme (SSPS)	Revenue
			D	Total no of Eligible Persons for SSPS	Revenue
			M	100	
3.To improve the activities of ICDS programme					



National level Indicators (NIF)	Modified GP Level Indicator	Long term /Short term /Immediate	Meta Data	Data Source	
1.3.2: Number of Beneficiaries under Integrated Child Development Scheme – ICDS	5. Number of Beneficiaries under Integrated Child Development Scheme ICDS	Immediate	No calculations	MA (112) /ICDS	
	6. 0-3 Years of Children	Immediate	No calculations	MA (81)/ ICDS	
	7. 3-6 Years of Children	Immediate	No calculations	MA (83) /ICDS	
	8. Pregnant and lactating mothers	Immediate	No calculations	MA (114+ 116) /ICDS	
4.Reduce poverty by providing wage employment under MGNREGS					
1.3.3: Persons provided employment as a percentage of persons who demanded employment under Mahatma Gandhi National Rural Employment Guarantee Act (MGNREGA)	9. Persons provided employment as a percentage of persons who demanded employment under Mahatma Gandhi National Rural Employment Guarantee Act (MGNREGA). (Same as NIF)	Short term	N	Number of persons provided employment under MGNREGA.	RD
			D	Number of persons who enrolled under MGNREGA during the reference year	RD
			M	100	
5.Facilitate building the institutions of Poor (SHGs)					
1.3.4: Number of Self Help Groups (SHGs) provided bank credit linkage	10. Percentage of poor women in SHGs	Short term	N	No of Poor Women in SHGs	RD
			D	Total no of eligible BPL Women for joining SHGs	
			M	100	
	11. Percentage of SHGs accessed bank Loans	Short term	N	No of SHGs accessed bank loans	MA (101)/ RD
			D	Total no of SHGs	RD
			M	100	
6.To improve the maternal facilities to the women					
1.3.5: Proportion of the population (out of total eligible population) receiving social protection benefits under Pradhan Mantri	12. Number of persons (out of total eligible population) receiving social protection benefits under Pradhan Mantri	Short term	N	Total number of women beneficiaries paid under PMMVY during the reference year	MA (124) Health



National level Indicators (NIF)	Modified GP Level Indicator	Long term /Short term /Immediate	Meta Data		Data Source
Matritva Vandana Yojana (PMMVY)	Matritva Vandana Yojana (PMMVY)		D	Total number of beneficiaries enrolled under PMMVY during the reference year	MA (123) /Health
			M	100	
7.To improve the institutional assistance to Senior Citizen					
1.3.6: Number of senior citizens provided institutional assistance through Old Age Homes/ Day Care Centres funded by the government	13. Number of senior citizens provided institutional assistance through Senior Citizen Homes/Day Care Centers funded by the Government / managed by the Panchayat (Same as NIF)	Short Term	No calculations		SW
1.4: By 2030, ensure that all men and women, in particular the poor and the vulnerable, have equal rights to economic resources, as well as access to basic services, ownership and control over land and other forms of property, inheritance, natural resources, appropriate new technology and financial services, including microfinance					
8.Ensure access to basic services (Housing, Water and Sanitation),					
1.4.1: Percentage of Population getting safe and adequate drinking water within premises through Pipe Water Supply (PWS)	14. Percentage of Population getting safe and adequate drinking water within premises through Pipe Water Supply (PWS) .(Same as NIF)	Long Term	N	Total Population having pipe water supply during the reference year	MA (141) / RD
			D	Total population	MA (1) /GP
			M	100	
1.4.2: Proportion of population (Urban) living in households with access to safe drinking water & sanitation (Toilets)	15. Total no of homeless population	Immediate	No Calculations		GP
	16. Percentage of Households who got benefit from any State Specific Housing Scheme	Long term	N	No of HHs benefited from any State Specific Housing Scheme	MA (34) /GP
			D	Total no of Eligible HHs	GP
			M	100	
9.To facilitate banking services to all people					



National level Indicators (NIF)	Modified GP Level Indicator	Long term /Short term /Immediate	Meta Data		Data Source
1.4.5: Number of accounts (including deposit and credit accounts) of scheduled commercial banks per 1,000 population	17. Number of accounts (including deposit and credit accounts) of scheduled commercial banks as percentage of total population	Short Term	N	Number of accounts	Lead Bank
			D	Total Population	GP
			M	100	
1.5: By 2030, build the resilience of the poor and those in vulnerable situations and reduce their exposure and vulnerability to climate-related extreme events and other economic, social and environmental shocks and disasters					
10.To facilitate to reduce the impact of DRR to poor in vulnerable conditions					
1.5.1: Number of deaths, missing persons and directly affected persons attributed to disasters per 100,000 population	18. Number of deaths, missing persons and directly affected persons attributed to disasters	Immediate	No calculations		GP
1.5.4: Proportion of local governments that adopt and implement local disaster risk reduction strategies in line with national disaster risk reduction strategies,	19. Whether the Panchayat has prepared a disaster risk reduction strategy or plan	short-term	No calculations		GP
1.a: Ensure significant mobilization of resources from a variety of sources, including through enhanced development co- operation, in order to provide adequate and predictable means for developing countries, in particular least developed countries, to implement programmes and policies to end poverty in all its dimensions					
11.To facilitate GP spending on essential services					
1.a.2: Proportion of total government spending on essential services (education, health and social protection)	20. Total GP spending on essential services (education, health and social protection) as percentage of total plan expenditure	Immediate	N	GP expenditure in education, health and social protection	GP
			D	Total GP expenditure	GP
			M	100	
1.b: Create sound policy frameworks at the national, regional and international levels, based on pro-poor and gender- sensitive development strategies, to support accelerated investment in poverty eradication actions					
12.To facilitate women empowerment through budget provision					
1.b.1: Proportion of budget earmarked under gender budget	21. Percentage of budget earmarked for projects which are directly beneficial to women	Short term	N	Total Budget earmarked to Women in GP	GP
			D	Total GP Budget	GP
			M	100	



National level Indicators (NIF)	Modified GP Level Indicator	Long term /Short term /Immediate	Meta Data	Data Source	
Target 2.1: By 2030, end hunger and ensure access by all people, in particular the poor and people in vulnerable situations, including infants, to safe, nutritious and sufficient food all year round					
13. Ensure quality nutritious food to all children aged under five years					
2.1.1: Percentage of children aged under 5 years who are underweight	22. Percentage of children aged under 5 years who are underweight	Long term	N	Children aged 0-59 months who are underweight	MA (88) / Health / ICDS
			D	Number of children in age group 0-59 months	MA (89+90) /ICDS
			M	100	
14.Facilitate enrolment of eligible families under the PDS 15.Ensuring people(poor &vulnerable) are receiving sufficient food at subsidized price all the year					
2.1.2: Proportion of beneficiaries covered under National Food Security Act 2013	23. Percentage of Households having BPL rations cards.	Immediate	N	No of households having BPL Ration Cards	MA (60) / Civil Supplies
			D	Total no of Households	MA (4)/ GP
			M	100	
	24. Percentage of households covered under PDS system	Immediate	N	No of households covered under PDS	Civil Supplies
			D	Total no of Households	GP
			M	100	
Target 2.2: By 2030, end all forms of malnutrition, including achieving, by 2025, the internationally agreed targets on stunting and wasting in children under 5 years of age, and address the nutritional needs of adolescent girls, pregnant and lactating women and older persons					
16.Facilitate enrolment of children, pregnant women and adolescent girls under ICDS 17. Reduce malnutrition among children, women. 18.Facilitate the nutritional needs of adolescent girls, pregnant and lactating women and older persons					
2.2.2: Percentage of children under age 5 years who are wasted	25. Percentage of children under age 5 years who are wasted	Long term	N	Children under 5 years who are wasted	Health /ICDS
			D	Number of children under 5 years age	Health /ICDS



National level Indicators (NIF)	Modified GP Level Indicator	Long term /Short term /Immediate	Meta Data	Data Source	
<p>2.2.3: Percentage of women whose Body Mass Index (BMI) is below normal</p> <p>2.2.4: Percentage of pregnant women age 15-49 years who are anaemic (<11.0g/ dl)</p> <p>2.2.5: Percentage of Children age 6-59 months who are anaemic (<11.0g/dl)</p>	26. Percentage of women(15-49 years) whose Body Mass Index (BMI) is below normal	M	100		
		Long term	N	Number of Women (15-49 years) whose BMI is below Normal	Health /ICDS
		D	Total number of Women (15-49 years)	Health /ICDS	
	M	100			
	27. Percentage of pregnant women age 15-49 years who are anemic (<11.0g/dl).	Long term	N	No of Pregnant women age 15-49 years who are anemic	MA (80) Health /ICDS
		D	Total Pregnant Women aged 15-49 years	MA (113) Health /ICDS	
		M	100		
	28. Percentage of older person who are anemic 60 years and above	Long term	N	No of Older Person who are anemic	Health /ICDS
		D	Total no of older person	Health /ICDS	
		M	100		
	29. Percentage of Children age 6-59 months who are anemic (<11.0g/dl)	Long term	N	Children aged 6-59 months who are anemic	MA (119) Health /ICDS
		D	Total Number of children in age group 6-59 anemic	MA (89 + 90) / Health /ICDS	
		M	100		
	30. Percentage of Adolescent (15-19) Girls who are anemic	Long term	N	Adolescent girls who are anemic	MA (87) / Health
		D	Total Number of adolescent girls	GP	
M		100			
<p>Target 2.3: By 2030, double the agricultural productivity and incomes of small-scale food producers, in particular women, indigenous peoples, family farmers, pastoralists and fishers, including through secure and equal access to land, other productive resources and inputs, knowledge, financial services, markets and opportunities for value addition and non-farm employment</p>					
<p>19.Increase the income of farmers in engaged in agriculture</p>					



National level Indicators (NIF)	Modified GP Level Indicator	Long term /Short term /Immediate	Meta Data	Data Source	
2.3.2: Gross Value Added in agriculture per worker	31. no of persons in agriculture and allied sectors linked to Farmer Producers' Organisation	Short Term	Number	Agri	
	32. Agriculture productivity of wheat and rice, (in kg per hectare), (Same as NIF)	Long Term	No calculations	Agri	
	33. Total Cultivable Area (in hectares)	Long Term	No calculations	MA (14)/ Agri	
	34. Total quantity of milk production.	Short Term	No calculations	AHD &F	
	35. Percentage increase in agricultural credit to farmers	Long Term		Agri	
	36. Percentage Increase in Net Sown Area(Same as NIF)	Long Term	N	Net sown Area in Current year – Net Sown Area in Previous year	MA (15) /DES
			D	Net Sown Area in previous Year	DES
			M	100	
	37. Percentage of agriculture mandis enrolled in e-market(Same as NIF)	Long Term	N	No of Agri Mandis Enrolled in e-market	Agri
			D	Total Agri Mandis	Agri
			M	100	
Target 8.2: Achieve higher levels of economic productivity through diversification, technological upgrading and innovation, including through a focus on high-value added and labour- intensive sectors					
20.Ensure full and productive employment and decent work for all					
21.Facilitate skill training to unemployed youth and unskilled / semi-skilled labour					
8.2.1: Annual growth rate of GDP per employed person	38. No of unemployed persons (21 – 45 years men and women) in the GP level	Long Term	No calculations		GP
8.2.4: Annual growth in agriculture sector, (in percentage)					
	39. No of unemployed persons in the age group 15-24 who are neither in employment /training / Education	Long Term	No calculations		GP
		Long Term	N	No of youth either in employment	GP



National level Indicators (NIF)	Modified GP Level Indicator	Long term /Short term /Immediate	Meta Data	Data Source
	40. Percentage of youth either in employment /training / Education		/training / Education D Total no of Youth N 100	GP

Mapping of Targets to schemes at GP level

Scheme mapping with respect to SDG targets as the modified GP level targets for addressing multi-dimensional poverty and its causes, as well as work on improving and enhancing livelihoods is placed in Annexure 5. This will enable the Panchayats to access the various schemes that have a bearing on the Target and indicator for Poverty and enhanced livelihoods in the Panchayats. This is highly informative and shows the large number of schemes that can be connected for the improvement to the Target. This will be a guideline for the GPDP to modify their developmental activities and further help in achieving the desired targets at GP level by accessing the Schemes and working with the Departments.

Role of Panchayat in Thematic Area on poverty free Panchayat

The thematic area on poverty free Panchayat (SDG 1,2,8 and the goals which are linked 3, 4, 5, 6, 7, 10, 11, 15) and the relation with respect to 29 subjects transferred to the Panchayats shows that there are areas in which Panchayats have a role and the potential of contributing to the eradication of poverty and enhancing livelihoods. Those subjects with respect to goals 1, 2, 8 are:

- Rural housing, Poverty alleviation programmes
- Family welfare, Women and child development
- Social welfare, including welfare of the handicapped and mentally retarded
- Welfare of the weaker sections, and in particular, of the Scheduled Caste and scheduled Tribes
- Animal husbandry, dairying and poultry Fisheries
- Agriculture including agricultural extension

Gram Panchayat –Action Points

- Take steps to create an in depth understanding of the term ‘poverty’ among the Panchayat committee and other community volunteers
- Disseminate information about various schemes for poor and vulnerable through ASHA workers, Anganwadi workers and school teachers
- Facilitate SHG formation, their handholding and training



- Identify the poor through validation of the list of people living with multiple deprivations as per socio-economic caste census data
- Develop criteria for identification of the poor, destitute and vulnerable
- Initiate participatory surveys for their identification and need assessment
- Ensure transparency in the selection process/providing benefits
- Set the goals and targets for your Gram Panchayat.
- Develop a comprehensive programme based on need assessment, goals and targets through GPDP
- Converge different agencies, their programmes and schemes and community organizations which can support the Gram Panchayat
- Facilitate registration in PDS
- Develop a monitoring mechanism for the actions
- Disseminate information on possibilities of scientific agriculture and respective schemes through the Gram Sabha.
- Form farmer groups, labour groups, Self Help Groups (SHGs) and young entrepreneur groups to promote and facilitate sustainable agriculture.
- Formation of labour bank along with adequate machines and skill up gradation.
- Liaise with financial institutions, various departments like industry, power, animal husbandry and agriculture, resource agencies like agriculture universities, colleges, and NGOs to provide necessary support on improving food security
- Create a land register in such a way that crop, productivity, mechanization status are monitored and to identify gaps for intervention
- Prepare a target register for population vulnerable to hunger and malnutrition and monitor their status with the support of relevant department and agencies

People to support the Panchayat

Self-Help Groups (SHGs) and their federations, literacy workers, ASHAs, teachers, National Rural Livelihood Mission (NRLM) Community Resource Persons (CRPs), Anganwadi workers, Rozgarsevaks, Teachers, NRLM CRPs, social activists, PTA/ school management committee (SMC), health workers, doctors, local experts, agriculture-related functionaries, departments and agencies, Private sector, non-governmental organizations



Theme 2: Healthy Village

(SDG –2, 3)

VISION

Ensure healthy lives and well-being for all at all ages

Health is a state of complete physical, mental and social well-being and not merely the absence of disease or infirmity. This is the definition provided by the World Health Organization (WHO). Ill health not only prevents individuals from working but also drains resources due to medical expenses, hospital expenses, bystander's time and loss of employment. Maintaining and ensuring health of citizens will ensure the success of all the programmes of the Gram Panchayat and will yield long term dividends.

COVID has seen GPs responding in different ways to deal with its spread in their Panchayat area. They have a primary role to play in the event of outbreak of epidemics. Mental health has started getting attention.

At all times, the GPs have a very important place in improving all aspects related to health and well-being. Health is one of the 29 subjects as functional responsibility for GPs, and basic services to be delivered and some other subjects also contribute to the health status of the people in the GP. A house with appropriate sanitation, water and power has to be accompanied by healthy and clean household habits. A basic requirement is a cooking option where smoke is kept out of the house, as are measures for disposing of soiled water, separation of waste into appropriate categories and disposal, avoiding stagnation of water, preventing the access of mosquitoes to stagnant/stored water.

A supportive environment is required to be created for ensuring the health of women and children. Each expectant mother must be able to avail the facilities of immunization, better nutrition and regular health checkups as early as possible. Apart from expectant mothers, absolute and uncompromising individual attention is required for ensuring complete immunization and breast feeding for each new born and child. Addressing anemia and nutrition for adolescent girls is necessary. Marriage at an early age and early pregnancies may lead to multiple issues related to health of mother and child. Consecutive pregnancies are another cause leading to poor health of mother and child. All these are issues that need to be addressed in the GP and community.

Most communicable diseases are preventable. Life style diseases (diabetes, hypertension, high cholesterol, and stroke) are also on the rise even in rural areas. These diseases, collectively known as non-communicable diseases, are important causes of premature death in the young and middle aged. Adolescent health needs attention. The problem of substance abuse is also increasing, along with alcohol intake and tobacco abuse. Most often accidents and diseases can change the status of a family – from a prosperous one to a destitute one. Disease control requires concerted effort and education. Geriatric care and palliative care are areas of action. Early intervention for differently abled can prevent life- long disability or at least mitigate its severity. Good health and well-being



for all at all ages is the thematic area selected for developing local level targets and indicators which includes different sustainable development goals and reaches the poor and vulnerable – LNOB can be well addressed by GPs.

Interlinkages of Healthy Village with Respect to Other SDGs

Interlinkages of healthy village with respect to other goals when established among and between each other form a network of actions that can impact multiple targets and lead to better health for the people. This understanding of interlinkages among the goals and between the targets is crucial for integrated governance and policy coherence for the implementation of SDGs.

Most vital are Goal 2, that connects with malnutrition, stunted growth etc, Goal 6 on Water and Sanitation, and Goal 5 on gender equality. Early childhood care, education are for the future generation, as well as for the role children play in communication to adults and demonstrating good practices (eg. WASH is moved from school to community)



- Universal health coverage demanding SDG 3 can be supplemented with target 2.2 - End malnutrition.
- Target 4.2 - education & quality early childhood development will lead to awareness, development and good health practices
- Target 5.6 - Universal access to sexual and reproductive health services and rights focus healthy life patterns.
- Targets 6.2 & 6.3 - Sanitation and hygiene & improved water quality provide healthy environment and address communicable diseases.
- It is noted that SDG 3 is overlapped with SDG 11 via 3.6, 3.9 and 11.2- reduce deaths and injuries from traffic accidents; reduce illness from air pollution, access to safe transportation.
- Target 12.4 - Sound management of chemicals and wastes to minimize their adverse impact on human health is vital for SDG 3 attainment.



Local Indicator Frame Work (LIF)

Theme: 2 Healthy Village (SDG –2, 3)

National Indicators CMRSSDP	Modified GP Level Indicator	Long term /short term /Immediate	Meta Data	Data Source	
3.1 By 2030, reduce the global maternal mortality ratio to less than 70 per 100,000 live births					
1.Reduce the maternal mortality					
3.1.1: Maternal Mortality Ratio, (per 1,00,000 live births)	1. Maternal Mortality Ratio	Long term	N	Maternal Deaths during the reference year	Health
			D	Live births during the reference year	Health
			M	1000	
	2. Percentage of births attended by skilled health personnel (Period 1 year) (Same as NIF)	Immediate	N	Women aged 15-49 years with a live birth attended by a skilled health personnel in delivery during last 1 years	Health
			D	Women aged 15-49 years with a live birth during the same period	Health
			M	100	
3.2 By 2030, end preventable deaths of newborns and children under 5 years of age, with all countries aiming to reduce neonatal mortality to at least as low as 12 per 1,000 live births and under-5 mortality to at least as low as 25 per 1,000 live births					
2.End preventable deaths of newborns and children under 5 years of age					
3.2.1: Under-five mortality rate, (per 1,000 live births)	3. Under-five mortality rate, (per 1,000 live births (Same as NIF))	Long term	N	No of Infant deaths (< 1 year) and deaths among children of age .(1-4 years) during the given year	Health
			D	No of Live births (< 1 year) and population in the age group (1-4 years) during the given year	Health
			M	1,000	
	4. Neonatal mortality rate (per 1,000 live births) (Same as NIF)	Long term	N	Infant deaths of age less than 29 days (neonatal deaths) during given year	Health
			D	Live births during given year	Health



National Indicators CMRSSDP	Modified GP Level Indicator	Long term /short term /Immediate	Meta Data		Data Source
			M	1000	
Target 3.3: By 2030, end the epidemics of AIDS, tuberculosis, malaria and neglected tropical diseases and combat hepatitis, water- borne diseases and other communicable diseases					
3.Promote prevention , early diagnosis and treatment of communicable diseases					
3.3.2: Tuberculosis incidence per 1,00,000 population	5. Tuberculosis incidence per 1,000 population	Long term	N	New TB patients in a population during certain time period	Health
			D	Persons in population during certain time period.	GP
			M	1,00,000	
3.3.3: Malaria incidence per 1,000 population	6. Malaria incidence per 1,000 population (Same as NIF)	Long term	N	Number of confirmed malaria cases	Health
			D	Total population	GP
			M	1000	
3.3.4: Prevalence of Hepatitis 'B' per 1,00,000 population	7. Prevalence of Hepatitis 'B' per 1,00,0 population	Long term	N	No of Hepatitis B	Health
			D	Total Population	GP
			M	1000	
3.3.5: Dengue: Case Fatality Ratio	8. Dengue: Case Fatality	Long term	N	Number of deaths due to dengue during reference year	Health
			D	Number of deaths due to dengue during reference year	Health
			M	100	
3.3.7: Number of new cases of Kalaazar/V Leishmaniasis	9. No of new cases of kalazzar in the panchayats of endemic blocks	Short term	Number		Health
	10. No of Covid Cases per 1000 population	Immediate	N	No of Covid cases	Health
			D	Total population	
			M	1000	
3.4 By 2030, reduce by one third premature mortality from non-communicable diseases through prevention and treatment and promote mental health and well being					
4.Ensure access to quality of health care services in collaboration with health department					
3.4.1: Number of deaths due to cancer	11. Number of deaths due to cancer (Same as NIF)	Long term			
3.4.2: Suicide mortality rate, (per	12. Suicide mortality rate, (per 1,00,0 population)	Long term	N	Suicides reported during reference year	Police
			D	Total Population of reference year	GP



National Indicators CMRSSDP	Modified GP Level Indicator	Long term /short term /Immediate	Meta Data		Data Source
1,00,000 population)			M	1000	
3.5 Strengthen the prevention and treatment of substance abuse, including narcotic drug abuse and harmful use of alcohol					
5. Strengthen the prevention and treatment of substance abuse, including narcotic drug abuse and harmful use of alcohol					
3.5.2: Number of persons treated in de-addiction centres (in number)	13. Number of persons treated in de-addiction centres (in number)(Same as NIF)	Long term			Health
3.6 By 2020, halve the number of global deaths and injuries from road traffic accidents					
6. Take steps to reduce deaths and injuries from road traffic accidents					
3.6.1: People killed/injured in road accidents (per 1,00,000 population)	14. People killed/injured in road accidents (per 1,00,0 population)	Long/Short term	N	People killed (injured) due to road traffic accidents during reference year	Police
			D	Total population of reference year	GP
			M	1000	
Target 3.7: By 2030, ensure universal access to sexual and reproductive health-care services, including for family planning, information and education, and the integration of reproductive health into national strategies and programme					
7.Ensure that all have access to sexual and reproductive health care services and family planning					
3.7.1: Percentage of currently married women aged 15-49 years who have their need for family planning satisfied with modern methods, 2015-16	15. Percentage of currently married women (15-49 years) who use any modern family planning methods (Same as NIF)	Long term	N	Currently married women aged 15-49 years who use modern contraceptive methods	Health
			D	Currently married women aged 15-49years	Health
			M	100	
Target 3.8: Achieve universal health coverage, including financial risk protection, access to quality essential health-care services and access to safe, effective, quality and affordable essential medicines and vaccines for all					
8.Provide essential health care service to all in GP level					
3.8.1: Percentage of currently married women (15-49 years) who	16. Total physicians, nurses and midwives per 10,000 population,	Long term	N	Total number of Physicians, nurses and midwives in position during reference year	Health



National Indicators CMRSSDP	Modified GP Level Indicator	Long term /short term /Immediate	Meta Data		Data Source
use any modern family planning methods			D	Total population during reference year	Health
			M	10000	
	17. Total GP spending on Health to the total expenditure	immediate	N	GP expenditure on Health	
			D	Total GP Expenditure	
		M	100		
3.9 By 2030, substantially reduce the number of deaths and illnesses from hazardous chemicals and air, water and soil pollution and contamination					
9.Reduce the number of deaths and illnesses from hazardous chemicals and air, water and soil pollution and contamination					
3.9.2: Proportion of men and women reporting Asthma in the age group 15-49 years	18. No men and women reporting Asthma in the age group 15-49 years	Long term	Number		Health
Target 3.a: Strengthen the implementation of the World Health Organization Framework Convention on Tobacco Control in all countries, as appropriate					
10.Take steps to reduce the use of tobacco /Alcohol among adults					
3.a.1: Percentage of adults 15 years and above with use of any kind of tobacco (smoking and smokeless)	19. Percentage of people using Tobacco / Alcohol	Long term	N	Population using Tobacco /Alcohol	GP survey
			D	Total population	GP
			M	100	
Target 2.1: By 2030, end hunger and ensure access by all people, in particular the poor and people in vulnerable situations, including infants, to safe, nutritious and sufficient food all year round					
11. Ensure quality nutritious food to all children aged under five years					
2.1.1: Percentage of children aged under 5 years who are underweight	20. Percentage of children aged under 5 years who are underweight	Long term	N	Children aged 0-59 months who are underweight	MA (88) / Health/ ICDS
			D	Number of children in age group 0-59 months	MA (89+90) /ICDS
			M	100	
12. Facilitate enrolment of children, pregnant women and adolescent girls under ICDS					
13.Reduce malnutrition among children, women.					
14.Facilitate the nutritional needs of adolescent girls, pregnant and lactating women and older persons					
2.2.2: Percentage of children under		Long term	N	Children under 5 years who are wasted	Health /ICDS



National Indicators CMRSSDP	Modified GP Level Indicator	Long term /short term /Immediate	Meta Data		Data Source
age 5 years who are wasted 2015-16	21. Percentage of children under age 5 years who are wasted.		D	Number of children under 5 years age	Health /ICDS
			M	100	
2.2.3: Percentage of women whose Body Mass Index (BMI) is below normal, 2015-16	22. Percentage of women whose Body Mass Index (BMI) is below normal.	Long term	N	Number of women age 15-49 years with BMI <18.5 kg/sq.meter	Health /ICDS
			D	Total number of women age 15-49 years whose height and weight are measured	Health /ICDS
			M	100	
2.2.5: Percentage of Children age 6-59 months who are anaemic	23. Percentage of Children age 6-59 months who are anaemic (<11.0g/dl).	Long term	N	Children aged 0-59 months who are underweight	MA (119) Health /ICDS
			D	Number of children in age group 0-59 months	MA (89 + 90) / Health /ICDS
			M	100	
2.2.4: Percentage of pregnant women age 15-49 years who are anaemic	24. Percentage of pregnant women age 15-49 years who are anemic (<11.0g/dl).	Long term	N	No of Pregnant women age 15-49 years who are anemic	MA (80) Health /ICDS
			D	Total Pregnant Women aged 15-49 years	MA (113) Health /ICDS
			M	100	
	25. Percentage of older person who are anemic (45 above)	Long term	N	No of Older Person who are anemic	Health /ICDS
			D	Total no of older person	Health /ICDS
			M	100	
	26. Percentage of Adolescent Girls who are anemic	Long term	N	Adolescent girls who are anemic	MA (87) / Health
			D	Total Number of adolescent girls	GP
			M	100	



Mapping of Targets to schemes at GP level

Scheme mapping with respect to SDG targets and modified GP level targets portray the possible points of actions at local level. This will be a guideline for the GPDP to modify their developmental activities and further help in achieving the desired targets at GP level. This will also give the Departments the information of the Targets that Panchayats will be working on that address targets and outcomes under the schemes. *The Mapping is given in Annexure 6.*

Role of Panchayat in Thematic Area Healthy Village

All three tiers of PRIs have roles and the potential of contributing to good health and well being for people of all ages. From basic health care through Sub-centres, to PHCs, Taluk hospitals, establishing Patient Welfare Societies, effective functioning of VHSNC, creating support institutions and mechanisms for individuals and families needing direct health related assistance or indirect support so as to enable them to access and address their health issues, establish preventive and early intervention mechanisms in joint working with Health Department and Department for Differently Aabled, WCD, RD etc. This is in addition to their role in relation with respect to 29 subjects transferred to the Panchayats that are connected to Health covering without fail the poorest and most vulnerable. Those subjects with respect to this Theme are:

- Family welfare
- Health and sanitation, including hospitals, primary health centers and dispensaries
- Rural housing
- Drinking Water
- Fuel and fodder
- Non-conventional energy sources
- Poverty alleviation programmes
- Education
- Women and child development
- Social welfare including welfare of the handicapped and mentally retarded
- Welfare of weaker sections, and in particular of SC and ST
- PDS

Gram Panchayat –Action Points

- Take steps to empower communities and community-based organizations to participate in health programmes
- Map vulnerable population based on age, reproduction, occupation, area and assesses health needs for each category.
- Map schemes, resources and human resource available for health services in the Gram Panchayat
- Set the local health goals and targets for the Gram Panchayat in collaboration with the health department
- Based on goals and targets, develop specific plans for each category.
- Apart from general plan ensure customized care for each individual.
- Leverage resources available under various government schemes and programmes of national and international agencies



- Monitor quality of services of various health facilities and extension services and ensure coordination and convergence.
- Integrate the IEC programmes with Panchayat led social campaigns for health
- Supervise care providers – ASHA, ANM & AWW
- Ensure effective functioning of the Village Health Sanitation and Nutrition Committee (VHSNC) and Rogi Kalyan Samiti (RKS)
- Review every maternal death/neonatal death/child death in the Gram Panchayat and identify actions for future.
- Ensure participation of the Gram Sabha and community in planning and monitoring the Village Health Plan
- Correlate the Village Plan on Sanitation and Water to the issues of Health
- Correlate and support the Village Health Plan, Village Plans on Water and Sanitation with the Theme plan in the GPDP
- Converge various nutrition/ food security schemes and programmes and make a comprehensive plan which will ensure the specific nutritional needs of infants, children, adolescent girls, women in reproductive age group, pregnant and lactating mothers and elderly.
- Organise social awareness campaigns on tobacco control/alcohol/illicit drugs and take control measures – ban and restrictions on sale of tobacco/illicit drugs.
- Map at village level of people with mental health problems, substance, drug and alcohol abuse and provide treatment, counseling and rehabilitation for these people and their families.
- Form emergency help centers and train and equip them to provide support and care services to victims of road traffic accidents. Strengthen emergency transport systems.
- Strengthen the emergency care systems in the health institutions in the Panchayat and ensure timely emergency care accessible to all.

People to support Panchayat

Auxiliary Nurse Midwives (ANMs), Doctors, ASHAs, Anganwadi workers, Teachers, government officials of various connected Departments



Theme 3: Child Friendly Panchayat

(SDG – 1, 2, 3, 4 and 5)

VISION

To ensure that all children are able to enjoy their rights for survival, development, participation and protection to reach their full potential

The SDGs cannot be achieved without the realization of child rights. As world leaders work to deliver on the 2030 promise, children around the globe is standing up to secure their right to good health, quality education, a clean planet and more. The leaders of tomorrow, children's ability to protect the future for us all depends on what we do to secure their rights today.

Poverty denies children their fundamental rights to nutrition, health, water, education, protection, shelter and more – diminishing their ability to build a better future for themselves and generations to come. Without global action, child poverty is likely to entrench social inequality and cut off the most vulnerable girls and boys from the services they need to survive and thrive. Nearly one in five children – an estimated 385 million – lives in extreme poverty worldwide.

Good nutrition is the bedrock of child survival, health and development. Well-nourished children are better able to grow and learn, to participate in their communities, and to be resilient in the face of disease, disaster and other emergencies. Worldwide, nearly half of all deaths in children under 5 are attributable to undernutrition. UNICEF works to lower the barriers to good nutrition, with a focus on preventing all forms of malnutrition – including stunting, wasting and being underweight. We do this to ensure that every child, young person and woman has the nutritious, safe, affordable and sustainable diets they need to reach their full potential.

More children and adolescents today are enrolled in pre-primary, primary and secondary education than ever before. And in general girls and boys have started attending school in nearly equal numbers. But for many children, schooling does not lead to learning. Progress improving access to education and the quality of learning has not been even across the world. Making sure that all children can go to school and learn is instrumental to fight poverty, prevent disease and build more resilient and peaceful societies. UNICEF focuses on equity and inclusion to provide all children – no matter who they are, where they live or how much money their family has – with quality learning opportunities and skills development programmes, from early childhood through adolescence.

The importance of a Child friendly Panchayat is already recognized in the current framework of awards from MoPR and awarding of Panchayats as Child friendly Panchayats on a comprehensive detailed defined questionnaire, that looks at various enabling and key aspects. Continuing the same, and aligning it also to the SDGs, Child friendly Panchayat is the thematic area selected for developing local level targets and indicators which includes different sustainable development goals. Its genesis is based on the rights listed under UNCRC and priority areas of National Policy for Children, 2013 which can be broadly integrated as follows:



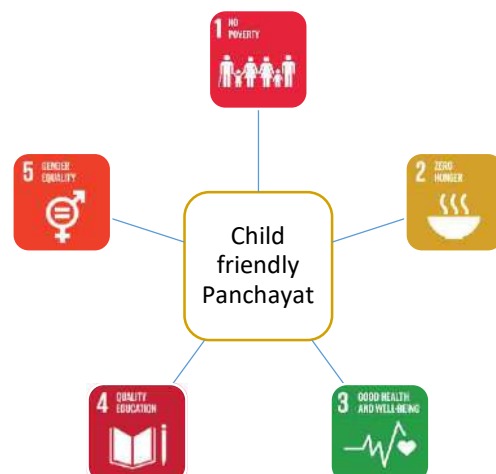
- ❖ Right to Survival – to life, health, nutrition etc.
- ❖ Right to Development – to education, care, recreation, cultural activities etc.
- ❖ Right to Protection – from exploitation, abuse, neglect etc.
- ❖ Right to Participation – to expression, information, thought etc.

This theme is an integration of multiple goals with a focus on developing a Child friendly Panchayat at local level. In fact the process and vision is towards Child Friendly Local Governance, which would go beyond just the Panchayat, and put the onus on all Ministries and Departments who have anything to do with children at the local level, to so align their policies, programmes, and programme delivery, that the overall governance system at local level is child friendly. Child Friendly Local governance may be defined as a Panchayat wherein:

- Every child has the opportunity to survive, grow, learn, play and be a part of the decision-making process or at least be aware of the local affairs and is better Informed to make a decision at an appropriate age.
- All members of the Panchayat understand, implement, promote child friendly activities, develop action plans based on children’s issues, develop services for children based on these issues and improve them if these already exist.
- Service delivery personnel of various departments at the village level implement and actively endorse child friendly activities for their protection, encouragement through their participation, respecting their opinion and eradicating all forms of discrimination against and amongst them.
- Children are happy, protected, respected – they have access to better healthcare, education, leisure and recreation, have a voice in the matters concerning them and are involved in the conduct of services or activities for them.
- Rights of the children are realized

Interlinkages of child friendly panchayat with respect to other SDGs

Interlinkages of child friendly panchayat with respect to other goals understood as those directly connected with child related indicators, and those that relate to impacts due to actions for Child friendly Panchayats gives a better understanding of between the targets for integrated governance and policy coherence for the implementation of Child friendly panchayats and local governance for SDGs.



- Goal 1: Target 1.3 offers appropriate social protection systems to fight against malnutrition, support small scale farming, access to food and ensure equitable use of resources.
- Goal 2: Targets 2.1, 2.2, 2.3 and 2.5 mainly aim to end malnutrition, access to food for the poor, support small scale farming and ensure equitable use of resources.
- Goal 3: Target 3.7 - Universal accesses to sexual and reproductive health-care services, information can be achieved through quality education.
- Goal 4: Quality Education is essential for all children for enabling their development, acquiring new skills for better employment and promote in gleaning opportunities throughout life.
- Goal: 5 -Target 5.1 –focus on eliminating gender disparities in education, education on gender equality, gender sensitive learning environments, literacy and end discrimination (4.5, 4.6, 4.7, 4b).
- Goal: 8-Targets 8.6- decent jobs and entrepreneurship reduce number of youth not in employment or education.
- Goal: 10 -Targets 10.2 & 10.3 offers equal access for all to education, especially the vulnerable, equality of opportunity, political, economic and social inclusions.
- Information and awareness on sustainable development (12.8) can be attained by the aid of SDG 4.7- acquire the knowledge and skills needed to promote Sustainable development.
- Base education is essential to tackle climate change mitigation, adaptation, and early warning (13.3).
- Goal 16: Target 16.2 to end abuse, exploitation, trafficking and all forms of violence against and torture of children.
- To effectively promote a culture of peace and non-violence by ensuring effective and accountable institutions and participatory and responsive decision- making (16.6, 16.7).

Local Indicator Frame Work (LIF)

Theme: 3 Child Friendly Panchayat: (SDG – 1, 2, 3, 4 and 5)

This Theme has 2 aspects to its assessment. One is the LIF. The other is a Report Card. The Report card will come from the children in the Panchayat. Their answers to the aspects concerning them will determine whether or not the Panchayat is Child friendly from the perception of children. This assessment in the form of a survey becomes necessary, for the reason that Indicators alone cannot capture the various aspects that are required to be covered for children and that are at field level, and do not find place even in a specifically tailored LIF. This twist in the Assessment and LIF will



add a lot of local flavour, greater involvement of Panchayats and participation of children in various processes that go along with the Theme to achieve Child Friendly Local Governance. UNICEF and Kerala have already done excellent work in this regard, and upscaling it for the SDGs for children would be ideally serving actions towards the achievement of this Theme.

National Indicators	Modified GP Level Indicator	Long term / short term / Immediate	Meta Data	Data Source
1.3: Implement nationally appropriate social protection systems and measures for all, including floors, and by 2030 achieve substantial coverage of the poor and the vulnerable				
1.To improve the activities of ICDS programme				
1.3.2: Number of Beneficiaries under Integrated Child Development Scheme – ICDS	1. Number of Beneficiaries under Integrated Child Development Scheme – ICDS	Immediate	No calculations	MA (112) /ICDS
	2. 0-3 Years of Children	Immediate	No calculations	MA (81)/ ICDS
	3. 3-6 Years of Children	Immediate	No calculations	MA (83) /ICDS
	4. Pregnant and lactating mother	Immediate	No calculations	MA (114+16) /ICDS
Target 2.1: By 2030, end hunger and ensure access by all people, in particular the poor and people in vulnerable situations, including infants, to safe, nutritious and sufficient food all year round				
2. Ensure quality nutritious food to all children aged under five years				
2.1.1: Percentage of children aged under 5 years who are underweight	5. Percentage of children aged under 5 years who are underweight	Long Term	N Children aged 0-59 months who are underweight	MA (88) / Health/ ICDS
			M Number of children in age group 0-59 months	MA (89+90) /ICDS
			D 100	



National Indicators	Modified GP Level Indicator	Long term / short term / Immediate	Meta Data	Data Source	
3.Facilitate enrolment of children, pregnant women and adolescent girls under ICDS 4. Reduce malnutrition among children, women. 5.Facilitate the nutritional needs of adolescent girls, pregnant and lactating women and older persons					
2.1.2: Proportion of beneficiaries covered under National Food Security Act 2013	6. Percentage of children under age 5 years who are wasted	Long Term	N	Children under 5 years who are wasted	Health /ICDS
			D	Number of children under 5 years age	Health /ICDS
			M	100	
	7. Percentage of Children age 6-59 months who are anemic (<11.0g/dl).	Long Term	N	Children aged 6-59 months who are anemic	MA (119) Health /ICDS
			D	Total Number of children in age group 6-59	MA (89 + 90) / Health /ICDS
			M	100	
	8. Percentage of Children age (5-14 years) who are anemic	Long term	N	No of Children age (5-14 years) who are anemic	Health
			D	Total no of Children 5-14 years)	GP
			M	100	
	9. Percentage of Adolescent (15-19) Girls who are anemic	Long term	N	Adolescent girls who are anemic	MA (87) / Health
			D	Total Number of adolescent girls	GP
			M	100	



National Indicators	Modified GP Level Indicator	Long term / short term / Immediate	Meta Data	Data Source	
Target 4.1: By 2030, ensure that all girls and boys complete free, equitable and quality primary and secondary education leading to relevant and effective learning outcomes					
6.Create environment for total enrolment and retention of children in school 7.Ensure quality of education through the PTAs/SMCs 8.Ensure that all girls and boys complete free, equitable and quality primary and secondary education					
4.1.1: Percentage of students in grade 3, 5, 8 and 10 achieving at least a minimum proficiency level in terms of nationally defined learning outcomes to be attained by pupils at the end of each of above grades	10. Gross Enrolment Ratio in higher secondary education.	Long Term	N	Number of enrolment in Glass XI to XII	School
			D	Population in 16-17 years of age	GP
			M	100	
	11. Net Enrolment Ratio in primary and upper primary education.	Long Term	N	No of enrolment in the age group 6-13 years of class I to VIII	School
			D	Total no of children in age group 6-13	School
			M	100	
	12. Out of total Youth who are 14-18 years how many are neither in school / training	Long Term	N	no of youth who are 14-18 years, how many are neither in school / training	GP
			D	Total No of youth 14-18	GP
			M	100	
Target 4.2: By 2030, ensure that all girls and boys have access to quality early childhood development, care and pre-primary education so that they are ready for primary education					
9.Ensure that all girls and boys have access to quality early childhood development, care and pre –primary education					
4.2.1: Participation rate in organized learning one year before official primary entry	13. Percentage of children between ages 3-6 receiving some form of formal pre-school	Long Term	N	No of Children Aged 3-6 years receiving some form of formal Pre School	GP Survey



National Indicators	Modified GP Level Indicator	Long term / short term / Immediate	Meta Data	Data Source
	education or early childhood care in AWC		education or early childhood	
			D Total No of Children aged 3-6 years	GP
			M 100	
Target 4.3: By 2030, ensure equal access for all women and men to affordable and quality technical, vocational and tertiary education, including university				
10.Ensure equal access for all women and men to affordable and quality technical, vocational and tertiary education				
4.3.2: Proportion of male-female enrolled in higher education, technical and vocational education	14.Ratioof male-female enrolled in higher education, technical and vocational education up to 18 years	Long Term	N No of Female enrolled in higher education, technical and vocational education.	School
			D No of Male enrolled in higher education, technical and vocational education.	
			M 100	
4.5 By 2030, eliminate gender disparities in education and ensure equal access to all levels of education and vocational training for the vulnerable, including persons with disabilities, indigenous peoples and children in vulnerable situations				
11.Eliminate gender disparity in all levels of education				
4.5.1: Gender Parity indices for Primary/ Secondary/Higher Secondary/Tertiary education	15.Ratio of male-female enrolled Primary/ Secondary/Higher Secondary	short Term	N No of Female enrolled in Primary/ Secondary/Higher Secondary	School
			D No of Male enrolled in Primary/ Secondary/Higher Secondary	
			M Nil	



National Indicators	Modified GP Level Indicator	Long term / short term / Immediate	Meta Data	Data Source
5.2: Eliminate all forms of violence against all women and girls in the public and private spheres, including trafficking and sexual and other types of exploitation				
12. Ensure safety and protection of all children in the Village				
5.2.5: Proportion of trafficking of girl children to total children trafficked during the calendar year, (in percentage)	16. number of missing children	Immediate	Number	police
5.2.4: Proportion of sexual crime against girl children to total crime against children during the calendar year, (in percentage)	17. Number of POCSO offences	Immediate	number	police
3.5 Strengthen the prevention and treatment of substance abuse, including narcotic drug abuse and harmful use of alcohol				
13. Strengthen the prevention and treatment of substance abuse, including narcotic drug abuse and harmful use of alcohol				
3.5.2: Number of persons treated in de-addiction centres (in number)	18. Percentage of Children upto 18 years treated in de-addiction centres	Short term	N No of Children (upto 18 years)treated in de addiction Centres	GP
			D Total No of persons treated in de addiction centres	GP
			N 100	
4.5: By 2030, eliminate gender disparities in education and ensure equal access to all levels of education and vocational training for the vulnerable, including persons with disabilities, indigenous peoples and children in vulnerable situation				
14. Ensure equal access to education for persons with disabilities				
	19 Percentage of children with disabilities receiving	Immediate	N No of Children with disabilities receiving early	GP



National Indicators	Modified GP Level Indicator	Long term / short term / Immediate	Meta Data	Data Source	
4.5.1: Enrolment ratio of children with disabilities	Early Childhood Intervention		Childhood Intervention		
			Total No of Children with disabilities	GP	
			N 100		
	20. Percentage of children with disabilities enrolled in schools/ special schools	Immediate	N	No of Children with disabilities enrolled in Schools/Special Schools	GP
			D	Total no of Children with disabilities	GP
		N 100			

Mapping of Targets to schemes at GP level

Scheme mapping with respect to SDG targets and modified GP level targets portray the possible points of actions at local level. This will be a guideline for the GPDP to modify their developmental activities and further help in achieving the desired targets at GP level. *The Schemes mapped is given in Annexure 7.*

Role of Panchayat in Thematic Area on Child Friendly Panchayat

The thematic area on Child Friendly Panchayat (SDG 1,2,3,4 and 5) and the relation with respect to 29 subjects transferred to the Panchayats shows that there are areas in which Panchayats have a role and the potential of contributing to the eradication of poverty. Those subjects with respect to goals 1, 2, 3, 4 and 5 are:

- Education including primary and secondary school, technical training and vocational education, Adult and non-formal education and Libraries
- Poverty alleviation programmes
- Family welfare, Women and child development
- Social welfare, including welfare of the handicapped and mentally retarded
- Welfare of the weaker sections, and in particular, of the Scheduled Caste and scheduled Tribes



Interestingly, Sports development is not directly mentioned. Panchayats can play a key role in supporting and developing of local talent in various Sports and work across Panchayats horizontally and vertically.

Gram Panchayat –Action Points

- Checking for dropouts and irregular attendance in schools
- Monitoring quality of education through the PTAs/SMCs
- Facilitating provision of facilities of transportation/ Hostel for children living in geographically isolated areas.
- Facilitating access to entitlements like scholarships/stipend, free uniform, text books, insurance, teaching -learning materials, stationery, midday meals for children
- Facilitating special needs children to access schools/special schools
- Ensuring construction of girls’ toilets where none exist and make dysfunctional toilets functional in collaboration with relevant agencies.
- Facilitating analysis of the reasons for dropouts and irregular attendance and to formulate possible solutions, through people’s participation
- Facilitating conduction of evening schools, mobile schools, local learning centers and residential camps for providing bridge courses for drop outs/out of school children.
- Promoting awards/ incentives/certificates/gifts etc. in public gathering to children as a mark of recognizing their achievements in academics / sports/games etc.
- Supporting and enabling conduct of Sports events , identifying talent and enabling it to be nurtured and taken to higher levels to full potential
- Liaising with relevant departments to post teachers in vacant positions.
- Facilitating development of a comprehensive education plan to improve the basic physical facilities / physical environment / social environment / incentives / class room processes/ monitoring / assessment of children /community support etc.
- Liaising with relevant departments/agencies to improve the facilities and infrastructure of Anganwadis
- Promoting incentives, teaching learning materials, stationary etc. to those children enrolled in preschools/ Anganwadis.
- Strengthening pre-school Anganwadi welfare committees.
- Promoting Total Literacy Campaign (TLC) approach for eradication of adult illiteracy
- Facilitating strengthening of existing libraries in supporting literacy programmes
- Take steps to create an in depth understanding of the term ‘poverty’ among the Panchayat committee and other community volunteers
- Disseminate information about various schemes for poor and vulnerable through ASHA workers, Anganwadi workers and school teachers
- Develop criteria for identification of the poor, destitute and vulnerable



- Initiate participatory surveys for their identification and need assessment
- Ensure transparency in the selection process/providing benefits
- Set the goals and targets for your Gram Panchayat.
- Develop a comprehensive programme based on need assessment, goals and targets through GPDP
- Converge different agencies, their programmes and schemes and community organizations which can support the Gram Panchayat
- Develop a monitoring mechanism for the actions
- Disseminate information on possibilities of scientific agriculture and respective schemes through the Gram Sabha.
- Formation of labour bank along with adequate machines and skill up gradation.
- Prepare a target register for population vulnerable to hunger and malnutrition and monitor their status with the support of relevant department and agencies

People to support Panchayat

Self-Help Groups (SHGs) and their federations, NRLM CRPs, Rozgarsevaks, literacy workers, teachers, PTA/ school management committee (SMC), Anganwadi workers, ICDS supervisors, health workers, ASHAs, doctors, police, Child Protection officials, VLCPC, local experts, social activists, and other agencies, other department officials, Sports officials and Associations



Theme 4: Water Sufficient village

(SDG 6, 15)

VISION

A village with Functional House Tap Connections to all, with targeted standard of quality water supply, good water management and abundant water availability for agriculture and all needs, and conserving its water ecosystem

Water is essential for human life. Various water sources include rain, streams, rivers, lakes, ponds, open wells, bore wells, tube wells etc. Every household needs water for a number of purposes like cooking, drinking, washing of utensils, cleaning of the house, bathing, washing of clothes, personal sanitation, for house hold animals and watering plants around the house. Water is required for use in AWCs, Schools, Health centres, other buildings in the GP. Water is required for agriculture and allied activities, industry, and other establishments. The challenge is to ensure water of adequate quality in sufficient quantities for each purpose so that the quality of life is improved.

Sanitation is directly connected to availability of water. Functional toilets at household level, community level, in markets, other public places, need water to enable the maintenance in neat and clean manner.

Some GPs are naturally endowed with water and good rainfall to balance the availability and drawal of water. Many more have however to deal with falling water levels and lack of water for meeting basic needs for household and agriculture, especially in years of poor rainfall. Matters of grave concern are vanishing water bodies and interference with and over exploitation of the natural freshwater ecosystems. Recognizing how important this is to people and planet, the SDGs give immediate attention and set the target for 2020 itself:

Target 15.1 By 2020, ensure the conservation, restoration and sustainable use of terrestrial and inland freshwater ecosystems and their services, in particular forests, wetlands, mountains and drylands, in line with obligations under international agreements

Over exploited blocks, grey blocks are being given special attention. Water recharge structures, rain water harvesting, water management, water source augmentation, are amongst key areas of action.

Jal Jeevan Mission, is envisioned to provide safe and adequate drinking water through individual household tap connections by 2024 to all households in rural India. The programme will also implement source sustainability measures as mandatory elements, such as recharge and reuse through grey water management, water conservation, rain water harvesting.

A critical issue in water availability is the quality of water. Source contamination by improper waste and waste water disposal, untreated water disposal, intrusion of sea water, etc pose challenges to be addressed through different measures. In addition to the JJM, as part of Swachh Bharat Abhiyan, activities are covering ensuring water availability that is necessary for functional



toilets, mitigating the contamination of soil and water sources, and use of grey water. Flagship programmes in Agriculture and Rural Development also have water as top items of the agenda.

A village short on water will be short on all aspects of life. If a village had to choose between augmenting for water and construction of a GP building, undoubtedly its first choice would be for water. A water sufficient village is a primary goal.

Interlinkages of water sufficient village with respect to other SDGs

The Theme is based in SDG 6 Water and Sanitation and directly affects SDG 15, Life on land, and associated targets with respect to almost all other goals that are impacted or dependent on this Theme. This understanding of interlinkages among the goals and between the targets is crucial for integrated governance and policy coherence for the implementation of SDGs.



- SDG 1 Poverty affects access to water and lack of adequate water in dryland farming leads to low incomes of the marginal farmers and landless labourers dependent on agriculture (1.4).
- SDG 2 connecting water to agricultural productivity (2.3) and sustainable food production systems (2.4)
- SDG 3 Water borne diseases (3.3) and diseases and deaths due to water and soil pollution (3.9)
- SDG 4 Educating the children on WASH practices and through them reaching the community
- SDG 5 gender equality – women and girls bear the brunt of lack of water. It is women who travers long distances to fetch water, and women and girls whose presence is there at water fountains. Rarely does upbringing see boys fetching water in pots.
- SDG 8 Only when women and girls are spared the work of collecting water for the needs at the household can they find time to be in productive employment
- SDG 9 is successfully incorporated *via* integrated water resource management, quality, and reliable, sustainable and resilient infrastructure (6.5 & 9.1).
- SDG 10 Making quality water in adequate quantity accessible and available to all is one of the important aspects to reduced inequalities
- SDG 11 Sustainable Cities and communities' access to basic services undoubtedly covers water and in that the contribution of rural areas is substantial.
- SDG 12 Sustainable and efficient use of natural resources (12.2) ; Recycling and safe reuse of water, reduce release of chemicals and waste into water and reduce waste generation (12.4, 12.5) provide healthy, hygiene environment.
- SDG 13 Climate change impact mitigation and adaptation measures for ensuring Water sufficiency
- SDG 14 on Life below water in particular relating to coastal areas and impact on marine ecosystems
- SDG 15 Life on land, completely dependent on Water
- The virtual full listing of all goals goes to show the centrality of a Water sufficient village to the SDGs.



Local Indicator Frame Work (LIF)

Theme 4: Water Sufficient village (SDG 6,15)

National level Indicators	Modified GP Level Indicator	Long term /short term /Immediate	Meta Data	Data Source			
Target 6.1: By 2030, achieve universal and equitable access to safe and affordable drinking water for all							
1. Providing access to clean Water to all households and public buildings in the villages by 2024.							
6.1.1: Percentage of Population getting safe and adequate drinking water within premises through Pipe Water Supply	1. Percentage of Functional Household Water Tap connections (FHTC)	Long term	N	No of Households with functional tap connection	GP		
			D	Total no of Household	GP		
			M	100			
	2. Percentage coverage of Water supply in schools, Anganwadis and public institutions	Long term	N	No of schools, Anganwadis and public institutions with water supply	GP		
			D	Total no of schools, Anganwadis and public institutions	GP		
			M	100			
	3. No of days of supply of water during the year	Long term	Number	GP			
	4. Whether the periodic cleaning of Over Head Tanks (OHTs), Ground Level Reservoirs (GLRs) and Hand Pump platforms in rural areas and providing drinking water with effective chlorination.	Immediate	Yes/no		GP level register		
			5. Percentage of Water sample testing using Field Test Kit (P)	Immediate	N	No of Water Sample tested using FTK	GP/JJM
					D		
6.1.2: Percentage of population using an improved drinking water source	6. Whether the drinking water source is well maintained. no waste water enters into the source and well	immediate		GP			



National level Indicators	Modified GP Level Indicator	Long term /short term /Immediate	Meta Data		Data Source
	protected from any contamination (Y/N)				
Target 6.2: By 2030, achieve access to adequate and equitable sanitation and hygiene for all and end open defecation, paying special attention to the needs of women and girls and those in vulnerable situations					
2. Provide access to Sanitation in the villages					
6.2.1: Proportion of households having access to toilet facility	7. Percentage of functional IHHL Toilets	Short term	N	No of functional IHHL Toilets	GP
			D	Total No of Toilets	GP
			M	100	
	8. Percentage Availability of toilets separately for men and women at public buildings, Schools, markets, Anganwadis (child friendly toilets)	Immediate	N	No of public buildings, Schools, markets, Anganwadis having at least one separate toilet for men and Women	GP
			D	No of public buildings, Schools, markets, Anganwadis	GP
			M	100	
3 Achieve ODF Sustainability					
6.2.2: Percentage of Districts achieving Open Defecation Free target	9. Percentage of community and institutional toilets having a toilet designed for Divyang (Disabled)	Immediate	N	No of community and institutional buildings having toilets designed for Divyang	GP
			D	Total no of community and institutional buildings with toilets	GP
			M	100	
	10. Percentage of community and institutional Toilets having water facility & soap for hand washing.	Immediate	N	No of community and institutional Toilets having water facility & soap for hand washing	GP
			D	Total no of community and institutional toilets in GP	GP
			M	100	
	11. Whether the of public and institutional toilets are kept clean	Immediate	Yes /no		GP



National level Indicators	Modified GP Level Indicator	Long term /short term /Immediate		Meta Data	Data Source	
4. Grey Water management						
	12. Percentage of HH having grey water discharge facility at HH level or connected to grey water drainage line	long term	N	No of HH having grey water discharge facility at HH level or connected to grey water drainage line	GP	
			D	Total No of HHs	GP	
			M	100		
	13. Percentage of institutions, / buildings having grey water drainage line	Short term	N	No of institutions, / buildings having grey water drainage line	GP	
			D	Total no of institutions, / buildings	GP	
			M	100		
Target 6.4: By 2030, substantially increase water-use efficiency across all sectors and ensure sustainable withdrawals and supply of freshwater to address water scarcity and substantially reduce the number of people suffering from water scarcity						
5. Per capita availability of water in villages						
6.4.1: Percentage ground water withdrawal against availability	14. Per capita supply of water LPCD in the village (Target 55LPCD as per JJM norms)	Long term			GP	
6.4.2: Per capita storage of water, person			15. Whether Water supply unhindered to tail end HH (Y/N)	Immediate		GP
6.4.3: Per capita availability of water						
Target 6.a: By 2030, expand water- and sanitation-related activities and programmes, including water harvesting, desalination, water efficiency, wastewater treatment, recycling and reuse technologies						
6.Construction of rain water harvesting and recharge works						
	16. Percentage of public buildings having functional rainwater harvest mechanisms which are maintained well.	Long term	N	No of Public buildings having functional Rainwater harvesting structures and well maintained	GP	
			D	No of public buildings	GP	
			M	100		
	17. Percentage of houses are having functional rainwater harvest	Long term	N	No of houses having functional Rainwater harvesting structures and well maintained	GP Survey	
			M	Total No of Houses	GP Survey	



National level Indicators	Modified GP Level Indicator	Long term /short term /Immediate	Meta Data		Data Source
	mechanisms which are maintained well.		D	100	
7.Safeguarding of water bodies					
	18. Percentage of village water bodies/ Tanks de-slugged / deepened or Special repair carried out	Long term	N	No of Water bodies / Tanks de-slugged / deepened or Special repair carried out	GP
			D	Total No of Water Bodies/Tanks	GP
			M	100	
Target 6.b: Support and strengthen the participation of local communities in improving water and sanitation management					
8. Constitution of VWSCs in each Gram Panchayats					
6.b.1: Proportion of villages with Village Water & Sanitation Committee [VWSC]	19. Whether the VWSC is functional in the GP (Yes/No)	Immediate			GP
	20. Water users association 21. Agriculture holdings covered in WUA to the total Agricultural holdings	Short term	N	Agriculture holdings covered in WUA to the	GP
			D	Agriculture holdings	GP
			M	nil	
	22. Whether Functional WUA	Short term	Yes/no		GP
9. Water efficient Agricultural practices					
	23. Proportion of area under drip/micro irrigation to total irrigated land	Short term	N	No of Area under Drip/Micro irrigation	Agri
			D	Total irrigated land	Agri
			M	Nil	
	24. Proportion of farmers practicing Integrated farm management practices.	Short term	N	No of farmers practicing integrated Farm management practices	Agri
			D	Total no of Farmers	Agri
			M	Nil	
	25. Proportion of farmers having wells but don't adopt micro irrigation	Short term	N	No of Farmers having a wells but don't adopt micro irrigation	Agri
			D	Total no of Farmers having a well	Agri
			M		



Mapping of schemes at GP level

Water so connected with almost all goals, would naturally be reflected in components for water being available in very many schemes of various Ministries. Jal Jeevan Mission, sole purpose is water sufficiency and provision of 55 lpcd at household level by 2024. Schemes of Agriculture, with huge focus on Minor irrigation and water conservation and efficient use, Water harvesting structures under multiple scheme of Centre and State through various Ministries and Departments amongst many others. Scheme mapping with respect to the Targets of Theme of Water sufficient village is given in Annexure 8. This will be a guideline for the GPDP to modify their developmental activities and further help in achieving the desired targets at GP level.

Role of Panchayat in Thematic Area Water Sufficient Village

All three tiers of PRIs have their role in achieving a Water sufficient village status. In relation to 29 subjects transferred to the Panchayats shows that there are areas in which Panchayats have a key role and potential of contributing to the establishment of Water sufficient village:

- Drinking water
- Minor irrigation, water management, and watershed development
- Agriculture
- Fisheries
- Maintenance of community assets
- Health and sanitation

Further the Panchayats funds received under MGNREGS can contribute greatly to this. The XVth FC has provided for funds necessarily to be spent on Water related aspects to the extent of 30% of devolution.

Except for the State PWD water projects all other water bodies are with the PRIs and community assets necessarily to be maintained by the respective level of PRI.

Gram Panchayat –Action Points

- Situation analysis - Assess the present status and water levels and quality of water in the area, water needs, sources, liquid waste being generated through participatory surveys so that the need for water supply, grey water management, facilities can be ascertained.
- Set the water and sanitation goals and targets for the Gram Panchayat
- Select appropriate technology choice for water supply and grey water management in the Gram Panchayat based on participatory assessment
- Ensure adequate, functional clean toilet facilities in schools (separately for boys and girls) and anganwadis
- Ensuring maintenance of toilets of public places including those in markets and Gram Panchayat premises
- Identify appropriate schemes, state/national/international agencies, their programmes and schemes, non-Governmental agencies and companies which can support availability of water

supply, source sustainability, water conservation, watershed management, etc and reduction for source contamination, and waste water management programmes.

- Liaise with respective agencies for ensuring adequate water supply, clean drinking water and water analysis and measurement
- Form people's committees and building their capacity for managing the assets existing and being created.
- Educate all households on the key aspects of usage and management of water and sanitation assets.
- Undertake water budgeting annually and sharing information with villagers for appropriate crop selection
- Monitor and problem solve during programme implementation and after.

People to support Panchayat

Water supply scheme operators, masons, registrants of MGNREGS, SHGs, Swachhta doots, health workers, teachers, NGOs.



Theme 5: Clean and Green

(SDG – 6, 7, 12, 13, 14 and 15)

VISION

Creating a village for the future of our children, which is lush and green with nature's bounty, using renewable energy, clean, protecting environment and climate resilient

"Green" refers to a world in which natural resources, including oceans, land, and forests, are sustainably managed and conserved to improve livelihoods and ensure food security, and most importantly protect the environment for future generations. "Clean" refers to access to safe & adequate drinking water and sanitation services, low-pollution, low-emission world in which cleaner air, water, and oceans enable people to lead healthy, productive lives.

The critical issues connecting people and nature, urgent need to protect environment from further degradation, try and restore to the maximum extent what can be done by man, to ensure environment sustainability and secure the future of our planet, for the future generations, are so important that these have been put down globally for the year 2020.

15.3 By 2020, combat desertification, restore degraded land and soil..

15.2 By 2020, ensure the conservation, restoration and sustainable use of terrestrial and inland freshwater ecosystems and their services, in particular forests, wetlands, mountains and drylands

15.1 By 2020, promote the implementation of sustainable management of all types of forests, halt deforestation, restore degraded forests and increase afforestation and reforestation

14.4 By 2020, effectively regulate harvesting and end overfishing, illegal fishing

12.4 By 2020, achieve the environmentally sound management of chemicals and all wastes throughout their life cycle.

The impacts of Climate change and the still more devastating impacts that is to come, are linked to these and immediate attention on these is called for. This Theme addresses these essentials of life and how Panchayats can relate to them and act on them.

Water is essential for human life. Various natural water sources include rain, streams, rivers, lakes, ponds, etc. need to be rejuvenated, and protected. Protection not only from overuse, but also that its usage for most purposes leads to further contamination of the remaining water from domestic, agriculture and industrial uses. Soil impact due to deforestation, agricultural practices and industrial wastes, impacts not just the local area but the overall ecosystem. Extreme care and careful measures are required to avoid this.

Water and sanitation, are covered in particular for direct benefit to people through two major mission mode scheme – Jal Jeevan Mission and Swachh Bharat Mission (Abhiyan). As part of



Swachh Bharat Abhiyan, a lot of activities are undertaken to ensure a clean India. Many of the sanitation activities are aimed at mitigating the contamination of soil and water sources. Freedom from open defecation is the goal for all villages of India. SDG 6 addressed the availability and sustainable management of water and sanitation for all and some of the targets are highly relevant to the Theme of Clean and green and hence also included here Use of clean and renewable energy is necessary for dealing with the energy needs as well as benefits to environment, and the reduced expenditures for Panchayats with growing demands for power, with improved standard of living, and access to various technology for domestic, agriculture and business use.

The SDGs draw attention again and again to the importance of environment for existence of man and all living species. Panchayats, in fact, have a countering role to play, as they counter the damage to environment by the growth of cities and industries. However, the increasing Green House Gases from livestock and air pollution and soil pollution due to certain agricultural practices are a matter of grave concern. Hence, Panchayats have an extremely important role and place, starting with their own village to address the issues and contribute to the whole of environment, in more ways than one. Clean and green environment in panchayats is the lifeblood towards achieving sustainable development. In terms of the environmental dimension of development, the SDGs cover natural resource management, climate change, water-related issues, marine issues, biodiversity and ecosystems, circular economy, environmentally sound management of chemicals and waste, and much more. Environment means the surrounding habitat of man. In its widest sense, it refers to the entire earth with its green forests, the oceans, the layers of air and oxygen. This leads to Goals 12, 13, 14 and 15 as being categorized as ‘Environmental SDGs.’

Interlinkages of Clean and Green with respect to Other SDGs

Interlinkage of SDG Clean and Green and associated targets with respect to other goals are established among and between each other to form a network of interlinkages. This Understanding of interlinkages among the goals and between the targets is crucial for integrated governance and policy coherence for the implementation of SDGs.



- SDG 6 is successfully incorporated into SDG9 *via* integrated water resource management, quality, and reliable, sustainable and resilient infrastructure (6.5 & 9.1).
- Recycling and safe reuse of water, reduce release of chemicals and waste into water and reduce waste generation (12.4, 12.5) provide healthy, hygiene environment.
- SDG 7 is directly linked to SDG Clean and Green in case of increasing share of renewable energies and energy efficiency, upgrading infrastructure, increased resource use efficiency and clean technologies (7.1, 7.2, 9.4).
- Targets 7.1 & 7.2 conveys the idea of increasing share of renewable energies and energy efficiency which is a way of sustainable consumption of resources which indeed to attain SDG clean and green timely.
- Targets 12.8 & 13.3 stand for raise awareness and education on sustainable waste generation will contribute to mitigation of disasters associated with climate change.
- Target 6.6 conveys the protection and restoration of water-related ecosystems that indirectly blends with target 15.4- conservation of mountain ecosystems (water bodies/ streams).
- Target 14.7 tries to increase economic benefits to SIDs and LDCs from sustainable use of marine resources which facilitates sustainable tourism depicted on Target 8.9.
- Target 14.4 accounts to fight illegal, unreported and unregulated fishing, which can have attained only through accountable and transparent institutions (target 16.6).
- The sustainable management and efficient use of natural resources converged in target 12.2 paves the way for SDG clean and green attainment.

Local Indicator Framework

Theme 5 - Clean And Green

(SDG – 6,7, 12, 13,14 and 15)

National level Indicators	Modified GP Level Indicators	Long Term / Short Term / Immediate	Meta data	Data Source	
Target 6.2: By 2030, achieve access to adequate and equitable sanitation and hygiene for all and end open defecation, paying special attention to the needs of women and girls and those in vulnerable situations					
1. Provide access to Sanitation in the villages					
	1. Percentage of functional IHHL Toilets	Short term	N	No of functional IHHL Toilets	GP



National level Indicators	Modified GP Level Indicators	Long Term / Short Term / Immediate	Meta data	Data Source
6.2.1: Proportion of households having access to toilet facility			D Total No of Toilets	GP
			M 100	
	2. Percentage of population that does not have space for construction of toilets covered by community toilets	Immediate	N No of Persons covered by Community toilets	GP
			D Total no of Persons not having space for construction of Toilets	GP
			M 100	
	3. Percentage Availability of toilets separately for men and women at public buildings, Schools, markets, Anganwadis (child friendly toilets)	Immediate	N No of public buildings, Schools, markets, Anganwadis having at least one separate toilet for men and Women	GP
		D No of public buildings, Schools, markets, Anganwadis	GP	
		M 100		
2. Achieve ODF Sustainability				
6.2.2: Percentage of Districts achieving Open Defecation Free target	4. Percentage of community and institutional toilets having a toilet designed for Divyang (Disabled)	Immediate	N No of community and institutional buildings having toilets designed for Divyang	GP
			D Total no of community and institutional buildings with toilets	GP
			M 100	
6.2.3: Proportion of schools with separate toilet facility for girls	5. Percentage of community and institutional Toilets having water facility & soap for hand washing.	Immediate	N No of community and institutional Toilets having water facility & soap for hand washing	GP
			D Total no of community and institutional toilets in GP	GP
			M 100	
	6. Whether the of public and institutional toilets are kept clean	Immediate	Yes /no	GP
3. Solid Waste Management				



National level Indicators	Modified GP Level Indicators	Long Term / Short Term / Immediate	Meta data	Data Source	
	7. Percentage of HHs segregating the dry and wet waste	Short term	N	No of HHs segregating the dry and wet waste	GP
			D	Total no of HHs	GP
			M	100	
	8. Percentage of Institutions and businesses segregating the dry and wet garbage	Short term	N	No of institutions and businesses segregating the dry and wet waste	GP
			D	Total no of institutions	GP
			M	100	
	9. Whether the Scientific disposal / recovery of non-biodegradable wastes (plastic, glass, metal, etc.)	Short term		Yes/no	GP
	10. Whether the Scientific treatment of biodegradable waste	Short term		Yes/no	GP
	11. Whether the Safety measures followed for the sanitation workers in GP	Immediate		Yes/no	GP
	4. Liquid waste management				
	6.2.1: Proportion of households having access to toilet facility	12. Percentage of households having access to safe toilets	Immediate	N	No of Households having access to Safe Toilets
D				Total No of Households	GP
M				100	
13. Percentage of households having no litter around them		Immediate	N	No of Households having no litter around them	GP
			D	Total No of Households	GP
			M	100	
14. percentage of houses having no stagnant waste water around them	Immediate	N	No of Households having no stagnant waste water around them	GP	
		D	Total No of Households	GP	
		M	100		
15. Percentage of public places having no litter around them.	Short term	N	No of Public Places having no litter around them	GP	



National level Indicators	Modified GP Level Indicators	Long Term / Short Term / Immediate	Meta data	Data Source
	The public places include schools, anganwadis, hospitals, etc.		D Total No of Households	GP
			M 100	
Target 7.2: By 2030, increase substantially the share of renewable energy in the global energy mix				
5. Use clean energy in the panchayat				
7.2.1 Renewable energy share in the total installed electricity generation	16. Percentage of Renewable Energy used for: a. streetlights b. Pump sets	Short term	N No of street lights or pump sets using renewable energy	GP
			D Total No of street lights or pump sets	GP
			M 100	
	17. Proportion of lighting systems using LED lights including street lights	Short term	N No of lightning systems including street lights using LED	GP
			D Total no of lightning systems including street lights	GP
			M	
12.4 By 2020, achieve the environmentally sound management of chemicals and all wastes throughout their life cycle, in accordance with agreed international frameworks, and significantly reduce their release to air, water and soil in order to minimize their adverse impacts on human health and the environment				
6. Achieve the environmentally sound management of chemicals and all wastes throughout their life cycle				
Percentage use of nitrogenous fertilizer out of total N,P,K, (Nitrogen, Phosphorous, Potassium) (used in SDG India Index 3.0)	18. Percentage of net area under organic Farming	Short term	N Area under Organic Farming	Agri
			D Net Sown area	Agri
			M 100	
	19. Percentage use of nitrogenous fertilizer to total fertilizer (N, P & K)	Short term	N Consumption of Nitrogenous fertilizer during the reference year	Agri
			D Consumption of Nitrogenous fertilizer during the reference year	Agri
			M 100	
12.5 By 2030, substantially reduce waste generation through prevention, reduction, recycling and reuse				



National level Indicators	Modified GP Level Indicators	Long Term / Short Term / Immediate	Meta data	Data Source	
7. Substantially reduce waste generation through prevention, reduction, recycling and reuse					
12.5.1: Number of waste recycling plants installed	20. Percentage of households connected to some form of sewage treatment system	Short Term	N No of Households connected to some form of sewage treatment system	GP	
			D Total no of Households	GP	
			M 100		
	21. Whether waste water treated (Y/N)	Immediate	Yes/No		GP
	22. Whether Solid waste regularly collected, segregated and recycled	Immediate	Yes/No		GP
	23. Proportion of HH using waste water as grey water	Short term	N No of Households using waste water as grey	GP	
			D Total no of households	GP	
			M 100		
	24. Has the panchayat banned single use plastic?	Short Term	Yes/No		GP
	14.4 By 2020, effectively regulate harvesting and end overfishing, illegal, unreported and unregulated fishing and destructive fishing practices and implement science-based management plans, in order to restore fish stocks in the shortest time feasible, at least to levels that can produce maximum sustainable yield as determined by their biological characteristics				
8. Effectively regulate harvesting and end overfishing, illegal, unreported and unregulated fishing and destructive fishing practices					
14.4.1 Maximum Sustainable Yield (MSY) in fishing.	25. Whether GP has taken steps for Sustainable fishing?	Short term	Yes/No Definition: Sustainable fishing-effectively regulate harvesting and end overfishing, illegal, unreported and unregulated fishing and destructive fishing	GP	



National level Indicators	Modified GP Level Indicators	Long Term / Short Term / Immediate	Meta data	Data Source
			practices and implement science-based management plans. Improve marketing	
	26. Whether Community ponds used for fisheries	Short term	Yes/No	MA (29) /GP
14.a Increase scientific knowledge, develop research capacity and transfer marine technology, taking into account the Intergovernmental Oceanographic Commission Criteria and Guidelines on the Transfer of Marine Technology, in order to improve ocean health and to enhance the contribution of marine biodiversity to the development of developing countries, in particular small island developing States and least developed countries				
9. Increase scientific knowledge, develop research capacity and transfer marine technology				
14.a.1: Allocation of budget resources (Budget Estimates) for Ocean Services, Modelling, Applications, Resources and Technology (OSMART) scheme, (in Rs. Crore)	27. Allocation of budget resources for fisheries sector	Immediate		GP
	28. Number of Training on adaptation of scientific technology to preserve marine life for the Elected Representatives & other stakeholders	Short		GP
14.b Provide access for small-scale artisanal fishers to marine resources and markets				
10. Provide access for small-scale artisanal fishers to marine resources and markets				
14.b.1: Assistance to the traditional/artisanal fishers for procurement of FRP boats and other associated fishing implements, (in Number & in Rs. lakh)	29. Whether there is adequate infrastructure facilities for fishing	Long	Adequate infrastructure – To be defined	GP
	30. Percentage of Fishers in Fish Farmer Producers organization (FFPOs)	Short	N No of Fishers in FFPOs	GP
			D Total no of fishers M 100	GP
	31. Percentage of Fishers having received any assistance	Short	N No of fishers received any	GP



National level Indicators	Modified GP Level Indicators	Long Term / Short Term / Immediate	Meta data	Data Source
	from Govt for improvement in Fisheries		assistance from Govt for improvement in Fisheries	
			D Total no of fishers	GP
			M 100	
15.1 By 2020, ensure the conservation, restoration and sustainable use of terrestrial and inland freshwater ecosystems and their services, in particular forests, wetlands, mountains and drylands, in line with obligations under international agreements				
11. Ensure protection of water bodies, wet lands, forests from pollution, encroachment and indiscriminate usage.				
12. Ensure conservation of forest, barren lands, public lands				
13. Promote Community based management of natural resources				
15.1.1: Forest cover as a percentage of total geographical area	32. Proportion of tree cover to total geographical area	Short	N Area under Tree Cover	GP
15.2.3: Tree cover as percentage of total geographical area			D Total Geographical Area	GP
			M NIL	
Percentage of Tree Outside Forest (TOF) in total forest cover.	33. Number of standing committee / working committee constituted for restoration of natural conservation	Long		revenue
	34. Is the People Bio-diversity Register is updated?	Short	Yes/No	GP
	35. Are steps taken by the GP to prevent soil erosion?	Short	Yes/No	GP
	36. Percentage of restoration of water bodies in the hilly areas (O	Short	N No of Water Bodies restored in the hilly areas	GP
			D Total no of Water Bodies	GP
			M 100	
15.2 By 2020, promote the implementation of sustainable management of all types of forests, halt deforestation, restore degraded forests and increase afforestation and reforestation by [x] per cent globally				



National level Indicators	Modified GP Level Indicators	Long Term / Short Term / Immediate	Meta data		Data Source
14. Promote the implementation of sustainable management of all types of forests					
15.2.1: Percentage change in Forest Cover	37. Number of plant nurseries created in the panchayat	Short			GP
15.2.2: Total area covered under different afforestation schemes (in Hectare)	38. Number of Trees Planted under Social Forestry Program in the Village (O)	Short			GP
15.2.3: Tree cover as percentage of total geographical area	39. Proportion of Area in high slope areas, barren lands and other common lands covered by trees.	Long term	N	Area in high slope areas, barren lands and other common lands covered by trees.	GP
			D	Total area under high slope areas, barren lands and other common lands	GP
			M		
	40. Percentage survival of Trees planted under social forestry program in the village (O)	Long term	N	No of Tree planted under Social Forestry Program in the Village is survived	GP
			D	Total no of Trees planted under Social Forestry Program	GP
			M	100	
	41. Whether the nurseries created in the school in the GP	Short term	Yes/No		GP
15.3 By 2020, combat desertification, restore degraded land and soil, including land affected by desertification, drought and floods, and strive to achieve a land-degradation-neutral world					
15. Combat desertification, restore degraded land and soil					
	42. Percentage of fallow area restored.	Immediate	N	Fallow land area restored	Agri



National level Indicators	Modified GP Level Indicators	Long Term / Short Term / Immediate	Meta data		Data Source
15.3.1: Proportion of land that is degraded over total land area, 2015-16			D	Area under Fallow land	Agri
			M	100	
	43. Percentage increase in net sown area	Short term	N	Net sown area in reference period – net sown area preceding reference year	Agri
			D	net sown area preceding reference year	Agri
			M	100	
15.5 Take urgent and significant action to reduce the degradation of natural habitats, halt the loss of biodiversity and, by 2020, protect and prevent the extinction of threatened species					
16. Take urgent action to end poaching and trafficking of protected species of flora and fauna					
15.5.1: Red List Index	44. Number of cases registered under the Wildlife Protection Act, 1972	Short			GP
15.b Mobilize significant resources from all sources and at all levels to finance sustainable forest management and provide adequate incentives to developing countries to advance such management, including for conservation and reforestation					
17. Mobilize significant resources from all sources and at all levels to finance sustainable forest management					
15.b.1: Percentage of government spending on environmental protection to total government expenditure	45. Percentage of local government spending on environmental protection	Long	N	GP spending on Environmental Protection	GP
			D	Total Expenditure	GP
			M	100	

Mapping of Schemes at GP level

Scheme mapping with respect to SDG target and modified GP level target portray the possible points of actions at local level. This will be a guideline for the GPDP to modify their developmental activities and further help in achieving the desired targets at GP level. *The identified Central schemes are given in the Table in Annexure 9.*



Role of Panchayat in Thematic Area: Clean and Green

The thematic area on Clean and Green (SDG –6,7,12, 13.14 and 15) and the relation with respect to 29 subjects transferred to the Panchayats shows that there are areas in which Panchayats have a role and the potential in addressing environmental issues. Those subjects with respect to goals 6,7,12,13,14,15 are:

- water and watershed management,
- soil conservation
- social forestry and farm forestry,
- minor forest production,
- land improvement,
- implementation of land reforms, land consolidation and soil conservation,
- minor irrigation
- Fisheries
- Drinking water
- Health and sanitation
- Rural electrification, including distribution of electricity and non-conventional energy sources
- Agriculture including agricultural extension
- Minor irrigation, water management and watershed development
- Social forestry and farm forestry
- minor forest production
- land improvement, implementation of land reforms

Gram Panchayat –Action Points

- Awareness generation amongst the citizens on the importance of reducing wastage, ensuring sustainable production and consumption, reducing the adverse impact on environment.
- Promotion of measures within the Gram Panchayat that would reduce environmental pollution, such as reducing the use of plastics within the Gram Panchayat area
- Promote sustainable tourism within the Gram Panchayat, which creates jobs, local culture and local produce
- Take steps to create an in depth understanding of the term climate change and its impacts among the Panchayat committee and other community volunteers
- Sensitize people through Gram Sabha, Students/ Farmers /SHG meetings on the implications of climate change
- Identify progressive farmers, interested students and teachers, SHG members so that a working group can be formed for climate change action
- Train these working group members with the support of Department of Agriculture, Agriculture universities, Krishi Vigyan Kendras, Department of Disaster Management, Revenue authorities, Educational institutions and NGOs



- Initiate microclimatic monitoring with the help of local educational institutions, students and teachers on parameters like rain fall, wind speed, ambient temperature, humidity, water level in streams, river
- Wall writings, display boards, hand outs to disseminate information to general population on mitigation and adaptation.
- Establish display boards, wall writings to disseminate current season's weather pattern
- Create a system to disseminate this information to the affected groups on a daily, weekly, monthly, quarterly basis depending on gravity.
- Organizing participatory rural appraisal (PRA) with progressive farmers and elders to understand the traditional methods adopted in agriculture during extreme events like flood, drought in the past.
- Building awareness of Gram Sabhas to the extreme events like cloud bursting, flood, drought, land slide, extreme cold.
- Identification of vulnerable groups like pregnant women, lactating women, children, elderly, differently abled, chronically ill, etc. and develop appropriate adaptation strategies for them during extreme events.
- Discuss and sensitize Gram Sabha about the climate change mitigation factors like reducing energy consumption, usage of fossil fuels, plastics, non-renewable building materials and also to promote measures like planting of trees, conserving forests, usage of good agricultural practices like drip irrigation, water conservation measures and conservation of wet lands.
- mapping of land use, water bodies, forest, slopes, wet lands, degraded forest within the Gram Panchayat
- Forming and empowering the people's committees by giving adequate information on schemes, agencies, Government departments, on each theme
- Develop action/conservation plans through participatory processes like logical frame work analysis for each natural unit
- Seek and identify appropriate agencies for vetting the plans as well as for funding and technical inputs
- Continue updating of the plans and norms for eco restoration and ecological management through Gram Sabha and participatory methods
- Develop appropriate norms for sustainable utilization of resources from common lands, water bodies and forests on materials like non-timber forest produce, sand, fish and water
- Assess the water needs, sources, schemes, solid and liquid waste being generated – (biodegradable and non-biodegradable) through participatory surveys so that the need for water supply, sanitation, environmental sanitation and waste management facilities can be ascertained.
- Set the water and sanitation goals and targets for the Gram Panchayat Select appropriate technology choice for water supply and sanitation in the Gram Panchayat based on participatory assessment
- Ensuring maintenance of toilets of public places including those in markets and Gram Panchayat premises
- Identify appropriate schemes, state/national/international agencies, their programmes and schemes, non-Governmental agencies and companies which can support availability of



water supply, source sustainability, reduction for source contamination, sanitation and waste management programmes.

- Liaise with respective agencies for ensuring adequate water supply, cleanliness and drinking water and sanitation facilities
- Monitor and problem solve during programme implementation and after.
- Assess the various needs of energy – for cooking, heating, lighting, irrigation, household food processing, industries, commercial establishments like shops and hotels.
- Which are the appropriate sources for these – electricity from the lines, solar, biogas, LPG and so on.
- Set the goals and targets for your Gram Panchayat. We have already done that!
- Develop a comprehensive energy programme based on need assessment.
- Initiate a campaign to include all households and establishments in to the energy programmes - like electrification of all households, popularization of LED lamps, biogas tanks and many others.
- Identify appropriate schemes, state/national/international agencies, their programmes and schemes, non- Governmental agencies and companies which can support the Gram Panchayat energy programme.
- Liaison with these agencies and facilitate the process.
- Monitoring and problem-solving during programme implementation and after.

People to support Panchayat

Department of Agriculture, Krishi Vigyan Kendras, Department of Revenue, NGOs, Educational institutions, technical and academic institutions like ITI, polytechnics and research institutions, Pollution Control Board, Tourism department, Health and sanitation workers, Water supply scheme operators, Swachhta dhoots, Environmentalists, Registrants of MGNREGS, masons, Traditional farmers and labourers, Government department officials, (departments like electricity, renewable energy, rural development, Civil supplies).



Theme 6: Self Sufficient Infrastructure Gram Panchayat

(SDGs 1, 2, 4, 5, 6, 9, 11)

VISION

To achieve Self Sufficient Infrastructure and, ensure access for all to adequate, safe and affordable housing and basic services

Infrastructure is crucial for development. From housing, health and education buildings and equipment, water and sanitation networks, roads and transport systems, power-generation facilities, access to energy, machinery and basic ground as a threshing floor, sheds and godowns, buildings for housing economic activities, etc to computers and internet. it provides the services that enable society to function and economies to thrive. This puts infrastructure at the very base of efforts to meet the Sustainable Development Goals (SDGs), and most of the SDGs need improvements in infrastructure.

From the water we drink to the way we travel to work or school; infrastructure touches every aspect of human life. It has the power to shape the natural environment—for good or for ill. As the world’s population expands, urbanization accelerates and emerging middle classes demand more services, and rural urban divide to further come down, the need for infrastructure is rising rapidly. Meanwhile, increasingly severe weather events and rising sea levels pose direct threats to infrastructure assets and the critical services these provide,

Sustainable infrastructure can only be delivered when all three pillars—economic, environmental and social—are considered together, while also ensuring infrastructure services are resilient and can be equitably accessed. Moreover, all stakeholder shave to collaborate in planning, design, delivery and management. Finally, infrastructure should be seen not as an end in itself but a means of delivering essential services. “We need to make a shift to thinking about infrastructure as what it does—protects, connects or provides essential services—not what it is,”. “It is infrastructure that is brokering our ability to manage finite resources and get those resources to where there are human needs.”

Development at GP level can be reflected by the facilities in terms of infrastructure that the GP has to enrich a human life and sustain the environment around it. Basic infrastructures in providing public services relating to water, sanitation, housing, no poverty, energy, health, environment, livestock development, women & child development, employment, education etc are critical to realize the SDG goals as envisaged by 2030. The twin objectives of ensuring local economic development and social justice will be optimized by the help of preparation of comprehensive and holistic GPDP at GP level by focusing more on making GP – a self-sufficient infrastructure GP.

Interlinkages of Self-Sufficient Infrastructure with respect to Other SDGs

The interconnectedness of this Theme is across multiple goals, naturally. The diagrammatic representation below gives a picture of how many aspects can be addressed under this Theme. It is for the Panchayat to prioritise and identify what are the indicators within that to pursue in the



Immediate time-frame, short term and long term. For example, Whether the facilities in the school and health centre will be prioritised or construction of GP building.



Local Indicator Frame Work (LIF)

Theme 6: Self Sufficient Infrastructure Gram Panchayat

(SDGs 1, 2, 4, 5, 6, 9, 11)

National Indicators	Modified GP Level Indicator	Long term / short term /Immediate	Meta Data	Data Source
9.1: Develop quality, reliable, sustainable and resilient infrastructure, including regional and trans-border infrastructure, to support economic development and human well-being, with a focus on affordable and equitable access for all Target 16.6: Develop effective, accountable and transparent institutions at all levels				
1. Establishing an ideal GP Bhawan, Angawadi, Health sub center , CSC ,CFC				
	1. Gram Panchayat Building Whether GP building has access to:- 1.1 Electricity y/n 1.2 Clean & safe drinking water 1.3 Furniture	Immediate (Except Meeting Hall & waiting hall)	Yes/No	GP



National Indicators	Modified GP Level Indicator	Long term / short term /Immediate	Meta Data	Data Source
	1.4 Computer with Internet facility 1.5 Meeting Hall 1.6 Waiting Hall 1.7 Clean Toilets 1.8 Over head Tank 1.9 RAMPS for Physically challenged children/persons			
	2. Anganwadi Whether the Anganwadi has 2.1 Own building with required child friendly furniture 2.2 Adequate and Safe drinking water 2.3 Colourful Wall Painting 2.4 Child Friendly Toilets 2.5 Open space for outdoor activities 2.6 First Aid Box & Medicine Kit 2.7 Weighing Machine 2.8 Community Growth Chart and MCP Card 2.9 Smart phone for AWWs and Computer for Children 2.10 RAMPS for Physically challenged children/persons 2.11 Regular supply of SNP & Gas Connection 2.12 Electricity 2.13 Nutrition Garden	Immediate	Yes/No	GP
	3. Health Sub Centre Whether the HSC has access to 3.1 Own building 3.2 boundary wall and gate 3.3 Electricity 3.4 Telephone 3.5 internet facility 3.6 Adequate furniture 3.7 Adequate Technically Trained Manpower 3.8 Adequate & functional equipment as per NHM Guidelines 3.9 Available of sufficient quantity of Medicines 3.10 Referral service facility (Ambulance) Adequate space and	immediate	Yes/no	GP



National Indicators	Modified GP Level Indicator	Long term / short term /Immediate	Meta Data	Data Source
	sitting arrangement in waiting area 3.11 Adequate water supply with water storage facility 3.12 Toilet with Adequate water supply for male and female separately 3.13 Firefighting equipment 3.14 Containment zone for disposal of waste products 3.15 Display posters (IEC)/ develop IEC corner for health education 3.16 RAMPS for Physically challenged children/persons			
	4. Livestock Aid Centre Whether the Livestock Aid Centre has access to 4.1 Own building 4.2 boundary wall and gate 4.3 Electricity 4.4 Telephone & Internet connection 4.5 Refrigerator 4.6 Treatment shed with Treves 4.7 Adequate Manpower (L.I, Vaccinator, 4.8 Attendant, Sanitation worker-cum-watch man) for providing services 24 X 7 4.9 Adequate & functional equipment 4.10 Adequate furniture for medicine, instrument & minor operation 4.11 Available of sufficient quantity of Medicines 4.12 Fully equipped small OT and labour room 4.13 Referral service 4.14 Transportation / Ambulance facility 4.15 Adequate water supply with water storage facility 4.16 Toilet with Adequate water supply for male and female separately 4.17 Containment zone for disposal of waste products 4.18 Wall should carry posters (IEC) for health education.	Immediate Except Item no 4. 21, 4.22, 4.23	Yes/No	



National Indicators	Modified GP Level Indicator	Long term / short term /Immediate	Meta Data	Data Source
	<p>4.19 Immediate and primary treatment to the ailing animals</p> <p>4.20 100% Vaccination coverage of different vaccine preventable diseases (VPD) for different animals</p> <p>4.21 100% Insurance coverage</p> <p>4.22 100% Deworming</p> <p>4.23 Organizing Health camp in each month regularly</p> <p>4.24 Imparting need-based training to livestock farmers</p>			
	<p>5. Primary School Whether the Primary school has the access Own Building having</p> <p>5.1 Boundary wall/fencing &gate with access to-</p> <p>5.2 Adequate Manpower</p> <p>5.3 Electricity</p> <p>5.4 Telephone</p> <p>5.5 Library</p> <p>5.6 Computer Lab with internet facility</p> <p>5.7 Furniture</p> <p>5.8 Drinking water Facilities</p> <p>5.9 Separate Child Friendly toilets for girls and boys</p> <p>5.10 RAMPS for Physically challenged persons</p> <p>5.11 Play ground</p> <p>5.12 Hygienic Kitchen</p> <p>5.13 Kitchen Garden</p>	All are Immediate	Yes/No	GP



National Indicators	Modified GP Level Indicator	Long term / short term /Immediate	Meta Data	Data Source
	6. Common Service centre Whether CSC Functioning in Panchayat building/ rented building Whether the building has Electricity 6.1 Drinking water facility 6.2 Toilet Facility 6.3 Furniture 6.4 Manpower (One VLE) 6.5 Computer with Internet facility 6.6 Printer 6.7 2 PC's with UPS with battery backup or portable generator set. 6.8 Web Cam 6.9 Biometric/IRIS Authentication Scanner 6.10 Information Board on different services available at CSC 6.11 Adequate Waiting space	All are Immediate	Yes/No	GP
	7. Common Facility Centre (CFC) Whether Common Facility Centre (CFC) has 7.1 A room to store all machineries 7.2 Electricity 7.3 Procurement of farm machineries as per the requirement	Immediate	Yes/No	GP
Target 9.1: Develop quality, reliable, sustainable and resilient infrastructure, including regional and trans-border infrastructure, to support economic development and human well-being, with a focus on affordable and equitable access for all				
2. Panchayat & habitations are connected with all-season road maintained well.				
	8. Road 8.1 Availability of roads to all hamlets 8.2 Connectivity from GP to main Road 8.3 Proper lighting facility in GP /PS road	Immediate	Yes/No	GP
Target 1.4: By 2030, ensure that all men and women, in particular the poor and the vulnerable, have equal rights to economic resources, as well as access to basic services, ownership and control over land and other forms of property, inheritance, natural resources, appropriate new technology and financial services, including microfinance				
3. Ensuring Pucca House for all (Roof to all)				



National Indicators	Modified GP Level Indicator	Long term / short term /Immediate	Meta Data		Data Source
	9. Percentage of HHs living in Kutcha houses	Immediate	N	No of HHs living in Kutcha House	MA (31)/ GP
			D	Total HHs	MA(4) /GP
			M	100	
Target 6.1: By 2030, achieve universal and equitable access to safe and affordable drinking water for all					
1. Availability of piped tap water to all HH					
6.1.1: Percentage of Population getting safe and adequate drinking water within premises through Pipe Water Supply (PWS)	10. Whether GP has <ul style="list-style-type: none"> • Adequate overhead Tank capacity • Pipeline connection for water supply to all houses • Adequate water sources • Construction of Water treatment plant • Pump house with water pump 	Immediate Except Item 4 is short term	Yes/No		GP
2. Public & Street light					
	11. Percentage of street light installed to street lights required	Immediate	N	No of Street light installed	
			D	Total no of Street Lights required	
			M	100	
	12. Whether street light provided in other public places for ensuring the safety	Immediate	Yes/No		GP
6. Availability of Burial grounds with basic facility					
	13. Whether the Burial /Cremation has basic facility of <ul style="list-style-type: none"> • Water • Approach Road • Shed • Light 	immediate	Yes/No		GP
Target 4.7: By 2030, ensure that all learners acquire the knowledge and skills needed to promote sustainable development, including, among others, through education for sustainable development and sustainable lifestyles, human rights, gender equality, promotion of a culture of peace and non-violence, global citizenship and appreciation of cultural diversity and of culture's contribution to sustainable development					
7. Play Ground facility and encouraging sports					



National Indicators	Modified GP Level Indicator	Long term / short term /Immediate	Meta Data	Data Source
	<p>14. Whether GP has Play Ground (yes/No)</p> <ul style="list-style-type: none"> • Green fencing and Plantation of shady trees along periphery of the playground (yes/No) -short term • Installation of tube well near the playground (yes/No)-s • Whether toilet for male and female separately (yes/No)-s • Whether boundary wall gallery, cement benches etc. is available in Play Ground (yes/No) – long 	<p>Item 1 to 3 – short term Item 4 – Long Term</p>	<p>Yes/No</p>	<p>GP</p>
8. Library-cum-information Centre				
	<p>15. Availability of well-equipped Library –Cum Information Centre</p> <p>Library cum Information has access to</p> <ul style="list-style-type: none"> • Electricity • Toilet • Safe Drinking water • Books, Journals and Periodicals • Computer and AV aid 	<p>All short term</p>		
<p>2.c: Adopt measures to ensure the proper functioning of food commodity markets and their derivatives and facilitate timely access to market information, including on food reserves, in order to help limit extreme food price volatility</p>				
<p>9. Easy access to Local Market 10. GP Godown</p>				
<p>2.c.1: Percentage of Agriculture Mandis enrolled in e-market</p>	<p>16. Is local market connected by all-weather road connectivity? - short term</p>	<p>Short term</p>	<p>Yes/No</p>	<p>GP</p>
	<p>17. Whether the GP has easy access to Godown</p>	<p>Short term</p>	<p>Yes/No</p>	<p>GP</p>
<p>11.b: By 2020, substantially increase the number of cities and human settlements adopting and implementing integrated policies and plans towards inclusion, resource efficiency, mitigation and adaptation to climate change, resilience to disasters, and develop and implement, in line with the Sendai Framework for Disaster Risk Reduction 2015-2030, holistic disaster risk management at all level</p>				



National Indicators	Modified GP Level Indicator	Long term / short term /Immediate	Meta Data	Data Source
11. Disaster preparedness of the Village Shelter Centre/ Multi-Purpose Cyclone shelter				
11.b.1: Whether the country has adopted and implemented national disaster risk reduction strategies in line with the Sendai Framework for Disaster Risk Reduction 2015-2030	18. Whether the Disaster management plan is available at the GP Level <ul style="list-style-type: none"> • First Responders trained at the GP level • Availability of Multi-Purpose cyclone shelter Building • Multi Purposes Cyclone Shelter building has access to: <ul style="list-style-type: none"> • Electricity • Generator • Toilet • Safe Drinking water • Utensil set • Rescue Equipment • Is there any identified safe areas for domestic animals care in the event of Disaster 	All are immediate	Yes/No	GP
12. Community Hall / Kalyan Mandpa				
	19. Whether GP has a Community Hall with access to <ul style="list-style-type: none"> • Electricity • Furniture • Water supply • Toilet with water supply for female and male separately • Kitchen 	All Short Term	Yes/No	GP
Target 11.7: By 2030, provide universal access to safe, inclusive and accessible, green and public spaces, in particular for women and children, older persons and persons with disabilities				
13. Child friendly park				
11.7.1: Proportion of households reporting an open space within 500 meters from premises (urban)	20. Whether the GP has child friendly park with required facilities	Shor term	Yes/No	GP
Target 5.a: Undertake reforms to give women equal rights to economic resources, as well as access to ownership and control over land and other forms of property, financial services, inheritance and natural resources, in accordance with national laws				
14. Providing SHG Building in GP				



National Indicators	Modified GP Level Indicator	Long term / short term /Immediate	Meta Data	Data Source
5.a.5: Exclusive women SHGs in Bank linked SHGs	21. Whether the GP has SHG Building with access to: - <ul style="list-style-type: none"> • Electricity • Toilet with water supply 	Short term	Yes/No	GP

Ministries/Departments connected to the Theme

Panchayati Raj, Rural Development, Jal Sakthi, Women & Child Development, Health & Family Welfare, Agriculture, HRD, School & Mass Education, Forest & Environment, Animal Husbandry, Revenue & Disaster, SCST & OBC Development, Social Security & Empowerment of Persons with Disabilities (SSEPD), Cooperation.

Mapping of schemes at GP level

Scheme mapping with respect to SDG target and modified GP level target portray the possible points of actions at local level. This will be a guideline for the GPDP to modify their developmental activities and further help in achieving the desired targets at GP level. *The mapping of the schemes is provided at Annexure 10.*

Role of Panchayat in Thematic Area : Self-sufficient infrastructure

Gram Panchayats in the country have been entrusted to provide basic services in the villages well as socio-economic development with a bottom-up approach that is meant to reflect felt need of various stakeholders. GPs through the 29 subjects transferred to the Panchayats are to provide civic services such as drinking water, sanitations, roads, street lights etc., as well as are to connect to facilities for women and child development, health services, agriculture, fisheries etc economic activities. As a result, the functioning of the GP has direct impact on lives of millions of rural people.

Despite the constitutional empowerment, the GPs faced problem of inadequate finance to carry out various activities assigned to them prior to implementation of recommendation of 13th Finance Commission. The Fourteenth Finance Commission (FFC) and 15th Finance Commission has further increased the grants for rural local bodies especially GPs. The grants provided are intended to be used to support and strengthen the delivery of important basic public services by enriching the basic infrastructures as deemed fit for a particular Gram Panchayat. GoI flagship schemes for housing, water, sanitation, roads, NRLM, agriculture infrastructure, agro-processing and MSME, etc., have substantially changed the face of village development and are the primary source of funding in GPs.

The thematic area on Self Sufficient Infrastructure (SDG – 6, 7 and 8) and the relation with respect to the 29 subjects entrusted to the PRIs shows that Panchayats have a key role and the potential of contributing to all aspects of social, economic development balanced with environment in this context. Those subjects are:



Agriculture	Rural electrification, including distribution of electricity	Drinking water
Animal husbandry, dairying and poultry	Non-conventional energy sources	Health and sanitation, including hospitals, primary centres and dispensaries
Fisheries	Poverty alleviation programme	Family welfare
Minor forest produce	Education, including primary and secondary schools	Women and Child Development
Small scale industries, including food processing industries	Technical training and Vocational Education	Welfare of weaker sections
Khadi village and cottage industries	Libraries	Public distribution system
Roads, culverts, bridges, ferries, waterways and other means of communication	Markets and fairs	Maintenance of community assets

The SDG theme namely “An infrastructure self-sufficient GP” is to provide catalytic support and create an enabling environment at GP level for better service delivery and pro-poor development planning. The following public services are identified through “An infrastructure self-sufficient GP”, and further to an infrastructure rich GP, which will ensure various SDG goals through its delivery of services in the areas of:

- Drinking water
- Sanitation
- Public & Streetlights
- Roads
- Primary & Secondary Schools
- Safe shelter centre
- Common Facility Centre
- Common Service Centre
- Library-cum-infotainment Centre
- Livestock aid Centre
- Health sub-centre
- Anganwadi Centre
- Local Markets & Godowns



➤ Supportive infrastructure for economic activities

Some GPs do not have their own building and they share space with schools, anganwadi centre and other places. There are also GPs which have own building but without basic facilities like toilets, drinking water, and electricity connection. Several GPs are having internet connections through broadband and some under e-mitra scheme, but they are not functioning in many cases. For data entry purposes, panchayat official need to visit Block Development offices.

The resources from various centrally and state sponsored schemes can be leveraged and converge at the GP level. In the above backdrop, the connected thematic goal “An Infrastructure Self-sufficient GP” cutting across various SDG goals as relevant to GPs has been prepared as above.

Further, it is important with setting GP level targets with measurable indicators to look at them in terms of outcome, process & output which will help vertical and horizontal linkages along with convergence possibilities. (Annexure 10.1)

Gram Panchayat –Action Points

- Assess the water needs, sources, schemes, solid and liquid waste being generated – (biodegradable and non-biodegradable) through participatory surveys so that the need for water supply, sanitation, environmental sanitation and waste management facilities can be ascertained.
- Set the water and sanitation goals and targets for the Gram Panchayat Select appropriate technology choice for water supply and sanitation in the Gram Panchayat based on participatory assessment
- Ensure adequate, functional clean toilet facilities in schools (separately for boys and girls) and anganwadis
- Ensuring maintenance of toilets of public places including those in markets and Gram Panchayat premises
- Identify appropriate schemes, state/national/international agencies, their programmes and schemes, non-Governmental agencies and companies which can support availability of water supply, source sustainability, and reduction for source contamination, sanitation and waste management programmes.
- Liaise with respective agencies for ensuring adequate water supply, cleanliness and drinking water and sanitation facilities
- Form people’s committees and building their capacity for managing the assets existing and being created.
- Educate all households on the key aspects of usage and management of water and sanitation assets.
- Assess the various needs of energy – for cooking, heating, lighting, irrigation, household food processing, industries, commercial establishments like shops and hotels.



- Which are the appropriate sources for these – electricity from the lines, solar, biogas, LPG and so on?

People to support Panchayat

Water supply scheme operators, registrants of MGNREGS, health workers, Anganwadi workers, teachers, literacy workers, Traditional masons and helpers, department officials (departments like electricity, renewable energy, rural development, industries), Revenue Inspector, Livestock workers etc, technical and academic institutions like ITI, polytechnics, SHGs, Gram Panchayat Level Federations, National Rural Livelihood Mission (NRLM) Community Resource Persons (CRPs), Gram Rozgar Sevaks, Members of Panchayat Standing Committee, Village Water, Sanitation & Nutrition Committee, Panchayat Executive Officer, local professionals, Department of Social Justice, NGOs.



Theme 7: Socially Secured Village

(SDG – 1, 2, 5,10 and 16)

VISION

Every person in the village must feel cared for and all eligible must be covered by social security systems

Social protection or social security systems, including floors, are essential to ensure that no one is left behind. Social protection or social security is a human right. The success of national social protection floors in achieving gender equality, respect for the minimum core of economic, social and cultural rights and protecting marginalized groups, such as children, older persons, persons with disabilities, informal workers, migrants, and non-nationals, will depend on whether they are established and implemented according to human rights standards and principles. They are fundamental to prevent and reduce poverty across the life cycle, also including cash transfers for children, mothers with newborns, for persons with disabilities, for those poor or without jobs, and for older persons. There is an important role for social dialogue. Building consensus around reforms, including across government ministries and among different stakeholders is an important consideration. This consists of policies and programmes designed to reduce poverty and vulnerability by promoting efficient labour markets, reducing people's exposure to risks, and enhancing their capacity to manage economic and social risks, such as unemployment, exclusion, sickness, disability and old age.

COVID-19, an unprecedented health, economic and social crisis has affected lives and livelihoods and accentuated vulnerabilities. Many lives have changed completely. Women and children have become exposed to violations of human rights.

the most vulnerable – including those employed in the informal economy, older people, children, persons with disabilities, indigenous people, migrants and refugees – risk being hit even harder. Across the globe, young people are being disproportionately affected, particularly in the world of work. Women and girls are facing new barriers and new threats, ranging from a shadow pandemic of violence to additional burdens of unpaid care work. - António Guterres Secretary-General, United Nations

The importance of Social Security in all its facets is standing out as extremely important and needing immediate action.

Interlinkages of socially secured with respect to other SDGs

Most of the goals and targets are one way or the other having linkages with Social Security. These are :





- Dropping of inequality universally means ensuring available resources that help to sustain life, to all without discrimination.
- Targets 2.1 & 2.3- Access to food especially for the vulnerable, double income of small-scale food producers, women, indigenous, family farmers, equal access to land can meet certain areas of life that is explained in SDG 10.
- Targets 3.2, 3.7 & 3.8– end preventable death of new-born and children under age of 5 years; universal access to sexual and reproductive health care services; universal health coverage, quality and affordable essential medicines and vaccines for all covers health issues of mankind will obliging to reduced inequality.
- Target 4.5 provides equal access for all to education, especially the vulnerable, equality of opportunity, political, economic and social inclusion.
- Targets 5.1 & 5.5 mean to end all form indiscrimination and eliminate all forms of violence against girls and women.
- Targets 6.1 & 6.2 ensure equitable access to drinking water, adequate and equitable sanitation and hygiene.
- Target 7.1 offers universal access to energy for all.
- Targets 8.5 & 8.6 will accomplish full and productive employment, secure working environments (for that in precarious employment), end youth unemployment & eliminate child labour.
- Target 9.1 offers - Infrastructure with a focus on affordable and equitable access to all.
- Targets 11.7 & 11.1 ensure - universal access to public spaces, access to adequate, safe and affordable housing and basic services.
- Fair and equitable sharing of benefits from genetic resources with target 15.6 will advance SDG10.



- Target 16.8 is for - Inclusion, equality of opportunity, enhanced participation of developing countries (in global governance).

Local Indicator Frame Work (LIF)

Theme 7 Socially Secured Village

(SDG – 1, 2, 5,10 and 16)

National level Indicators	Modified GP Level Indicator	Long term /short term /Immediate	Meta Data	Data Source	
Target 1.2 : By 2030, reduce at least by half the proportion of men, women and children of all ages living in poverty in all its dimensions according to national definitions					
1.To facilitate to improve the living standards of BPL households					
1.2.1: Proportion of population living below the national poverty line, 2011-12	1. Percentage of HHs having BPL Cards	Immediate	N	No of HHs having BPL Cards	GP
			D	Total HHs	MA (4) /GP
			M	100	
	2. Percentage of HHs living in Kutcha houses	Immediate	N	No of HHs living in Kutcha House	MA (31)/ GP
			D	Total HHs	MA(4) /GP
			M	100	
Target 1.3: Implement nationally appropriate social protection systems and measures for all, including floors, and by 2030 achieve substantial coverage of the poor and the vulnerable					
2.Implement social protection schemes for all					
1.3.1: Percentage of households with any usual	3. Percentage of Households covered by a Health Scheme /Health Insurance under Aayushman Bharat	immediate	N	Number of households covered by a health scheme or health insurance during survey period	MA (125) / Health



National level Indicators	Modified GP Level Indicator	Long term /short term /Immediate	Meta Data	Data Source
member covered by a health scheme or health insurance	Pradhan Mantri Jan Arogya Yojana or any State Govt Health Scheme/Health Insurance any State Govt Health Scheme/Health Insurance		D Total number of households during same period	MA (4)/GP
			M 100	
	4. Percentage of Eligible Receiving SSS <ul style="list-style-type: none"> a. Elderly Pension b. Destitute Pension c. SC/STs destitute receiving destitute pension 5. d) Women destitute receiving destitute pension		N No of Eligible Elderly/Destitute/SC/STs Destitute/women Destitute receiving respective Pensions	
			D Total no of Eligible Elderly/Destitute/SC/STs Destitute/women Destitute	
			M 100	
3. Facilitate enrolment of children and pregnant women under ICDS				
1.3.2: Number of Beneficiaries under Integrated Child Development Scheme – ICDS	6. Number of Beneficiaries under Integrated Child Development Scheme – ICDS	Immediate	No calculations	MA (112)/ICDS
	7. 0-3 Years of Children,	Immediate	No calculations	MA (81)/ICDS
	8. 3-6 Years of Children,	Immediate	No calculations	MA (83)/ICDS
	9. Pregnant and lactating mothers	Immediate	No calculations	MA (114 +116)/ICDS



National level Indicators	Modified GP Level Indicator	Long term /short term /Immediate	Meta Data	Data Source
4.Reduce poverty by providing wage employment under MGNREGS				
1.3.3: Persons provided employment as a percentage of persons who demanded employment under Mahatma Gandhi National Rural Employment Guarantee Act (MGNREGA)	10. Persons provided employment as a percentage of persons who demanded employment under Mahatma Gandhi National Rural Employment Guarantee Act (MGNREGA)	Short term	N Number of persons provided employment under MGNREGA.	RD
		D Number of persons who enrolled under MGNREGA during the reference year	RD	
		M 100		
5.Facilitate building the institutions of Poor in SHGs				
1.3.4: Number of Self Help Groups (SHGs) provided bank credit linkage	11. Percentage of poor women in SHGs	Short term	N No of Poor Women in SHGs	TNC DW
		D Total no of eligible BPL Women for joining SHGs	TNC DW	
		M 100		
	12. Percentage of SHGs accessed bank Loans	Short term	N No of SHGs accessed bank loans	MA (101) /RD
		Total no of SHGs	RD	
		100		
6.To improve the maternal facilities to the women				
1.3.5: Proportion of the population (out of total eligible population) receiving social protection	13. Number of persons (out of total eligible population) receiving social protection benefits under Pradhan Mantri	Short term	N Total number of women beneficiaries paid under PMMVY during the reference year	MA (124) Health



National level Indicators	Modified GP Level Indicator	Long term /short term /Immediate	Meta Data		Data Source
benefits under Pradhan Mantri Matritva Vandana Yojana (PMMVY)	Matritva Vandana Yojana (PMMVY)		D	Total number of beneficiaries enrolled under PMMVY during the reference year	MA (123) /Health
			M	100	
7.To improve the institutional assistance to Senior Citizen					
Number of senior citizens provided institutional assistance through Senior Citizen Homes/Day Care Centers funded by the Government (Same as NIF)	14. Number of senior citizens provided institutional assistance through Senior Citizen Homes/Day Care Centers funded by the Government / managed by the Panchayat	Short term	No calculations		SW
8.Rehabilitation of all physically and mentally challenged persons					
	15. Percentage of Differently abled persons/Women/Elderly persons/SC/STs having Ids cards		N	No of Differently abled persons/Women/Elderly persons/SC/STs having Ids cards	
			D	Total no of Differently abled persons/Women/Elderly persons/SC/STs	
			M	100	
	16. Percentage of Differently abled persons/Women/Elderly persons/SC/STs receiving differently abled pension		N	No of Differently abled persons/Women/Elderly persons/SC/STs receiving differently abled pension	
			D	Total no of Differently abled persons/	



National level Indicators	Modified GP Level Indicator	Long term /short term /Immediate	Meta Data	Data Source
			Women/Elderly persons/SC/STs M 100	
	17. Percentage of Differently abled persons/Women/Elderly persons/SC/STs provided with Assistive devices		N No of Differently abled persons/Women/Elderly persons/SC/STs provided with Assistive devices D Total no of Differently abled persons/Women/Elderly persons/SC/STs M 100	
	18. Proportion of physically challenged provided institutional assistance covered through Day Care Centres funded by the Government/Community/CSO. a. Women b. SC/ST c. aged		N No of physically challenged Women/Elderly/ SC/STs provided institutional assistance covered through Day Care Centres funded by the Government/Community/CSO. D Total no of physically challenged Women/Elderly/ SC/STs. M Nil	
	19. Proportion of differently abled received support for Community Based Rehabilitation CBR (through Disability		N No of differently abled received support for Community Based Rehabilitation CBR (through Disability	



National level Indicators	Modified GP Level Indicator	Long term /short term /Immediate	Meta Data	Data Source
	Rehabilitation Centres (DRC)		Rehabilitation Centres (DRC)	
			D Total no of differently abled persons	
			M nil	
	20. Proportion of Mentally Challenged provided institutional assistance covered through Day Care Centres funded by the Government /Community/CSO. a. Women b. SC/ST c. Aged		N No of Mentally Challenged Women /Elderly/ SC/STs provided institutional assistance covered through Day Care Centres funded by the Government /Community/CSO.	
			D Total no of Mentally Challenged Women /Elderly/ SC/STs.	
			M Nil	
	21. Proportion of population who are covered under the District Mental health programme a. women b. SC/ST c. Aged d. differently abled person		N No of Women/ Elderly/Differently abled /SC/STs covered under District Mental Health programme	
			D Total no of persons covered under District Mental Health programme	
			M Nil	
	22. Proportion of physically challenged provided institutional assistance covered through Day		N No of physically challenged Women/ Elderly/Differently abled	



National level Indicators	Modified GP Level Indicator	Long term /short term /Immediate	Meta Data	Data Source
	Care Centres funded by the Government/Community/CSO. <ul style="list-style-type: none"> a. Women b. SC/ST c. Aged 		/SC/STs provided institutional assistance covered through Day Care Centres funded by the Government/Community/CSO D Total no of persons provided institutional assistance covered through Day Care Centres funded by the Government/Community/CSO M Nil	

Target 1.4: By 2030, ensure that all men and women, in particular the poor and the vulnerable, have equal rights to economic resources, as well as access to basic services, ownership and control over land and other forms of property, inheritance, natural resources, appropriate new technology and financial services, including microfinance

9.To provide equal access to basic services

1.4.1: Percentage of Population getting safe and adequate drinking water within premises through Pipe Water Supply (PWS) (similar to 6.1.1)	23. Percentage of Population getting safe and adequate drinking water within premises through Pipe Water Supply (PWS)	Long term	N Total Population having pipe water supply during the reference year	MA (141) / RD
			D Total population	MA (1) /GP
			M 100	



National level Indicators	Modified GP Level Indicator	Long term /short term /Immediate	Meta Data		Data Source
1.4.4: Proportion of homeless population to total population	24. Total no of homeless population to total population	immediate	No Calculations		GP
	25. Percentage of Households who got benefit from any State Specific Housing Scheme (o)	Long Term	N	No of HHs benefited from any State Specific Housing Scheme	MA (34) /GP
			D	Total no of Eligible HHs	GP
			M	100	
10.To facilitate banking services to all people					
1.4.5: Number of accounts (including deposit and credit accounts) of scheduled commercial banks per 1,000 population (similar to 8.10.2)	26. Number of accounts (including deposit and credit accounts) of scheduled commercial banks as percentage of total population	Short term	N	Number of accounts	Lead Bank
			D	Total Population	GP
			M	100	
Target 1.5: By 2030, build the resilience of the poor and those in vulnerable situations and reduce their exposure and vulnerability to climate-related extreme events and other economic, social and environmental shocks and disasters					
11.To facilitate to reduce the impact of DRR to poor in vulnerable conditions					
1.5.1: Number of deaths, missing persons and directly affected persons attributed to disasters per 100,000 population (similar to Indicator 11.5.1 and 13.1.1)	27. Number of deaths, missing persons and directly affected persons attributed to disasters	immediate	No calculations		GP
Target 1.a: Ensure significant mobilization of resources from a variety of sources, including through enhanced development co- operation, in order to provide adequate and predictable means for developing					



National level Indicators	Modified GP Level Indicator	Long term /short term /Immediate	Meta Data	Data Source
countries, in particular least developed countries, to implement programmes and policies to end poverty in all its dimensions				
12.To allocate funds for essential services				
1.a.2: Proportion of total government spending on essential services (education, health and social protection)	28. Total GP spending on essential services (education, health and social protection) as percentage of total plan expenditure	immediate	N GP expenditure in education, health and social protection	GP
			D Total GP expenditure	GP
			M 100	
Target 1.b: Create sound policy frameworks at the national, regional and international levels, based on pro-poor and gender- sensitive development strategies, to support accelerated investment in poverty eradication actions				
13.To accelerate investments for gender sensitive development				
1.b.1: Proportion of budget earmarked under gender budget	29. Percentage of budget earmarked for projects which are directly beneficial to women	Short term	N Total Budget earmarked to Women in GP	GP
			D Total GP Budget	GP
			M 100	
Target 2.1: By 2030, end hunger and ensure access by all people, in particular the poor and people in vulnerable situations, including infants, to safe, nutritious and sufficient food all year round				
14.End hunger and Ensuring people(poor &vulnerable) are receiving sufficient food at subsidized price all the year				
2.1.1: Percentage of children aged under 5 years who are underweight, 2015-16	30. Percentage of children aged under 5 years who are underweight	Long term	N Children aged 0-59 months who are underweight	MA (88) / Health/ ICDS
			D Number of children in age group 0-59 months	MA (89+ 90) /ICDS
			M 100	



National level Indicators	Modified GP Level Indicator	Long term /short term /Immediate	Meta Data		Data Source
2.1.2: Proportion of beneficiaries covered under National Food Security Act 2013	31. Percentage of Households having BPL rations cards.		N	No of households having BPL Ration Cards	MA (60) / Civil Supplies
			D	Total no of Households	MA (4)/ GP
			M	100	
	32. .Percentage of households covered under PDS system	Immediate	N	No of households covered under PDS	Civil Supplies
			D	Total no of Households	GP
			M	100	
	33. Proportion of eligible population with access to food grains at subsidized prices		N	No of eligible population with access to food grains at subsidized prices	
			D	Total no of Eligible Population	
			M	Nil	
Target 2.2: By 2030, end all forms of malnutrition, including achieving, by 2025, the internationally agreed targets on stunting and wasting in children under 5 years of age, and address the nutritional needs of adolescent girls, pregnant and lactating women and older persons					
15.Reduce malnutrition among children, women and older persons.					
2.2.2: Percentage of children under age 5 years who are wasted 2015-16	34. Percentage of children under age 5 years who are wasted	Long term	N	Children under 5 years who are wasted	Health /ICD S
			D	Number of children under 5 years age	Health



National level Indicators	Modified GP Level Indicator	Long term /short term /Immediate	Meta Data		Data Source
					/ICD S
2.2.5: Percentage of Children age 6-59 months who are anaemic	35. Percentage of Children age 6-59 months who are anaemic (<11.0g/dl)	Long term	M	100	
			N	Children aged 6-59 months who are anaemic	MA (119) Health /ICD S
			D	Total Number of children in age group 6-59 anemic	MA (89 + 90) / Health /ICD S
			M	100	
2.2.3: Percentage of women whose Body Mass Index (BMI) is below normal, 2015-16	36. Percentage of Adolescent (15-19) Girls who are anemic	Long term	N	Adolescent girls who are anemic	MA (87) / Health
			D	Total Number of adolescent girls	GP
			M	100	
	37. Percentage of women whose Body Mass Index (BMI) is below normal.	Long term	N	Number of Women (15-49 years) whose BMI is below Normal	Health /ICD S
			D	Total number of Women (15-49 years)	Health /ICD S



National level Indicators	Modified GP Level Indicator	Long term /short term /Immediate	Meta Data		Data Source
			M	100	
2.2.4: Percentage of pregnant women age 15-49 years who are anaemic	38. Percentage of pregnant women age 15-49 years who are anaemic (<11.0g/ dl).	Long term	N	No of Pregnant women age 15-49 years who are anemic	MA (80) Health /ICD S
			D	Total Pregnant Women aged 15-49 years	MA (113) Health /ICD S
			M	100	
	39. Percentage of older person who are anaemic	Long term	N	No of Older Person who are anemic	Health /ICD S
			D	Total no of older person	Health /ICD S
			M	100	
Target 4.1: By 2030, ensure that all girls and boys complete free, equitable and quality primary and secondary education leading to relevant and effective learning outcomes					
16. Ensure equal opportunities for boys and girls to improve learning outcomes					
4.1.7: Out of school ratio (primary, upper primary, elementary, secondary and higher secondary)	40. No of out of school girl children in GP		No calculations		MA (65) GP
Target 5.1: End all forms of discrimination against all women and girls everywhere					
17. End all forms of discrimination against all women and girls everywhere					



National level Indicators	Modified GP Level Indicator	Long term /short term /Immediate	Meta Data		Data Source
5.1.2: Per lakh women that have been subjected to dowry offences during the year	41. Number of dowry related cases reported in GP				
5.1.4: Rate of crimes against women per 1,00,000 female population	42. Rate of all Crime Against Women per 1000 women	Immediate	N	No. cases registered under crime against women	Police
			D	Mid-year female population	
			M	1000	
5.1.3 sex ratio at birth	43. Proportion of crimes against women to total crime		N	Cases registered under crime against women during reference year	Police Station
			D	Total Cases registered under (Indian Penal Code) IPC and (Special and Local Law) SLL during reference year	Police Station
			M		
5.1.3 sex ratio at birth	44. Sex ratio at birth		N	Female live birth	Health
			D	Male live birth	Health
			M	1000	

Target 5.2: Eliminate all forms of violence against all women and girls in the public and private spheres, including trafficking and sexual and other types of exploitation



National level Indicators	Modified GP Level Indicator	Long term /short term /Immediate	Meta Data	Data Source
5.2.3: Per lakh women who have experienced cruelty/ physical violence by husband or his relative during the calendar year	45. Number of women aged 18 to 49 years who have ever experienced physical or sexual violence committed by their husband			
	46. Number of sexual crime against girl children to total crime against children	N	No of Sexual Crime against Girl Children	Police
		D	Total Crime Against Children	Police
		M		
	47. Number of sexual crime reported in GP during the year		Number	Police
	48. Number of missing women to the total women	N	No of Missing Women	Police
		D	Total women Population	GP
		M	Nil	
	49. Number of Missing Girl children to total Missing Children	N	No of Missing Girl children	Police
		D	Total No of Missing Children	Police
		M	Nil	
5.1.3: Sex Ratio at Birth (in Per 1,000 male live births)	50. Child Sex Ratio (0-6 years)	N	Female population in the age-group 0-6 years	Health
		D	Male population in the age-group 0-6 years	Health
		M		
Target 5.3: Eliminate all harmful practices, such as child, early and forced marriage and female genital mutilation				



National level Indicators	Modified GP Level Indicator	Long term /short term /Immediate	Meta Data	Data Source
18. Eliminate all harmful practices, such as child, early and forced marriage				
5.3.1: Percentage of women aged 20-24 years who were married by exact age 18 years, 2015- 16	51. Proportion of women aged 20-24 years who were married before age 18		N No of Women aged 20-24 years married before age 18	GP
			D Total no of Women aged 20-24 who are married	GP
			M Nil	
5.3.2: Proportion of cases reported under the Prohibition of Child Marriage Act (early marriage of children below 18 years of age) to total crime against children	52. Number of Child Marriage reported	Immediate	Number	VLC PC/ SW/ WC D/Po lice/1 098
Target 5.5: Ensure women's full and effective participation and equal opportunities for leadership at all levels of decision-making in political, economic and public life				
19. Ensure women's full and effective participation and equal opportunities for leadership at all levels of decision-making in political, economic and public life				
5.5.1: Proportion of seats held by women in national Parliament, State Legislation and Local Self Government (similar to Indicators 10.2.2 and 16.7.1)"	53. Number of seats held by women in LSG			
5.5.3: Number of women candidates out of total candidates	54. Number of women candidates out of total		N No of Women Candidates contesting elections	



National level Indicators	Modified GP Level Indicator	Long term /short term /Immediate	Meta Data	Data Source
contesting elections (in percentage)	candidates contesting elections GP		D Total no of Candidates contesting Elections	
			M Nil	
Target 8.6: By 2020, substantially reduce the proportion of youth not in employment, education or training				
20.Reduction of the proportion of youth not in employment, education or training				
8.6.2: Proportion of youth (15-24 years) not in education, employment or training (NEET	55. No of unemployed persons (men and women) in the GP level	Long term	Number	
	56. No of unemployed persons in the age group 15-24 who are neither in employment /training / Education	Long term	Number	
Target 10.2: By 2030, empower and promote the social, economic and political inclusion of all, irrespective of age, sex, disability, race, ethnicity, origin, religion or economic or other status				
21.promote the social, economic and political inclusion of all				
10.2.3: Proportion of SC/ST persons in Elected bodies, (Lok Sabha) (similar to 16.7.2)	57. Proportion of SC/ST persons in Local Self Government		N No of SC/ST members in LSG	
			D Total no of Members in LSG	
			M Nil	
	58. Did GP ensure appropriate interventions for prevention of atrocities against SC/ST?		Yes/No	
	59. Did GP ensure participation of SC/STs members including SC/ST women in meeting and committees and in		Yes/No	



National level Indicators	Modified GP Level Indicator	Long term /short term /Immediate	Meta Data	Data Source
	various initiatives of the GP?			
	60. Were members from SC/ST involved in participatory planning and projectisation?		Yes/No	
	61. whether the Status of infrastructure and civic services in the SC/ST habitations is equitable		Yes/No	
	62. Whether the coverage of SC/ST beneficiaries in the Development programme is ensured		Yes/No	
22.Supporting Transgender				
	63. whether the transgender has basic id proof?		Yes/No	
	64. Whether the transgender gets the eligible financial support?		Yes/No	
	65. Whether the GP ensured their social inclusion?		Yes/No	
23.Measures taken to support vulnerable				
	66. Whether Panchayat is tracking that crimes against women, children, aged and differently abled are reported and FIRs are filed? (Y/N)		Yes/No	
	67. Whether the GP has made list of Vulnerable (Ultra Poor, Aged, differently abled, SC/ST, Migrants, children, women etc.,)		Yes/No	



National level Indicators	Modified GP Level Indicator	Long term /short term /Immediate	Meta Data	Data Source	
	68. Whether Panchayat has set up any community-based support mechanism for elderly, homeless and destitute (Y/N)		Yes/No		
	69. Whether the Panchayat facilitates /has established a mechanism in building a livelihood for the victim if she needs (Y/N)		Yes/No		
	70. Did GP make efforts to provide palliative care to the needy?		Yes/No		
	71. Whether the GP is arranged for support for Victims of unforeseen circumstances		Yes/No		
Target 10.4: Adopt policies, especially fiscal, wage and social protection policies, and progressively achieve greater equality					
24. Adopt policies, especially fiscal, wage and social protection policies at GP					
10.4.3: Percentage of budget allocated for welfare of SCs and STs	72. Percentage of budget allocated for welfare of SCs and STs in GP		N	Total Budget allocated for welfare of SC/STs in GP	GP
			D	Total GP Budget	GP
			M	100	
Target 16.1: Significantly reduce all forms of violence and related death rates everywhere					
25. Significantly reduce all forms of violence and related death rates					
16.1.1: Number of victims of intentional homicide per 1,00,000 population	73. Number of victims of intentional homicide per 1000 population		N	Number of victims reported under Murder (IPC Section 302 IPC)	
			D	Total GP Population	



National level Indicators	Modified GP Level Indicator	Long term /short term /Immediate	Meta Data	Data Source
			M Nil	
	74. Number of cases of violence, desertion of aged persons		Number	
	75. Number of cases of violence of differently abled		Number	
Target 16.2: End abuse, exploitation, trafficking and all forms of violence against and torture of children				
26. Significantly reduce all forms of violence and related death rates				
16.2.1: Proportion of Crime Committed against Children during the year, (Per 1,00,000 children)	76. Number of Crime Committed against Children during the year		Number	
16.2.3: Number of Missing Children, (similar to Indicator 8.7.2)	77. Number of Missing Children	Immediate	Number	police
16.2.2: Number of victims rescued from human trafficking per 1,00,000 population, by sex, age and form of exploitation	78. Number of victims rescued from human trafficking			
	79. Number of POCSO offences	Immediate		police
Target 16.9: By 2030, provide legal identity for all, including birth registration				
27. provide Aadhar card for all				
16.9.2: Proportion of population covered under Aadhaar	80. Proportion of population covered under Aadhaar		N Total Population covered by Aadhar	Revenue
			D Total Population	GP
			M Nil	



Mapping of schemes at GP level

Scheme mapping with respect to SDG target and modified GP level target portray the possible points of actions at local level. This will be a guideline for the GPDP to modify their developmental activities and further help in achieving the desired targets at GP level. *The Mapping of the schemes is provided as Annexure 11.*

Role of Panchayats in Thematic Area: Socially Secured Village

In the scenario of COVID and recovery from COVID, the Panchayat being the closest to the affected persons has the very important role of creating protective systems that ensure safety, create systems that ensure the affected families are not pushed back and deeper into poverty and are supported to build back through access to various existing government schemes and those that have been introduced specially for this, ensure all legal and government documents required for the affected families are facilitated for them, (eg legal heir certificate, patta transfer, PDS card name correction/change, Transfer Certificate in case of migration, etc), and ensure food security, mental health support, education support for children, prevent violence against women and children, child marriage etc. Loss of level education due to school closures and lack of access to learning gadgets, can be addressed by Panchayats with special initiatives taken for it. The scope of what all the Panchayat can do for recovery from COVID is enormous. The role of Panchayats is right in the centre of the Theme of a Socially secured village.

Proximity to people makes this Theme central to the functions of the Panchayat at all times. The thematic area on socially secured village (SDG 1, 2,3,4, 5, 8, 10, 16) and the relation with respect to 29 subjects transferred to the Panchayats shows areas in which Panchayats have a role and the potential in addition to fundamentally of contributing to the eradication of poverty:

- Poverty alleviation programmes
- Agriculture, Animal husbandry, etc, Fisheries, Small scale industries etc covering livelihoods
- Education, including Primary and Secondary schools
- Technical Training and Vocational Education
- Rural housing
- Family welfare
- Women and child development
- Social welfare, including welfare of the handicapped and mentally retarded
- Welfare of the weaker sections, and in particular, of the Scheduled Caste and scheduled Tribes
- Public Distribution System

Gram Panchayat –Action Points

- Identify persons and families affected by COVID and extend all aspects of support to them
- Create systems that provide support to any person or family affected due to accident/ death and consequent vulnerabilities



- Take steps to create an in depth understanding of the term ‘poverty’ among the Panchayat committee and other community volunteers
- Disseminate information about various schemes for poor and vulnerable through ASHA workers, Anganwadi workers and school teachers
- Identify the poor through validation of the list of people living with multiple deprivations as per socio-economic caste census data
- Develop criteria for identification of the poor, destitute and vulnerable
- Ensure transparency in the selection process/providing benefits
- Develop a comprehensive programme based on need assessment, goals and targets through GPDP
- Converge different agencies, their programmes and schemes and community organizations which can support the Gram Panchayat
- Facilitate registration in PDS
- Liaise with financial institutions, various departments like industry, power, animal husbandry and agriculture, resource agencies like agriculture universities, colleges, and NGOs to provide necessary support on improving food security
- Create a land register in such a way that crop, productivity, mechanization status are monitored and to identify gaps for intervention
- Prepare a target register for population vulnerable to hunger and malnutrition and monitor their status with the support of relevant department and agencies
- Form neighbourhood groups to promote peaceful community living and prevent all forms of violence
- Take the lead in ending abuse, exploitation, trafficking and all forms of violence against and torture of children through IEC, forming people’s vigilance groups and campaigns
- Support rehabilitation of the victim and ensure legal action against the perpetrator
- Make Gram Panchayat office and related offices in the village corruption free by instituting citizen charter, social audit, Gram Sabhas as platforms for monitoring governance and service delivery and other measures of transparency.
- Strengthen Gram Sabhas for ensuring responsive, inclusive, participatory and representative decision-making at all levels
- Ensure complete registration of all births
- Promote and monitor the implementation of Right to Information Act in all offices in the Gram Panchayat and initiate proactive disclosure of information on all decisions and activities of the Gram Panchayat
- Bring issues of gender disparity and violence to the attention of Panchayat Committees for action
- Promote a gender status study or analyze the gender and development
- Experience of last few years scope of intervention (undertake a Situational Analysis)
- Develop a monitoring mechanism for actions on gender issues



- Assess activities requiring budgetary support and what is the budget provided by the GP in the GPDP

People to support Panchayat

Self-Help Groups (SHGs) and their federations, literacy workers, ASHAs, teachers, National Rural Livelihood Mission (NRLM) Community Resource Persons (CRPs), Anganwadi workers, Rozgarsevaks, Teachers, NRLM CRPs, social activists, PTA/ school management committee (SMC), health workers, doctors, local experts, VAO/ Revenue Department officials, various departments and agencies with schemes connected, Social Justice Dept, Police/ Home dept, Finance, Science & Technology



Theme 8 – Village of Good Governance

(SDG 16)

VISION

Ensuring benefits of development under various schemes and responsive service delivery to all residents of GP through Good Governance

Localization is at the core of SDG implementation strategy. It is widely accepted that the achievement of the 17 Sustainable Development Goals depends on effective governance arrangements at all levels.

Admittedly, while local level governance in PRIs is still evolving in India, the institution is today affected and induced by various practices not conducive to delivering what it was envisaged for or is capable of, due to also being in the milieu of a whole structure of systemic issues, that call for change. The Panchayats are more endowed with agency functions than the statutory functions as envisaged under 73rd Constitutional Amendment Acts. Even the functioning of the Panchayat in India, more in scheduled areas needs a structural change as it does not have much effective powers to levy tax, and therefore it is dependent on the State Government for financial assistance. Further, the devolution of powers requires political will. We need to encourage the process to be more effective through policy correction and reforms.

Notwithstanding, there have been great strides taken in improving implementation of various asset creation programmes and schemes in rural areas. MIS apps / portals are already in operation to measure, compare and ascertaining status of progress of various flagship programmes being implemented at GP level. To strengthen e-Governance in Panchayati Raj Institutions (PRIs) across the country, Ministry of Panchayati Raj (MoPR) has launched eGramSwaraj, a user-friendly web-based portal and gram manchitra, providing geotagged assets created under select schemes. e-GramSwaraj and gram manchitra aim to bring better transparency in decentralised planning, progress reporting and work-based accounting.

Transparency is one of the 5 Ts for Good governance. Using the 5T pillars can be a game changer for leading reforms and achieving outcomes.





Teamwork

Teamwork can be defined as the ability of team members to work together, communicate effectively, anticipate and meet each other's demands, and inspire confidence, resulting in a coordinated collective action. Good teamwork describes groups that can communicate effectively and constructively to solve problems. Teamwork is a skill that can strengthen and unify your business, project or department. Groups that support one another encourage participation and accept others' ideas often see positive benefits, like increased productivity and better work environments.

Technology

Over a period of time, India has progressively and perceptively paved way for development in the field of Science and Technology. Information technology has ensured that a policy decision taken by the Government can be quickly executed and implemented across the country. A number of Government services including public services are being delivered at doorstep with the help of technology.

Time-Line

Timeline is essential to demonstrate a sequence of actions within a particular time interval. It is helpful in both the ways to organize the work and holding accountable for completing the work. It encompasses the task to accomplish with a clear direction and



priorities. The progress can easily be tracked with better management of time. Moreover, it will create a responsible attitude among the functionaries and beneficiaries to get done the task among the given timeline

Transparency

Transparency is government's obligation to share information with public, especially connected to schemes, programs, policies directly and indirectly impacting. It means that Government officials act openly and public are allowed to access information on Govt. policies and actions. Right to Information facilitates demand for transparency in public administration. Transparency in the public administration (i.e. systematization of the process) has to be implemented in terms of both public and the system

Transformation

The last but not the least, the pillar Transformation has its own explanation. It is a derived connotation and followed all the aforementioned four pillars i.e.- Teamwork, Technology, Transparency and Time-line. In this stage the institution will see the changes, success, above all the transformation and the incremental standard of the beneficiaries and stakeholders. Transformation leads to building up of an Eco system in facilitating Social, Political and Economic empowerment along with addressing the issues of Social Justice and entitlement.

The 5Ts concept is being implemented in Odisha Government and *is given in Annexure 12*. Karnataka working on encouraging panchayats in a different way is given along with.

Interlinkages of Good Governance Village with Respect to Other SDGs

Good governance is clearly linked with Goal 16. Other interconnected goals are Goals 1,2,3,4,5,6,8,9,and 10, which are highly oriented to achieving SDGs for vulnerable and marginalised groups, and basic services.

A set of Targets and Indicators have been evolved around the 5 T pillars, to understand them in perspective and work with them towards Good Governance in the Panchayat.



Local Indicator Frame Work (LIF)

Theme: 8 Good Governance Village (SDG – 16)

National level Indicators	Modified GP level Indicator	Long terms / short term / Immediate	Meta Data N - Numerator D - Denominator M- Multiplier		Sources
Thematic Pillar of Good Governance - Teamwork					
16.7: Ensure responsive, inclusive, participatory and representative decision-making at all levels					
1. Coordination and convergence among various institutions/ Stake holders for preparation of GPDP					
	1. Whether SHG / PLF has been part of Preparing GPDP	Immediate	(yes/No)		GP
	2. Percentage of committees /CBO involved in GPDP Planning	Immediate	N	No of committees /CBO involved in GPDP planning	GP
			D	Total Committees/CBO	
			M	100	
2.Preparation of GPDP through convergence of Departments					
	3. Percentage of departments participated in Preparation of GPDP	Immediate	N	No of departments participated in preparation of GPDP	GP Data
			D	Total no of Departments to have participated	
			M	100	
	4. No: of department schemes incorporated into GPDP	Immediate	Number		GP
3. Establishing Partnership and collaboration in Village					
	5. No: of Partnership established with NGO /CBO/Private sector/institutions	Short term		Number	GP
4.Involvement of youth /Children/SHG/Committees in implementation for SDGs					
	6. Percentage of Youth and Children participation in at least in one IEC	Immediate	N	No of Youth and Children participation in at least in one IEC	GP
			D	Total youth and children population	
			M	100	



National level Indicators	Modified GP level Indicator	Long terms / short term / Immediate	Meta Data		Sources
			N - Numerator	D - Denominator	
	7. Percentage of women participation in at least in one IEC	Immediate	N	No of women participation in at least in one IEC	GP
			D	Total women population	
			M	100	
	8. No of themes in which IEC conducted involving Committees	Immediate	Number		GP
	9. No of Activities conducted for youth and children	Immediate	Number		GP
5.PRI- SHG Convergence for benefit to GP and SHG					
	10. Number of joint trainings and Meetings held	Immediate	Number		GP/SHG
	11. Percentage of activities supported by SHG to the total no of activities	Immediate	N	No of activities supported by SHGs	GP
			D	total no of activities	
			M	100	
	12. Percentage of SHG issues addressed by GP	Short Term	N	No of SHG issues addressed by GP	GP
			D	Total no of Issues raised by SHG	
			M	100	
6. Quality and better delivery system of the various work undertaken by different Govt. Departments					
	13. No of works monitored by committee to total no of works	Immediate	N	No of works monitored by Committees	GP
			D	Total no of works undertaken	
			M	100	
Thematic Pillar of Good Governance – Technology					
16.6: Develop effective, accountable and transparent institutions at all level					
7. Promoting better public service delivery by use of technology					
	14. Is CSC co-located in GP (yes/no)	Short term	Yes/No		GP
16.6.1Number of Government services provided online to citizens	15. No of online services provided by GP	Short term	Number		GP
	16. Percentage of Services delivered as per	Immediate	N	No of Services delivered as per the timeline of the Citizens' Charter	GP



National level Indicators	Modified GP level Indicator	Long terms / short term / Immediate	Meta Data		Sources
			N - Numerator	D - Denominator	
	the timeline of the Citizens' Charter		D	Total no of Services demanded covered in the Citizens' Charter	
			M	100	
	17. Percentage of Grievances redressed	Immediate	N	No of Grievances redressed	GP
			D	Total no of Grievances	
			M	100	
	18. Whether the GP has availability of a. operational computer system b. internet connectivity c. trained manpower	Immediate	Yes/No		GP
8.Ensuring better asset management by use of technology					
	19. Percentage of public assets in the GP mapped available on portal	Immediate	N	Number of public assets mapped on portal	Gram manchitra / Panchayat portal
			D	Total number of Public Assets in GP as per GP updated	
			M	100	GP Data
	20. Percentage of Geo Tagging of Projects/works	Immediate	N	No. Of Activity / Projects Geo tagged	Gram manchitra / panchayat portal
			D	Total no. Of activity / Projects to be Geo tagged	
			M	100	GP Data/ Department Data
9. Better financial management using technology					
	21. Online Management of Income and Expenditure	Immediate	N	Receipt and Expenditure updated online	e-gramswaraj
			D	Receipt and Expenditure as per records	
			M	100	GP data
	22. Closing of Accounts in eGramSwaraj a. Daily b. Monthly c. Annual	Immediate		e-GramSwaraj	e-GramSwaraj
	23. No of Audit objections raised	Short term		Number	DyBDO (Audit)/



National level Indicators	Modified GP level Indicator	Long terms / short term / Immediate	Meta Data N - Numerator D - Denominator M- Multiplier		Sources
					AD (audit) /LF (audit)/auditonline
10. Availing quick and easy access to information by citizens					
	24. Updated Accounts of the panchayat visible on the Portal (yes/no)	Immediate	yes/no		https://egramswaraj.gov.in
	25. Whether Panchayat accounts read out in the Gram Sabha	immediate	yes/no		GP
	26. Ensuring transparency in Tender process	Immediate			GP
Thematic Pillar of Time-Line					
16.6: Develop effective, accountable and transparent institutions at all level					
11. Preparation of GPDP Action Plan					
	27. Whether the GPDP placed in the Gram Sabha within the scheduled time	Immediate	Ye/No		GP
	28. Whether the GPDP upload in the Portal	Immediate	Yes/No		eGramswaraj
12. Implementation of GPDP as planned					
	29. Percentage of works implemented to total works in the GPDP	Immediate	N	No of GPDP works implemented	GP
			D	Total no of Works in GPDP	
			M	100	
	30. Percentage of activities taken up to the total no of activities as per GPDP	Immediate	N	No of GPDP activities taken up	GP
			D	Total no of activities in GPDP	
			M	100	
13. Timely completion of work					
	31. Percentage of Works completed to the total no of works taken up by GP	Immediate	N	No of works completed	GP
			D	Total no of works taken up	
			M	100	
14. Disaster mitigation Activities					



National level Indicators	Modified GP level Indicator	Long terms / short term / Immediate	Meta Data N - Numerator D - Denominator M- Multiplier		Sources
	32. Preparation of Disaster Risk Reduction Plan (y/n)	Immediate	Yes/no		GP
	33. Whether Training for Disaster Management conducted	Immediate	Yes/no		GP
15. Ensuring progress monitoring of different activities of Govt Departments & Institutions					
	34. Completion of Mission Antodaya Survey	Immediate	https://missionantodaya.nic.in/		https://missionantodaya.nic.in/
	35. Percentage of Works completed to the total no of works taken up by Departments	Immediate	N	No of works completed	Department data
			D	Total no of works taken up	
			M	100	
	36. Percentage of Geo-tagging of all works	Immediate	N	Number of works geotagged	MGNREGS
			D	Total no of works to be geotagged under all schemes	JJM SBM Any others
			M	100	
16.Promoting better public service delivery					
	37. Whether the Services provided as per timeline specified in the citizen charter	Immediate			GP
Thematic Pillar of Transparency					
16.5: Substantially reduce corruption and bribery in all their forms					
16.6: Develop effective, accountable and transparent institutions at all level					
16.10: Ensure public access to information and protect fundamental freedoms, in accordance with national legislation and international agreements					
17.Citizen charter implemented in the GP					
	38. Whether the Citizen charter is prepared and upload in the Portal (Panchayat Charter website)	Immediate		Panchayat charter website	Panchayat charter website
18.Promote accountability and ownership among all stakeholders for quality service delivery					
	39. Whether the GP Office opened daily	Immediate		Yes/No	survey



National level Indicators	Modified GP level Indicator	Long terms / short term / Immediate	Meta Data N - Numerator D - Denominator M- Multiplier		Sources
	40. Whether discussion on Progress of works & Utilization of Fund in GP Meeting	Immediate		Yes/No	GP
	41. Whether Progress of works & Utilization of Fund is placed in Gram Sabha	immediate		Yes/No	GP
	42. Percentage of progress of works and utilization of fund displayed on the portal	Immediate		eGramswaraj/Panchayat portal	eGramswaraj/panchayat portal
	43. Percentage of RTI queries responded	Immediate	N	Number of RTI queries answered	GP
D			Number of RTI queries raised		
M			100		
19.Ensuring all assets and works are visible on portal					
	44. Percentage of Geo-tagging of all assets and works visible on portal	Immediate			MGNREGS ... Panchayat portal
20.Ensuring proper work quality and Social Audit					
	45. Whether Social Audit report is uploaded in the MGNREGS Portal	Immediate			MGNRES website
	46. No of Issues raised in the Social Audit Report	Immediate			MGNRES website
	47. Value of issues raised in the Social Audit Report	Immediate			MGNRES website
21.Transparent selection of Beneficiaries under Schemes					
	48. Whether the List of beneficiaries of all Schemes displayed in GP	Immediate		Yes/no	GP
	49. Whether the List of beneficiaries of all Schemes is approved in the Gram Sabha	Immediate		Yes/no	GP
22.Ensuring the quality and transparency in programme implementation					



National level Indicators	Modified GP level Indicator	Long terms / short term / Immediate	Meta Data		Sources
			N - Numerator	D - Denominator	
	50. Percentage of information board at work site	immediate	N	No of work site having information board	GP
			D	Total no of work site	
			M	100	
	51. Whether the List of works taken up in the GP displayed at the GP office	Immediate	Yes/No		GP
	52. Whether the List of works taken in the hamlet displayed at the hamlet	Immediate	Yes/No		GP
	53. People participation in the conduct of Social Audit	Immediate	Yes/No		GP
	54. Percentage of works implemented in GP being monitored by the committee	Immediate	N	No of works implemented by GP being monitored	GP
			D	Total no of Works implemented by GP	
			M	100	
Thematic Pillar of Transformation					
16.7: Ensure responsive, inclusive, participatory and representative decision-making at all levels					
16.a: Strengthen relevant national institutions, including through international cooperation, for building capacity at all levels					
23.Ensuring capacity building of functionaries for development					
	55. No of persons trained at least once in the Govt programme and programmes conducted by others	Immediate		Number	GP
	56. Total number of Capacity building programmes attended from GP	Immediate		Number	GP
	57. Average coverage of persons (age >18) in GP under various Capacity building programme	Immediate	N	Number of persons attended	GP
			D	Number of programmes conducted	
			M	100	
24.Promote inclusive development and governance.					



National level Indicators	Modified GP level Indicator	Long terms / short term / Immediate	Meta Data		Sources
			N - Numerator	D - Denominator	
	58. Whether the Issues related to Women is discussed in the GS	Immediate		Yes/No	GS
	59. Percentage of women issues on which action taken	Immediate	N	Numbers of women issues on which action taken	GP
			D	Numbers of women issues raised	
			M	100	
	60. Whether the Issues related to children is discussed in the GS	Immediate		Yes/No	GS
	61. Percentage of children issues on which action taken	Immediate	N	Numbers of children issues on which action taken	GP
			D	Numbers of children issues raised	
			M	100	
	62. Whether the Issues related to elderly is discussed in the GS	Immediate		Yes/No	GS
	63. Percentage of elderly issues on which action taken	Immediate	N	Numbers of elderly issues on which action taken	GP
			D	Numbers of elderly issues raised	
			M	100	
	64. Whether the Issues related to differently abled is discussed in the GS	Immediate		Yes/No	GS
	65. Percentage of differently abled issues on which action taken	Immediate	N	Numbers of differently abled issues on which action taken	GP
			D	Numbers of differently abled issues raised	
			M	100	
	66. Whether the Issues related to marginalised (including Transgender) is discussed in the GS	Immediate		Yes/No	GS
	67. Percentage of marginalised (including	Immediate	N	Numbers of marginalised (including	GP



National level Indicators	Modified GP level Indicator	Long terms / short term / Immediate	Meta Data		Sources
			N - Numerator	D - Denominator	
	Transgender) issues on which action taken			Transgender) issues on which action taken	
			D	Numbers of marginalised (including Transgender) issues raised	
			M	100	
	68. Whether the Issues related to SC/ST is discussed in the GS	Immediate		Yes/No	GS
	69. Percentage of SC/ST issues on which action taken	Immediate	N	Numbers of SC/ST issues on which action taken	GP
			D	Numbers of SC/ST issues raised	
			M	100	
	70. No of Mahila Sabha conducted	Immediate		Number	GP
	71. Average Ward sabha conducted (total ward sabha/no of sabha)	Immediate	N	Number of ward sabhas conducted	GP
			D	Number of wards in GP	
			M		
	72. No of bal Sabha conducted	Immediate		Number	GP
	73. Average meeting held per committee (all meeting/ no of Committees)	Immediate	N	Total no of meeting conducted by all committees	GP
			D	No of committees	
			M	nil	
25.Enhancing Panchayat own resources					
	74. Percentage Increase in own source revenue	Short term	N	Income from own source revenue in the current year minus income from own source revenue in the previous year	GP
			D	Income from own source revenue in the previous year	
			M	100	



National level Indicators	Modified GP level Indicator	Long terms / short term / Immediate	Meta Data		Sources
			N - Numerator	D - Denominator	
	75. Percentage of Expenditures made to empower vulnerable and marginalised section out of GP fund/Own source revenue	Immediate	N	Expenditures made to empower vulnerable and marginalised section	GP
D			Total Own source revenue		
M			100		
	76. Number of income generating assets created during year of Assessment?	Short term	Number		GP
26. Innovation in improving the delivery of public services and GP development					
	77. Whether Innovations helped in improving overall development in gram panchayat.	Long term	Yes/no		GP
	78. Whether any innovative measures to improve delivery of civic services and governance	Long term	Yes/no		GP

Mapping of Schemes and Departments connected at GP level

Various Schemes contribute to the 5 Ts if they are effectively drawn on, and worked together. The monitoring tools, capacity building programmes, guidelines are important for this.

Departments connected to the Theme

Panchayati Raj, Rural Development, Women & Child Development, Health & Family Welfare, Agriculture, School & Mass Education, Forest & Environment, Animal Husbandry, Revenue & Disaster, SCST & OBC Development, Social Security & Empowerment of Persons With Disabilities (SSEPD), Cooperation.

Schemes to Support

Deen Dayal Antyodaya Yojana (DAY-NRLM), Mahatma Gandhi National Rural Employment Guarantee Scheme(MGNREGS), Deen Dayal Upadhyaya Grameen Kaushalya Yojana (DDU-GKY), State Poverty Eradication Missions, National Social Assistance Programme (NSAP), Pradhan Mantri AwasYojana (PMAY), Public Distribution System (PDS), Rashtriya Swasthya Bima Yojana (RSBY), Swachh Bharat Mission (SBM), Deen Dayal Upadhyaya Gram Jyoti



Yojana, State sponsored schemes and programmes on Health, Nutrition, Agriculture, Animal husbandry, Horticulture and Livelihoods

Good governance in the context of Panchayati Raj and Action points

Good Governance is of great significance in making PRIs functional and efficient. The concept of Good Governance encompasses Transparency, Accountability, Compassionate Responsibility/Responsiveness and maximum Cooperation/Participation of citizens. PRIs are supposed to undertake the responsibility of providing basic services to citizens at the grassroots level. Thus, Good Governance becomes integral to their success.

The Gram Panchayats in the country have been entrusted with preparation of plans for local development. The decision-making process of the Panchayats is such that the Gram Sabha (GS) discusses the development work plans of the GP of the Gram Panchayat Development Plan (GPDP) and the elected representatives execute the plans. Formulation of holistic GPDP improves efficiency of implementation of plans and programmes, resulting in sustainable development covering all the three dimensions – social, economic and environmental.

Since all eligible voters of the village can participate in the Gram Sabha, it is a channel to include the less privileged sections of society and ensure their participation in the village level governance wherein they can advocate their developmental aspirations. This bottom-up approach is meant to reflect felt needs of various stakeholders. This process reflects practice of inclusive governance.

However, it is observed that attendance in GS is not high in most of the GPs. Inter -ward disparities can be seen in visible signs in terms of village roads, water supply, sanitation, storm water drainage, and street-lighting. In spite of so many schemes, projects & initiatives introduced by the State & Central Govt agencies, even today the level of improvement in terms of basic services and infrastructure in villages has not kept pace with the rising aspirations among rural people. On most developmental indicators there is a significant gap. This needs to be seen in context of roles and responsibilities of different stakeholders. In the above backdrop the concept on 5Ts in the context of GP Governance could address these challenges infusing the traditional village cultural cohesive spirit.

Teamwork - Panchayat' Perspective

Teamwork is critical key to achieve development goals in community governance structure. Constitutional provisions envisage Panchayats to undertake planning for comprehensive holistic development in rural area. GP, Block and ZP Planning Unit will work in a team to take stock and map financial, social, human, natural and other resources to have a realistic assessment of existing situation. All the village level committees namely Village Water Sanitation & Nutrition committees, GKS, standing committees, SMA GPLF, CLF, CSOs and other Scheme related committees need to be work with the PRIs for better functioning of PR administration and programme implementation. Further the healthy interface among above committees and grass root level extension officials and cadres with PRIs will no doubt lead to more intra and inter convergence among the schemes under implementation and further facilitate effective service delivery.

Technology - Panchayat' Perspective



Availability of timely information to the general public as well as functionaries, clarity about various rules, provisions and operational issues and M&E are of utmost importance for efficient implementation of schemes and programmes at PRIs level. Various e -Governances applications and MIS Portals under flagship programmes along with ICT has made visible impacts in creating mass awareness on effective delivery of various services. Thus, by using technology driven platform through e-Gramswaraj at PRIs level -as single window, common man is having access to various information relating to financial status, assets, development schemes, survey reports etc of Panchayati Raj Institutions. It also ensures timely and transparent expenditure of for greater public interest. Thus, a comprehensive digital panchayat platform generating content for the Panchayat and equally planning tool for GPDP. A technology driven Panchayat would improve the capability of the rural people in governance and lead to their empowerment

Time-Line - Panchayat' Perspective

Timely intervention and action is very relevant in Panchayat functioning and village. Identification of beneficiaries, projects, programmes with mission mode, resources and its implementation so all so monitoring and supervision at PRI level are to be ensured as per timeline for achieving development goals. Disaster mitigation activities are to be given top most priority and should be adhered to prescribed timeline. Preparation of plan – GPDP / BPDP / DPDP are to be prepared with in a specific & prescribed time frame. Similarly, RTI other citizen centric, service delivery should be complied with in the timeline to ensure citizens' charter is met. Further timely conduct of Gram Sabha, Panchayat meetings, Review meetings, grievance redressal and reports & returns leads efficient and responsive administration and effective & quality delivery of public services.

Transparency - Panchayat' Perspective

Transparency is the bedrock of Good Governance and it is all the more so in case of Panchyati Raj Administrative Unit. Transparency in the PRIs can not be achieved without a systematic approach for putting the information in public domain. The more systematic is the process for putting information in various platforms public domain, higher is the transparency in the functioning of the PRIs. Timely grievance redressal, RTI compliance, citizen charter, conduct of social audit ., public hearing along with wide range publicity of information through localized IEC relating to various programmes and schemes will lead to greater transparency in PR administration. Moreover detail discussion / deliberation in various meetings like standing committee, GP meeting, Gram Sabha will also ensure transparency and accountability in the decentralized governance system. Moreover, PFMS - a digital tool used at Panchayat level ensures financial transparency and discipline in Panchayat Fund Management. An effective Panchayat is one that is transparent concerning its functions, expenditures, targets, tenders and contracts.

Transformation - Panchayat' Perspective

Transformation of Panchayats as engineered by Team work, Technology, Timeline and Transparency will no doubt will lead to Panchayats over a period of time i.e 2030 where poverty will be a thing of the past, where women, SC,ST and poor are equal partners in growth and development. Similarly Panchayats will have an development plan namely GPDP, VAP, VPRP etc agenda which is inclusive of all vulnerable sections and where the dreams of our youth come true. Transformation will create informed citizenry with a knowledge base on various provisions, legal



frameworks, financial aspects and other directions of different schemes/ programmes resulting mainstreaming of marginalised sections that leads to comprehensive holistic development.

People (Stakeholders) to support the Panchayat

Self-Help Groups (SHGs) and their federations, literacy workers, ASHAs, teachers, elected PRI leaders, village level Social Auditor, National Rural Livelihood Mission (NRLM) Community Resource Persons (CRPs), Anganwadi workers, Gram Rozgar Sevaks, Members of Panchayat Standing Committee, Gram Panchayat Level Federations, Village Water, Sanitation & Nutrition Committee, Panchayat Executive Officer, Livestock workers etc.



Theme 9: Engendered development in Village

(SDG -1,2,3,4,5 and 8)

VISION

To achieve gender equality, provide equal opportunities, empower women and girls in a safe environment

The XI Schedule of the 73rd amendment of the Constitution of India outlines clearly that women and child development are among the 29 subjects transferred to Panchayats. 50 % of seats in the Local Self-governments are reserved for women. Laws have been framed for providing equal rights to women. Schemes are providing benefits specifically for women. Income generating assets, scholarships for pursuing education, health and nutrition focus for women etc., are all in flagship schemes. The SHGs for women have been a game changer and has made a huge difference to women and her status in the society. The changes in the last 2 decades have impacted differently in different States and within States. Capitalizing on this to address the entrenched issues and aspects that have inhibited women participation on equal footing did not happen to the scope that SHGs provide. Gender stereotypes have not changed despite women getting elected to Panchayats. Panchayat patis are in control in some Panchayats.

Gender equality is not only a fundamental human right, but inevitable for a peaceful and sustainable future. The exclusion of women places half of the world's population outside the realm of opportunity to partner in building prosperous societies and economies. Equal access to education, decent work, and representation in political and economic decision-making processes are not only rights women should have, they benefit humanity at large. Goal 5 aims to eliminate all forms of discrimination and violence against women in the public and private spheres and to undertake reforms to give women equal rights to economic resources and access to ownership of property. Ending all discrimination against women and girls is not only a basic human right, it's crucial for sustainable future; it's proven that empowering women and girls helps economic growth and development. The Constitution of India envisages a discrimination-free India. Without ensuring gender equity and equal rights for women, social and developmental disparities cannot be eradicated. Some of the Challenges to Gender Equity in the society are:

- Physical and mental violence towards women
- Child marriage, Early marriage, Forced marriage
- Trafficking of women for sex work and bonded labour, forced migration
- Abuse of Disabled and Aged women and lack of support for their health, nutrition and social interaction
- Lack of support to adolescent girls on education, health and nutrition
- Lack of value for unpaid domestic work generally carried out by women.

Globally women spend roughly three times the amount of time spent by men on unpaid work. In India it is 9.8 times that of men Local level development and local interventions are very important for addressing these disparities because social institutions at the local level are the key players in influencing the social practices which affect empowerment of women and girls. Local social networks also play an important role in addressing gender disparities through strategic



interventions, disseminating new ideas and reforming governance practices for achieving desired results on gender equality.

COVID has drawn attention to violence against women as the shadow pandemic. Consequences have also seen child marriages, women losing employment, increased responsibility of managing children's education at home, expenditure on hygiene protection, morbidity etc., and it is common knowledge that women and girls have been the worst affected. Cases of sexual abuse of girls are getting reported more.

The attention from SDGs and the flagship programmes including NRLM, SSA, SBM etc that directly focus on women, or have specific focus for women built in, should move the process to gender equality with greater steam.

The critical role played by women in various activities whether at home, at the community level or in the care of the environment is often undervalued. There is information asymmetry in the knowledge and training of women. This can be reversed only when women are recognised as agents of change and are integrated into the different aspects of development. The Gram Panchayats represent the new space for change where basic issues such as health and sanitation, nutrition, education, legal awareness, violence against women all would need to be dealt with by them. Only then can the community realise the full potential of the local body, work towards its proper functioning and foster a more holistic form of development. The need for women is to transition them from mere receivers or targets of welfare policies, to agents of change as they are also critical actors of development.

There is need to empower women with awareness, confidence and self-assurance and create an enabling environment to enhance their involvement in public life that is essential for eradicating poverty and gender inequality. Safety is a key issue to be addressed for greater participation of women and girls.

Interlinkages of Theme with respect to Other SDGs










Primarily SDG 5 focuses on gender equality and the Theme Engendered Panchayat first brings to mind SDG 5. Gender is cutting across all goals and cannot but be so. Women's empowerment is a pre-condition to achieve the targets of several Sustainable Development Goals like poverty eradication, gender equality, reduced inequalities, good health and well-being for all, decent work and economic growth among others.


































The related targets of the SDGs are encompassing as these also cover major areas of concern like violence and discrimination against women, child marriage, reproductive and sexual health of women, effective participation of women at workplace, political role from parliament to local bodies and also in public life, ownership over land, and laws and policies to ensure effective implementation of these.

Engendered panchayat would be linked to other goals and targets as described below:

<p>SDG 1</p>	<p>TARGET 1-1</p>  <p>ERADICATE EXTREME POVERTY</p>	<p>TARGET 1-2</p>  <p>REDUCE POVERTY BY AT LEAST 50%</p>	<p>TARGET 1-3</p>  <p>IMPLEMENT SOCIAL PROTECTION SYSTEMS</p>	<p>TARGET 1-4</p>  <p>EQUAL RIGHTS TO OWNERSHIP, BASIC SERVICES, TECHNOLOGY AND ECONOMIC RESOURCES</p>	<p>TARGET 1-5</p>  <p>BUILD RESILIENCE TO ENVIRONMENTAL, ECONOMIC AND SOCIAL DISASTERS</p>	<p>TARGET 1-A</p>  <p>MOBILIZE RESOURCES TO IMPLEMENT POLICIES TO END POVERTY</p>	<p>TARGET 1-B</p>  <p>CREATE PRO-POOR AND GENDER-SENSITIVE POLICY FRAMEWORKS</p>
<p>SDG 2</p>	<p>TARGET 2-1</p>  <p>UNIVERSAL ACCESS TO SAFE AND NUTRITIOUS FOOD</p>	<p>TARGET 2-2</p>  <p>END ALL FORMS OF MALNUTRITION</p>					



SDG 3	<p>TARGET 3-1</p>  <p>REDUCE MATERNAL MORTALITY</p>	<p>TARGET 3-2</p>  <p>END ALL PREVENTABLE DEATHS UNDER 5 YEARS OF AGE</p>	<p>TARGET 3-7</p>  <p>UNIVERSAL ACCESS TO SEXUAL AND REPRODUCTIVE CARE, FAMILY PLANNING AND EDUCATION</p>	<p>TARGET 3-8</p>  <p>ACHIEVE UNIVERSAL HEALTH COVERAGE</p>		
SDG 4	<p>TARGET 4-1</p>  <p>FREE PRIMARY AND SECONDARY EDUCATION</p>	<p>TARGET 4-2</p>  <p>EQUAL ACCESS TO QUALITY PRE-PRIMARY EDUCATION</p>	<p>TARGET 4-4</p>  <p>INCREASE THE NUMBER OF PEOPLE WITH RELEVANT SKILLS FOR FINANCIAL SUCCESS</p>	<p>TARGET 4-5</p>  <p>ELIMINATE ALL DISCRIMINATION IN EDUCATION</p>	<p>TARGET 4-6</p>  <p>UNIVERSAL LITERACY AND NUMERACY</p>	<p>TARGET 4-A</p>  <p>BUILD AND UPGRADE INCLUSIVE AND SAFE SCHOOLS</p>
SDG 6	<p>TARGET 6-1</p>  <p>SAFE AND AFFORDABLE DRINKING WATER</p>	<p>TARGET 6-2</p>  <p>END OPEN DEFECTION AND PROVIDE ACCESS TO SANITATION AND HYGIENE</p>	<p>TARGET 6-5</p>  <p>IMPLEMENT INTEGRATED WATER RESOURCES MANAGEMENT</p>			
SDG 7	<p>TARGET 7-1</p>  <p>UNIVERSAL ACCESS TO MODERN ENERGY</p>					
SDG 8	<p>TARGET 8-5</p>  <p>FULL EMPLOYMENT AND DECENT WORK WITH EQUAL PAY</p>	<p>TARGET 8-7</p>  <p>END MODERN SLAVERY, TRAFFICKING AND CHILD LABOUR</p>	<p>TARGET 8-8</p>  <p>PROTECT LABOUR RIGHTS AND PROMOTE SAFE WORKING ENVIRONMENTS</p>	<p>TARGET 8-B</p>  <p>DEVELOP A GLOBAL YOUTH EMPLOYMENT STRATEGY</p>	<p>TARGET 8-10</p>  <p>UNIVERSAL ACCESS TO BANKING, INSURANCE AND FINANCIAL SERVICES</p>	
SDG 9	<p>TARGET 9-1</p>  <p>DEVELOP SUSTAINABLE, RESILIENT AND INCLUSIVE INFRASTRUCTURES</p>	<p>TARGET 9-3</p>  <p>INCREASE ACCESS TO FINANCIAL SERVICES AND MARKETS</p>	<p>TARGET 9-C</p>  <p>UNIVERSAL ACCESS TO INFORMATION AND COMMUNICATIONS TECHNOLOGY</p>			
SDG 10	<p>TARGET 10-1</p>  <p>REDUCE INCOME INEQUALITIES</p>	<p>TARGET 10-2</p>  <p>PROMOTE UNIVERSAL SOCIAL, ECONOMIC AND POLITICAL INCLUSION</p>				
SDG 16	<p>TARGET 16-1</p>  <p>REDUCE VIOLENCE EVERYWHERE</p>	<p>TARGET 16-2</p>  <p>PROTECT CHILDREN FROM ABUSE, EXPLOITATION, TRAFFICKING AND VIOLENCE</p>	<p>TARGET 16-3</p>  <p>PROMOTE THE RULE OF LAW AND ENSURE EQUAL ACCESS TO JUSTICE</p>	<p>TARGET 16-7</p>  <p>ENSURE RESPONSIVE, INCLUSIVE AND REPRESENTATIVE DECISION-MAKING</p>	<p>TARGET 16-9</p>  <p>PROVIDE UNIVERSAL LEGAL IDENTITY</p>	

Some of the correlations can be seen as:

- Gender sensitive development strategies, equal rights and access to resources and services for men and women (1.b & 1.4) will catalyze timely achievement of SDG 5.



- Attainment of SDG2 (2.2 & 2.3) - Nutritional needs adolescent girls, pregnant and lactating women, increase income of female small scale food producers, will substantiate to end discrimination in all forms (5.1).
- Target 3.7 offers universal access to sexual and reproductive health services and rights
- Targets 4.5, 4.6, 4.7& 4b will loosen up gender disparities in education, promote education on gender equality, and gender sensitive learning environments and literacy to end discrimination.
- Improved sanitation and hygiene with special attention to the needs of women and girls (6.2) will upkeep gender equality.
- Targets 8.5 & 8.8 focuses on - equal pay for equal work, protects female migrant's workers, and recognize care and domestic work.
- Target 10.2 is for social, economic and political inclusion irrespective of sex, end discrimination, equal participation and decision making.
- Access to public transport and public space with particular attention to women (11.2, 11.7) will encourage marginalized groups.
- Raise capacity for climate change planning and management including focusing on women (13.b) and end all forms of violence against children (16.2) will hopefully address SDG 5 indeed.



Local Indicator Frame Work (LIF)

Theme 9: Engendered development in the panchayats

National level Indicators	Modified GP Level Indicator	Long term /short term /Immediate	Meta Data	Data Source	
Target 5.1: End all forms of discrimination against all women and girls everywhere					
1.To reduce crimes against women and girls					
5.1.1: Rate of crimes against women per every 1,00,000 female population	1. Rate of all Crime Against Women per 1000 women	Immediate	N	No. cases registered under crime against women	SCRB/ Local police station
5.1.2: Per lakh women that have been subjected to dowry offences during the year			D	Mid-year female population	
			M	1000	
5.1.3 : Sex Ratio at Birth	2. No. of girls born to boys born every year	Short term	N	No of girls born during the year	Health
			D	No of Boys born during the year	
			M	Nil	
5.1.4 : Whether or not legal framework are in place to promote, enforce and monitor equality and non-discrimination on the basis of sex.	3. Awareness regarding help line	Immediate	Yes/no	GP survey	
Target 5.2 : Eliminate all forms of violence against all women and girls in the public and private spheres, including trafficking and sexual and other types of exploitation					
2. Ensuring safety of women in public and private spheres					
5.2.1 : Proportion of crime against women to total crime reported in the country during the calendar year	4. Proportion of crimes against women to total crime	Long term	N	Cases registered under crime against women during reference year	Police Station
			D	Cases registered under (Indian Penal Code) IPC and (Special and Local Law) SLL during reference year	Police Station
			M	100	



National level Indicators	Modified GP Level Indicator	Long term /short term /Immediate	Meta Data		Data Source
5.2.3 : Proportion of cruelty/ physical violence on women by husband or his relative to total crime against women during the calendar year	5. Rate of Domestic violence against Women per 1000 women	Long term	N	No of Domestic Violence against Women	Police Station
			D	Total no of women	GP
			M	1000	
5.2.7 : Child Sex Ratio (0-6 Years)	6. Proportion of girls to boys (0-6 years)	Long term	N	No of Girls in the age group 0-6 years	Health
			M	No of Girls in the age group 0-6 years	
			D	100	
Target 5.3 Eliminate all harmful practices, such as child, early and forced marriage and female genital mutilation					
3.Prevent girl Child Marriage					
5.3.1 : Proportion of cases reported under the Prohibition of Child Marriage Act (early marriage of children below 18 years of age) to total crime against children.	7. No of child marriages Prevented/ reported	Immediate	Number		VLCPC/ SW/WC D/Police/ 1098
5.3.2 : Proportion of women aged 20-24 years who were married or in a union before age 18	8. Proportion of women aged 20-24 years who were married before age 18	Long term	N	No of Women aged 20-24 years married before age 18	GP
			D	Total no of Women aged 20-24 who are married	GP
			M	Nil	
Target 5.5 : Ensure women's full and effective participation and equal opportunities for leadership at all levels of decision-making in political, economic and public life					
4. Improve participation of women in political, economic activities and participation in community-based organisations					
1.3.4: Number of Self Help Groups (SHGs) provided bank credit linkage	9. Percentage of poor women in SHGs	Short term	N	No of Poor Women in SHG	RD
			D	Total No of Poor Women	GP
			M	100	
		Short term	N	No of SHG accessed bank loans	MA (101)/RD



National level Indicators	Modified GP Level Indicator	Long term /short term /Immediate	Meta Data		Data Source
	10. Percentage of SHGs accessed bank Loans		D	Total no of SHGs	RD
			M	100	
5.5.1 : Proportion of seats held by women in national Parliament, State Legislation and Local Self Government	11. No of women elected to GP and Members of Statutory committees to total Number of seats and Members of Statutory Committees	short term	N	No of Women Elected as GP and Members of Statutory committees	GP
			D	Total No of seats and member of statutory committees	GP
			M	100	
	12. No of Mahila Sabha conducted in the GP	Short term	Number		GP
	13. Percentage of Women Participation in Gram sabha	Short term	N	No of Women Participated in Gram sabha	GP
				Total No of Participants	GP
			100		
5.5.2 : Number of women in Board of listed companies	14. Percentage of women in leadership position in FPOs etc.,	Short term	N	No of Women in leadership position in GP level Organisation	GP
			D	Total no of Leadership position in GP level Organisation	GP
			M	100	
Target 5.6 : Ensure universal access to sexual and reproductive health and reproductive rights as agreed in accordance with the Programme of Action of the International Conference on Population and Development and the Beijing Platform for Action and the outcome documents of their review conferences					
5. To improve to reproductive and sexual health care to women					
5.6.1 : Percentage of currently married women (15-49 years) who use modern methods of family planning	15. Percentage of currently married women (15-49 years) who use any modern family planning methods (Same as NIF)	Long term	N	Currently married women aged 15-49 years who use modern contraceptive methods	GP survey
			D	Currently married women aged 15-49years	GP
			M	100	



National level Indicators	Modified GP Level Indicator	Long term /short term /Immediate	Meta Data		Data Source
3.8.6 : Proportion of women aged 30-49 years who report they were ever screened for cervical cancer and the proportion of women aged 30-49 years who report they were screened for cervical cancer during the last 5 years	16. Proportion of women (aged 30-49) screened under the NCD programme for cervical/breast cancer	Immediate	N	No of Women aged (30-49) screened under the NCD	Health
			D	Total no of Women	GP
			M	100	
Target 5 a. Undertake reforms to give women equal rights to economic resources, as well as access to ownership and control over land and other forms of property, financial services, inheritance and natural resources, in accordance with national laws					
6. Equal Access to Economic and Natural resource and Financial Services for women					
5.a.1 : Operational land holdings - gender wise	17. Operational land holdings held by women	Long term	N	women Operational Holdings	Land Records
			D	Total Operational Holdings	Land Records
			M	100	
Target 5.c : Adopt and strengthen sound policies and enforceable legislation for the promotion of gender equality and the empowerment of all women and girls at all levels					
7. Planning and budgeting for the girls and women					
1.b.1: Proportion of budget earmarked under gender budget	18. Percentage of budget earmarked for projects which are directly beneficial to women	Short term	N	Total Budget earmarked to Women in GP	GP
			D	Total GP Budget	GP
			M	100	
	19. Whether the GP is preparing Gender Responsive Budget	Short term		Yes/No	GP
Target 2.1: By 2030, end hunger and ensure access by all people, in particular the poor and people in vulnerable situations, including infants, to safe, nutritious and sufficient food all year round					
8. Ensure quality nutritious food to all girl children aged under five years					
2.1.1: Percentage of children aged under 5 years who are underweight	20. Percentage of Girl children aged under 5 years who are underweight	immediate	N	Girls Children aged 0-59 months who are underweight	Health/ ICDS
			D	Number of children in age group 0-59 months	ICDS



National level Indicators	Modified GP Level Indicator	Long term /short term /Immediate	Meta Data		Data Source
			M	100	
Target 2.2: By 2030, end all forms of malnutrition, including achieving, by 2025, the internationally agreed targets on stunting and wasting in children under 5 years of age, and address the nutritional needs of adolescent girls, pregnant and lactating women and older persons					
9.Facilitate enrolment of girl children, pregnant women and adolescent girls under ICDS 10. Reduce malnutrition among girl children, women. 11.Facilitate the nutritional needs of adolescent girls, pregnant and lactating women and older women					
2.2.2: Percentage of children under age 5 years who are wasted	21. Percentage of girl children under age 5 years who are wasted	Short term	N	Girl Children under 5 years who are wasted	Health /ICDS
			D	Number of children under 5 years age	Health /ICDS
			M	100	
2.2.3: Percentage of women whose Body Mass Index (BMI) is below normal	22. Percentage of women whose Body Mass Index (BMI) is below normal.	Long term	N	No of Women whose BMI is below normal	Health /ICDS
			D	No of Women whose BMI were Measured	Health /ICDS
			M	100	
2.2.4: Percentage of pregnant women age 15-49 years who are anaemic (<11.0g/ dl)	23. Percentage of pregnant women age 15-49 years who are anemic (<11.0g/ dl).	Immediate	N	No of Pregnant women age 15-49 years who are anemic	MA (80) Health /ICDS
			D	Total Pregnant Women aged 15-49 years	MA (113) Health /ICDS
			M	100	
	24. Percentage of older women (>40 age) who are anemic	Short term	N	No of Older women who are anemic (>40 age)	Health /ICDS
			D	Total no of older women	Health /ICDS
			M	100	



National level Indicators	Modified GP Level Indicator	Long term /short term /Immediate	Meta Data		Data Source
2.2.5: Percentage of Children age 6-59 months who are anaemic (<11.0g/dl)	25. Percentage of girl Children age 6-59 months who are anemic (<11.0g/dl)	Immediate	N	Girl Children aged 0-59 months who are underweight	Health /ICDS
			D	Number of children in age group 0-59 months	Health /ICDS
			M	100	
Target 2.3: By 2030, double the agricultural productivity and incomes of small-scale food producers, in particular women, indigenous peoples, family farmers, pastoralists and fishers, including through secure and equal access to land, other productive resources and inputs, knowledge, financial services, markets and opportunities for value addition and non-farm employment					
12.Increase the income of women					
2.3.2: Gross Value Added in agriculture per worker	26. Percentage of women (aged 16-60) received Government benefits in last 5 years for enhancing income (Including SHG, skill Training, FPOs cow, goat etc.,	Short Term	N	No of women received Govt Benefits in last 5 years for enhancing income	GP survey
			D	Total no of Women (16-60)	GP Survey
			M	100	
Target 8.2: Achieve higher levels of economic productivity through diversification, technological upgrading and innovation, including through a focus on high-value added and labour- intensive sectors					
13.Ensure full and productive employment and decent work for women					
8.2.1: Annual growth rate of GDP per employed person	27. Percentage of women engaged in income generation activities (agri, industries, allied sectors etc.,)	Short term	N	No of Women engaged in Income Generation activities	GP
			D	Total no of Women	GP
			M	100	
8.2.4: Annual growth in agriculture sector, (in percentage)	28. Ratio of girls/women in the age group 15-24 not in education employment or training to Boys/Men	short Term	N	No of Girls/women in the age group 15-24 not in education, employment or trainings	GP
			D	No of Goys/Men in the age group 15-24 not in education, employment or training	GP
			M	Nil	



National level Indicators	Modified GP Level Indicator	Long term /short term /Immediate	Meta Data		Data Source
	29. Percentage of Girls/women (aged 15-24 years) not in education, employment or training to total girls	Short term	N	No of Girls/women in the age group 15-24 not in education, employment or trainings	GP
D			Total No of Girls/women in the age group 15-24	GP	
M			100		
Target 1.3: Implement nationally appropriate social protection systems and measures for all, including floors, and by 2030 achieve substantial coverage of the poor and the vulnerable					
14. Implement social protection schemes for women.					
1.3.1: Percentage of households with any usual member covered by a health scheme or health insurance	30. Percentage of women headed households under Aayushman Bharat-Pradhan Mantri Jan Arogya Yojana or any State Govt Health scheme /health insurance	Immediate	N	Number of women headed households covered by Aayushman Bharat-Pradhan Mantri Jan Arogya Yojana or any State Govt Health scheme /health insurance	Health
			D	Total estimated number of eligible women headed households	Panchayat
			M	100	
1.3.5: Proportion of the population (out of total eligible population) receiving social protection benefits under Pradhan Mantri Matritva Vandana Yojana (PMMVY)	31. Number of population (out of total eligible population) receiving social protection benefits under Pradhan Mantri Matritva Vandana Yojana (PMMVY)	Short term	N	Total number of women beneficiaries paid under PMMVY during the reference year	MA (124) Health
			D	Total number of beneficiaries enrolled under PMMVY during the reference year	MA (123) /Health
			M	100	
1.2.1: Proportion of population living below the national poverty line	32. Proportion of Women Headed households having BPL Cards	Immediate	N	No of Women Headed Households having BPL Cards	GP
			D	Total No of Eligible Women Headed	GP



National level Indicators	Modified GP Level Indicator	Long term /short term /Immediate	Meta Data	Data Source	
			Households		
			M		
	33. No of Women Headed households living in kutcha houses	Immediate	Number	GP	
2.1.2: Proportion of beneficiaries covered under National Food Security Act 2013	34. Number of beneficiaries –women headed households covered under PDS system	Immediate	Number	Civil Supplies	
	35. Percentage of Women Covered under all Social Protection schemes to the total no of eligible women	Immediate	N	No of Women Covered under all Social Protection Schemes	GP
			D	Total no of Eligible women	GP
			M	100	
15. To improve the activities of ICDS programme for girl children					
1.3.2: Number of Beneficiaries under Integrated Child Development Scheme – ICDS	36. Number of girl Beneficiaries under Integrated Child Development Scheme ICDS	Immediate	No calculations	MA (112) /ICDS	
	37. 0-3 Years of girl children	Immediate	No calculations	MA (81)/ ICDS	
	38. 3-6 Years of girl children	Immediate	No calculations	MA (83) /ICDS	
	39. Pregnant and lactating mothers	Immediate	No calculations	MA (114+116) /ICDS	
16.To improve the institutional assistance to Senior Citizen women					
1.3.5: Proportion of the population (out of total eligible population) receiving social protection benefits under Pradhan Mantri Matritva Vandana Yojana (PMMVY)	40. Number of women senior citizens provided institutional assistance through Senior Citizen Homes/Day Care Centers funded by the Government managed by the Panchayat	Short Term	No calculations	SW	



National level Indicators	Modified GP Level Indicator	Long term /short term /Immediate	Meta Data		Data Source
17.To facilitate banking services to all women					
1.4.5: Number of accounts (including deposit and credit accounts) of scheduled commercial banks per 1,000 population	41. Number of accounts of women (including deposit and credit accounts) of scheduled commercial banks as percentage of total population	Short Term	N	: Number of accounts of women	Lead Bank
			D	Total women Population	GP
			M	100	
Target 4.1: By 2030, ensure that all girls and boys complete free, equitable and quality primary and secondary education leading to relevant and effective learning outcomes					
18.Create environment for total enrolment and retention of girl children in school 19.Ensure that all girls complete free, equitable and quality primary and secondary education					
4.1.1: Percentage of students in grade 3, 5, 8 and 10 achieving at least a minimum proficiency level in terms of nationally defined learning outcomes to be attained by pupils at the end of each of above grades	42. Gross Enrolment Ratio- girls in higher secondary education.	Long Term	N	Number of girls enrolment in class XI to XII	School
			D	Girls Population in 16-17 years of age	School
			M	100	
	43. Net Enrolment Ratio of girls in primary and upper primary education	Long Term	N	No of enrolment in the age group 6-13 years of class I to VIII	School
			D	Total no of girl children in age group	School
			M	100	
	44. Out of total girls who are 14-18 years how many are neither in school / training	Long Term	N	no of youth who are 14-18 years, how many are neither in school / training	School
			D	Total No of youth 14-18	School
			M	100	
Target 4.2: By 2030, ensure that all girls and boys have access to quality early childhood development, care and pre-primary education so that they are ready for primary education					
20.Ensure that all girls and boys have access to quality early childhood development, care and pre – primary education					
4.2.1: Participation rate in organized learning one	45. Percentage of girl children between ages 3-6 receiving some form of formal pre-	Long Term	N	No of girl Children Aged 3-6 years receiving some form of formal Pre School	GP Survey



National level Indicators	Modified GP Level Indicator	Long term /short term /Immediate	Meta Data	Data Source	
year before official primary entry	school education or early childhood care in AWC			education or early childhood	
			D	Total No of girl Children aged 3-6 years	GP
			M	100	
Target 4.3: By 2030, ensure equal access for all women and men to affordable and quality technical, vocational and tertiary education, including university					
21.Ensure equal access for all women and men to affordable and quality technical, vocational and tertiary education					
	46. Gross enrolment ratio of girls for tertiary education.	Long Term	N	No of enrolments of girls in higher education	School
			D	Population of Intended entrance age group 18-23 years	GP
			M	100	
Target 4.5 By 2030, eliminate gender disparities in education and ensure equal access to all levels of education and vocational training for the vulnerable, including persons with disabilities, indigenous peoples and children in vulnerable situations					
22. Eliminate gender disparity in all levels of education					
4.5.1: Gender Parity indices for Primary/ Secondary/Higher Secondary/Tertiary education	47. Ratio of male-female enrolled Primary/ Secondary / Higher Secondary	short Term	N	No of Female enrolled in Primary/ Secondary/Higher Secondary	School
			D	No of Male enrolled in Primary/ Secondary/Higher Secondary	School
			M	Nil	School
Target 3.1 By 2030, reduce the global maternal mortality ratio to less than 70 per 100,000 live births					
23.Reduce the maternal mortality ratio					
3.1.1: Maternal Mortality Ratio, (per 1,00,000 live births)	48. Maternal Mortality Ratio	Long term	N	Maternal Deaths during the reference year	Health
			D	Live births during the reference year	Health
			M	100000	



National level Indicators	Modified GP Level Indicator	Long term /short term /Immediate	Meta Data		Data Source
	49. Percentage of births attended by skilled health personnel (Period 1 year)	Immediate	N	Women aged 15-49 years with a live birth attended by a skilled health personnel in delivery during last five years	Health
			D	Women aged 15-49 years with a live birth during the same period	Health
			M	100	
Target 3.2 By 2030, end preventable deaths of newborns and children under 5 years of age, with all countries aiming to reduce neonatal mortality to at least as low as 12 per 1,000 live births and under-5 mortality to at least as low as 25 per 1,000 live births					
24. End preventable deaths of newborns and girl children under 5 years of age					
3.2.1: Under-five mortality rate, (per 1,000 live births)	50. Under-five mortality rate of girl children per 1,000 live births	Long term	N	Estimated Infant deaths (< 1 year) and deaths among girl children of age (1-4 years) during the given year	Health
			D	Estimated Live births (< 1 year) and girl population in the age group (1-4 years) during the given year	Health
			M	1,000	
	51. Neonatal girl mortality rate (per 1,000 live births)	Long term	N	Infant deaths of age less than 29 days (neonatal deaths) during given year	Health
			D	Live births during given year	Health
			M	1000	
Target 3.4 By 2030, reduce by one third premature mortality from non-communicable diseases through prevention and treatment and promote mental health and well being					
25. Reduce Girls/Women Suicide Mortality rate					



National level Indicators	Modified GP Level Indicator	Long term /short term /Immediate	Meta Data	Data Source
	52. No of suicides /attempted suicides by Girls /Women per 1000 population No	Long term	N No of Suicides/attempted Suicides by Girls /women D Total no of girl's population M 1000	GP

Mapping of schemes at GP level

Scheme mapping with respect to SDG target and modified GP level target portray the possible points of actions at local level. This will be a guideline for the GPDP modify their developmental activities and further help in achieving the desired targets at GP level. How it can be used by the Panchayats incorporating State schemes as well as Panchayat actions is given in Annexure 13

Ministries / Departments connected to the Theme

Almost all Ministries/Departments will be connected to this Theme. Listing some of the primary ones - WCD, HRD, Police, Labour & Employment, Health & FW, RD, Jal Sakthi, Housing & Urban Affairs, Finance, Land Resource, Petroleum & Natural Gas, S & T Telecommunication, DeiT, Social Justice & Empowerment etc.

Role of PRIs on Engendered development in Panchayat

Though Women and Child development has been a responsibility of PRIs, it has not received the attention it deserves from PRIs. Convergence of SHGs with PRIs at various levels from GP to BP and DP based on the federating structures in place will bring coordinated and action supported both by ERs and the women themselves. This will enable PRIs to address goals for Panchayats with support of SHGs and SHGs to address issues for women and girls with support from ERs. Economic activities support is also envisaged in it. The establishing of convergence between PRIs and SHGs has been very clearly elucidated in the guidelines for NRLM and RGSA thus placing it from side of SHGs and PRIs respectively. The indicators for measuring it have also been stated there. Following that to the letter will clearly result in the desired convergence. Here is an instance where both stand to gain substantially and the guidelines are also very clear.

Role of the panchayats can be classified under these critical components:

- Taking initiatives towards a safe village - end all forms of discrimination and elimination of violence at home, in the village and in public spaces
- Enhancing the capabilities of young girls and women by improving access to health, education and service delivery
- Ensuring equal wages for equal work



- Eliminate all forms of harmful practices like child marriage- ensure no girl is married before 18 years in the panchayat
- Ensure equitable access to resources – property, financial services, inheritance and natural resources and also allocating budgets at the panchayat level for their needs
- Ensure that women are represented to have both the voice and agency for expressing their rights
- The role of Panchayats in Engendered Development in Panchayat is part and parcel of the 29 subjects transferred to the Panchayats in all aspects as they are connected to women development and child development, be it health, education, poverty alleviation, rural electrification, fuel, drinking water, family welfare and all others.

Gram Panchayat –Action Points / Key Process

Taking steps to ensure an end to all forms of discrimination against women and girls and promote equity in access

- Decide on campaigns – public as well and door to door
- Decide on training and capacity building requirements to understand how to improve the situation of women and girls
- Have a pre-discussion with the Women’s groups to include women’s issues in the agenda. Look at disaggregated data and understand position of women and how to include the most vulnerable women- include this in the Gram Panchayat Development Plan (GPDP)
- Place and discuss women centric issues in the panchayat – Mahila Sabha
- Ensure participation of women in Gram Sabha. Ensuring equal participation of women in local governance and decision making
- Bring issues of gender disparity and violence to the attention of Panchayat Committees for action
- Promote a gender status study or analyse the gender and development
- experience of last few years scope of intervention (undertake a Situational Analysis)
- Ensure continuous discussion and trainings for GP committee to promote attitudinal changes
- Formation of a committee to carry out and follow the tasks prioritized towards gender equality
- Facilitate a convergence meeting with different line departments/ Agencies/community organizations involved in addressing gender issues
- Promote campaigns to address various issues identified as goals and targets
- Develop a monitoring mechanism for actions on gender issues

The action plan for engendering development at panchayat level can follow a structured approach as given below:

Situation Analysis	<ul style="list-style-type: none"> • Promote a gender status study or analyse the gender and development experience of last few years scope of intervention (undertake a Situational Analysis)
	<ul style="list-style-type: none"> • Bring issues of gender disparity and violence to the attention of Panchayat Committees for action



	<ul style="list-style-type: none"> Collect disaggregated data
Planning	<ul style="list-style-type: none"> Identify the gaps or hotspots and prioritise actions Evolve Gram Panchayat level plans to dovetail funds and schemes to improve the situation of women and girls
Convergence	<ul style="list-style-type: none"> Facilitate a convergence meeting with different line departments/ Agencies/community organizations involved in addressing gender issues
Gender Budget	<ul style="list-style-type: none"> Share of GDP budget for addressing issues related to women Working out a need-based Gender budget – ensure allocations that are gender specific, transformative responsive and sensitive
Capacity Building	<ul style="list-style-type: none"> Ensure continuous discussion and trainings for GP committee to promote attitudinal changes
	<ul style="list-style-type: none"> Formation of committees and build capacities to carry out and follow the tasks prioritized towards gender equality
IEC	<ul style="list-style-type: none"> Promote campaigns to address various issues identified as goals and targets
Monitoring and Evaluation	<ul style="list-style-type: none"> Track progress of the indicators related to Gender Develop a monitoring mechanism for actions on gender issues

People to support – Stakeholders

Self Help Groups, Village level Organisations like Panchayat level and cluster federations, Village Education committee, Teachers, School Management Committees, Anganwadi workers, ASHAs, literacy workers, other department officials- agriculture, MSME, ICDS supervisors, WCD department officials, Police and Legal Aid



Summarising Themes, Targets, Indicators of LIF

The LIF with Themes, Targets and Indicators is summarised in the following Tables, for a bird's eye view of them, as well as to understand its relevance and ease to Panchayats.

Table 1	List of Themes and Targets
Table 2	Themes, Targets and Indicators - numbers
Table 3	Indicators available in Mission Antyodaya – Theme wise
Table 4	Indicators by Data Source - numbers
Table 5	Indicators by Timeline – Immediate, Short Term and Long Term
Annexure 14	Repeat Indicators

Data Source clarifies the very important role of Departments and data sharing. In as much as GP Data is another big chunk, it shows the necessity of reaching down to the grassroots and the detailing to individual level to ensure the most vulnerable are covered and the farthest are reached first and No one is Left Behind. Given a Time frame upto 2030, and that there are some on which Immediate action must be initiated, the Timeline Table gives that Abstract. Repeat indicators are mentioned, and as stated earlier, the GIF and NIF also have Repeat Indicators, which is both inevitable and necessary.

List of Themes and Targets

Table 1

S.NO	THEME	TARGETS
1	Poverty Free	1.To facilitate to improve the living standards of BPL households
2	Poverty Free	2. Implement social protection schemes for all.
3	Poverty Free	3.To improve the activities of ICDS programme
4	Poverty Free	4.Reduce poverty by providing wage employment under MGNREGS
5	Poverty Free	5.Facilitate building the institutions of Poor (SHGs)
6	Poverty Free	6.To improve the maternal facilities to the women
7	Poverty Free	7.To improve the institutional assistance to Senior Citizen
8	Poverty Free	8.Ensure access to basic services (Housing, Water and Sanitation),
9	Poverty Free	9.To facilitate banking services to all people
10	Poverty Free	10.To facilitate to reduce the impact of DRR to poor in vulnerable conditions



S.NO	THEME	TARGETS
11	Poverty Free	11.To facilitate GP spending on essential services
12	Poverty Free	12.To facilitate women empowerment through budget provision
13	Poverty Free	13. Ensure quality nutritious food to all children aged under five years
14	Poverty Free	14.Facilitate enrolment of eligible families under the PDS
15	Poverty Free	15.Ensuring people (poor & vulnerable) are receiving sufficient food at subsidized price all the year
16	Poverty Free	16.Facilitate enrolment of children, pregnant women and adolescent girls under ICDS
17	Poverty Free	17. Reduce malnutrition among children, women.
18	Poverty Free	18.Facilitate the nutritional needs of adolescent girls, pregnant and lactating women and older persons
19	Poverty Free	19.Increase the income of farmers in engaged in agriculture
20	Poverty Free	20. Ensure full and productive employment and decent work for all
21	Poverty Free	21.Facilitate skill training to unemployed youth and unskilled / semi-skilled labour
22	Healthy Village	1.Reduce the maternal mortality
23	Healthy Village	2.End preventable deaths of newborns and children under 5 years of age
24	Healthy Village	3.Promote prevention , early diagnosis and treatment of communicable diseases
25	Healthy Village	4.Ensure access to quality of health care services in collaboration with health department
26	Healthy Village	5. Strengthen the prevention and treatment of substance abuse, including narcotic drug abuse and harmful use of alcohol
27	Healthy Village	6. Take steps to reduce deaths and injuries from road traffic accidents
28	Healthy Village	7.Ensure that all have access to sexual and reproductive health care services and family planning
29	Healthy Village	8.Provide essential health care service to all in GP level
30	Healthy Village	9.Reduce the number of deaths and illnesses from hazardous chemicals and air, water and soil pollution and contamination
31	Healthy Village	10.Take steps to reduce the use of tobacco /Alcohol among adults
32	Healthy Village	11. Ensure quality nutritious food to all children aged under five years
33	Healthy Village	12. Facilitate enrolment of children, pregnant women and adolescent girls under ICDS
34	Healthy Village	13.Reduce malnutrition among children, women.
35	Healthy Village	14.Facilitate the nutritional needs of adolescent girls, pregnant and lactating women and older persons
36	Child Friendly	1.To improve the activities of ICDS programme
37	Child Friendly	2. Ensure quality nutritious food to all children aged under five years



S.NO	THEME	TARGETS
38	Child Friendly	3.Facilitate enrolment of children, pregnant women and adolescent girls under ICDS
39	Child Friendly	4. Reduce malnutrition among children, women.
40	Child Friendly	5.Facilitate the nutritional needs of adolescent girls, pregnant and lactating women and older persons
41	Child Friendly	6.Create environment for total enrolment and retention of children in school
42	Child Friendly	7.Ensure quality of education through the PTAs/SMCs
43	Child Friendly	8.Ensure that all girls and boys complete free, equitable and quality primary and secondary education
44	Child Friendly	9.Ensure that all girls and boys have access to quality early childhood development, care and pre –primary education
45	Child Friendly	10.Ensure equal access for all women and men to affordable and quality technical, vocational and tertiary education
46	Child Friendly	11.Eliminate gender disparity in all levels of education
47	Child Friendly	12. Ensure safety and protection of all children in the Village
48	Child Friendly	14. Ensure equal access to education for persons with disabilities
49	Child Friendly	13. Strengthen the prevention and treatment of substance abuse, including narcotic drug abuse and harmful use of alcohol
50	Water Sufficient Village	1. Providing access to clean Water to all households and public buildings in the villages by 2024.
51	Water Sufficient Village	2. Provide access to Sanitation in the villages
52	Water Sufficient Village	3 Achieve ODF Sustainability;
53	Water Sufficient Village	4. Solid Waste Management
54	Water Sufficient Village	5. Grey Water management
55	Water Sufficient Village	6. Per capita availability of water in villages
56	Water Sufficient Village	7.Construction of rain water harvesting and recharge works
57	Water Sufficient Village	8.Safeguarding of water bodies
58	Water Sufficient Village	9 Constitution of VWSCs in each Gram Panchayats
59	Water Sufficient Village	10. Water efficient Agricultural practices
60	Clean and Green	1.Achieve the environmentally sound management of chemicals and all wastes throughout their life cycle
61	Clean and Green	2. Substantially reduce waste generation through prevention, reduction, recycling and reuse
62	Clean and Green	3. Use clean energy in the panchayat
63	Clean and Green	4.Effectively regulate harvesting and end overfishing, illegal, unreported and unregulated fishing and destructive fishing practices



S.NO	THEME	TARGETS
64	Clean and Green	5.Increase scientific knowledge, develop research capacity and transfer marine technology
65	Clean and Green	6. Provide access for small-scale artisanal fishers to marine resources and markets
66	Clean and Green	7. Ensure protection of water bodies, wet lands, forests from pollution, encroachment and indiscriminate usage.
67	Clean and Green	8. Ensure conservation of forest, barren lands, public lands
68	Clean and Green	9. Promote Community based management of natural resources
69	Clean and Green	10. Promote the implementation of sustainable management of all types of forests
70	Clean and Green	11.Combat desertification, restore degraded land and soil
71	Clean and Green	12. Take urgent action to end poaching and trafficking of protected species of flora and fauna
72	Clean and Green	13.Mobilize significant resources from all sources and at all levels to finance sustainable forest management
73	Clean and Green	14.Provide access to Sanitation in the villages
74	Clean and Green	15 Achieve ODF Sustainability;
75	Clean and Green	16. Solid Waste Management
76	Clean and Green	17. Liquid waste management
77	Self-sufficient infrastructure	1.Establishing an ideal GP Bhawan, Angawadi, Health sub centre , CSC ,CFC
78	Self-sufficient infrastructure	2. Panchayat & habitations are connected with all-season road maintained well.
79	Self-sufficient infrastructure	3.Ensuring Pucca House for all (Roof to all)
80	Self-sufficient infrastructure	4. Availability of piped tap water to all HH
81	Self-sufficient infrastructure	5.Public & Street light
82	Self-sufficient infrastructure	6. Availability of Burial grounds with basic facility
83	Self-sufficient infrastructure	7. Play Ground facility and encouraging sports
84	Self-sufficient infrastructure	8.Library-cum-information Centre
85	Self-sufficient infrastructure	9.Easy access to Local Market
86	Self-sufficient infrastructure	10.GP Godown
87	Self-sufficient infrastructure	11.Disaster preparedness of the Village Shelter Centre/ Multi-Purpose Cyclone shelter
88	Self-sufficient infrastructure	12. Community Hall / Kalyan Mandpa
89	Self-sufficient infrastructure	13. Child friendly park
90	Self-sufficient infrastructure	14. Providing SHG Building in GP



S.NO	THEME	TARGETS
91	Socially secured	1.To facilitate to improve the living standards of BPL households
92	Socially secured	2.Implement social protection schemes for all
93	Socially secured	3. Facilitate enrolment of children and pregnant women under ICDS
94	Socially secured	4.Reduce poverty by providing wage employment under MGNREGS
95	Socially secured	5.Facilitate building the institutions of Poor in SHGs
96	Socially secured	6.To improve the maternal facilities to the women
97	Socially secured	7.To improve the institutional assistance to Senior Citizen
98	Socially secured	8.Rehabilitation of all physically and mentally challenged persons
99	Socially secured	9.To provide equal access to basic services
100	Socially secured	10.To facilitate banking services to all people
101	Socially secured	11.To facilitate to reduce the impact of DRR to poor in vulnerable conditions
102	Socially secured	12.To allocate funds for essential services
103	Socially secured	13.To accelerate investments for gender sensitive development
104	Socially secured	14.End hunger and Ensuring people(poor &vulnerable) are receiving sufficient food at subsidized price all the year
105	Socially secured	15.Reduce malnutrition among children, women and older persons.
106	Socially secured	16. Ensure equal opportunities for boys and girls to improve learning outcomes
107	Socially secured	17.End all forms of discrimination against all women and girls everywhere
108	Socially secured	18.Eliminate all harmful practices, such as child, early and forced marriage
109	Socially secured	19.Ensure women's full and effective participation and equal opportunities for leadership at all levels of decision-making in political, economic and public life
110	Socially secured	20.Reduction of the proportion of youth not in employment, education or training
111	Socially secured	21.promote the social, economic and political inclusion of all
112	Socially secured	22.Supporting Transgender
113	Socially secured	23.Measures taken to support vulnerable
114	Socially secured	24.Adopt policies, especially fiscal, wage and social protection policies at GP
115	Socially secured	25.Significantly reduce all forms of violence and related death rates
116	Socially secured	26.Significantly reduce all forms of violence and related death rates
117	Socially secured	27.provide aadhar card for all
118	Good Governance	Teamwork - 1. Coordination and convergence among various institutions/ Stake holders for preparation of GPDP



S.NO	THEME	TARGETS
119	Good Governance	Teamwork - 2.Preparation of GPDP through convergence of Departments
120	Good Governance	Teamwork - 3. Establishing Partnership and collaboration in Village
121	Good Governance	Teamwork - 4. Involvement of youth /Children/SHG/Committees in implementation for SDGs
122	Good Governance	Teamwork - 5.PRI- SHG Convergence for benefit to GP and SHG
123	Good Governance	Teamwork - 6. Quality and better delivery system of the various work undertaken by different Govt. Departments
124	Good Governance	Technology - 7. Promoting better public service delivery by use of technology
125	Good Governance	Technology -8. Ensuring better asset management by use of technology
126	Good Governance	Technology- 9. Better financial management using technology
127	Good Governance	Technology -10. Availing quick and easy access to information by citizens
128	Good Governance	Timeline -11. Preparation of GPDP Action Plan
129	Good Governance	Timeline - 12. Implementation of GPDP as planned
130	Good Governance	Timeline -13. Timely completion of work
131	Good Governance	Timeline -14. Disaster mitigation Activities
132	Good Governance	Timeline -15. Ensuring progress monitoring of different activities of Govt Departments & Institutions
133	Good Governance	Timeline -16. Promoting better public service delivery
134	Good Governance	Transparency -17. Citizen charter implemented in the GP
135	Good Governance	Transparency -18. Promote accountability and ownership among all stakeholders for quality service delivery
136	Good Governance	Transparency -19. Ensuring all assets and works are visible on portal
137	Good Governance	Transparency -20. Ensuring proper work quality and Social Audit
138	Good Governance	Transparency -21. Transparent selection of Beneficiaries under Schemes
139	Good Governance	Transparency -22. Ensuring the quality and transparency in programme implementation
140	Good Governance	Transformation -23. Ensuring capacity building of functionaries for development
141	Good Governance	Transformation -24. Promote inclusive development and governance.
142	Good Governance	Transformation -25. Enhancing Panchayat own resources
143	Good Governance	Transformation -26. Innovation in improving the delivery of public services and GP development
144	Engendered development	1.To reduce crimes against women and girls
145	Engendered development	2. Ensuring safety of women in public and private spheres



S.NO	THEME	TARGETS
146	Engendered development	3.Prevent girl Child Marriage
147	Engendered development	4. Improve participation of women in political, economic activities and participation in community-based organisations
148	Engendered development	5. To improve to reproductive and sexual health care to women
149	Engendered development	6. Equal Access to Economic and Natural resource and Financial Services for women
150	Engendered development	7. Planning and budgeting for the girls and women
151	Engendered development	8. Ensure quality nutritious food to all girl children aged under five years
152	Engendered development	9.Facilitate enrolment of girl children, pregnant women and adolescent girls under ICDS
153	Engendered development	10. Reduce malnutrition among girl children, women.
154	Engendered development	11.Facilitate the nutritional needs of adolescent girls, pregnant and lactating women and older women
155	Engendered development	12.Increase the income of women
156	Engendered development	13.Ensure full and productive employment and decent work for women
157	Engendered development	14. Implement social protection schemes for women.
158	Engendered development	15. To improve the activities of ICDS programme for girl children
159	Engendered development	16.To improve the institutional assistance to Senior Citizen women
160	Engendered development	17.To facilitate banking services to all women
161	Engendered development	18.Create environment for total enrolment and retention of girl children in school
162	Engendered development	19.Ensure that all girls complete free, equitable and quality primary and secondary education
163	Engendered development	20.Ensure that all girls and boys have access to quality early childhood development, care and pre –primary education
164	Engendered development	21.Ensure equal access for all women and men to affordable and quality technical, vocational and tertiary education
165	Engendered development	22. Eliminate gender disparity in all levels of education
166	Engendered development	23.Reduce the maternal mortality ratio
167	Engendered development	24.End preventable deaths of newborns and girl children under 5 years of age
168	Engendered development	25. Reduce Girls/Women Suicide Mortality rate



Themes , Targets and Indicators

Table 2

Themes	No of targets	No of Indicator
Poverty Free and enhanced Livelihoods in village	21	40
Healthy Village	14	26
Child friendly village	14	20
Water Sufficient Village	10	31
Clean and Green Village	17	45
Self Sufficient Infrastructure in Village#	14	18
Socially Secured Village	27	79
Village with Good Governance	26	78
Engendered developed Village	25	52
Grand Total	168	389

in Self Sufficient Infrastructure has many sub categories in each indicators it was not included in the count for indicators

Indicators available in Mission Antyodaya

Table 3

Themes	Mission Antyodaya indicators		
	Yes	No	Grand Total
Poverty Free and enhanced Livelihoods in village	17	23	40
Healthy Village	4	22	26
Child friendly village	7	13	20
Water Sufficient Village	0	31	31
Clean and Green Village	1	44	45
Self Sufficient Infrastructure in Village#	1	17	18
Socially Secured	16	63	79
Village with Good Governance	0	78	78



Engendered developed Village	7	45	52
Grand Total	53	336	389

Indicators by Data Source

Table 4

Themes	MA	GP Data	Depts	Total
Poverty Free and enhanced Livelihoods in village	17	10	13	40
Healthy Village	4	2	20	26
Child friendly village	7	5	8	20
Water Sufficient Village	0	28	3	31
Clean and Green Village	1	40	4	45
Self Sufficient Infrastructure in Village#	1	17	0	18
Socially Secured	16	34	29	79
Village with Good Governance	0	55	23	78
Engendered developed Village	7	18	27	52
Grand Total	53	209	127	389

Indicators by Timeline – Immediate, Short Term and Long Term

Table 5

Themes	Immediate	Long Term	Long/ Short term	Short term	Grand Total
Poverty Free	12	17		11	40
Healthy Village	3	21	1	1	25
Child friendly village	7	11		2	20
Water Sufficient Village	11	8		12	31
Clean and Green	13	5		27	45
Self Sufficient Infrastructure	13		1	4	18



Socially Secured*	16	13		7	36
Village with Good Governance	69	2		7	78
Engendered developed Village	18	15		19	52
Grand Total	162	92	2	90	346

* Periodicity for 43 indicators in Socially Secured is not mentioned

Indicators repeated in Themes

Table 6

Repeated	No of indicators
Repeated in 2 themes	35
Repeated in 3 themes	9
Repeated in 4 themes	7
Total	51

Detailed list in Annexure 14

Schemes are implemented in rural areas. It is not possible for change at country level, without change at GP level. In fact, the involvement of GPs and the other 2 tiers of PRIs, community and with a whole of government and whole of society approach, the targets and indicators will be surely achieved. We perhaps under estimate the Panchayats in their capacity and willingness to take this up. How much they are permitted to get involved and how effective is the Capacity building programmes, monitoring, incentivisation, and the constancy and vibrancy of the process of localising SDGs will show in the response of the PRIs. It is perhaps necessary to appreciate that it directly affects their lives and they are the people who will benefit the most.

Panchayats have been the backbone of the Indian villages since the beginning of recorded history. Gandhiji's dream of every village being a republic or Panchayats having self-governing powers took a big step forward on 24th April, 1993 when the Constitution (73rd Amendment) Act, 1992 came into force, providing constitutional status to the Panchayati Raj Institutions. They are vibrant entities now. As per a 2019 report, there are 253163 Gram Panchayats, 6614 Block Panchayats and 630 Zilla Panchayats in India with about 32 lacs elected representatives. The GPDP provides an opportunity to the GPs to achieve the SDGs. In the planning process, the Panchayats may set GP level targets with measurable indicators that will have vertical and horizontal linkages, convergence possibilities and feasible action plans. In this context it is important that the GPDP, which is a grassroots level plan for the comprehensive development of



the Panchayats, must address the needs of people with respect to the 29 subjects. After substantial financial devolution to the PRIs under the 14th and 15th Finance Commission, the Ministry of Panchayati Raj is supporting village-level PRIs in planning and implementing development initiatives in their respective areas keeping in view the importance of SDGs. But they need to strengthen the hands of PRIs to achieve the SDGs in terms of resources through convergence. Further, as regards to Gram Panchayats in 5th & 6th schedule areas, they are in a different governance platform in comparison to Panchayats in non-schedule areas. The devolution format as applicable to 3-tier PRIs is equally different in relation to non-schedule 3-tier PRIs.

Mahatma Gandhi had a great vision about ideal village, which later on became a model village. A conceptual model GP will be one where the village community acts as decision maker, partners & stakeholders with multi-sectoral, multifunctional & integrated development to achieve the sustainable development for improvement in overall quality of life with environmental balance. The GP in particular along with the BP/DP (depending on devolution and role) have crucial leadership role for achieving this. The framework of Themes, Targets, and Indicators provides a clear direction to measure progress to achieving SDGs in the context of the Village.



Chapter 7.2: Identifying Institutions, Partners and Assigning Mandate

Identifying Institutions and mandate for delivery of SDGs at local level, Mapping roles and responsibilities of Agencies/Ministries/State Governments in Localising SDGs, and Measures for convergence between Agencies/Ministries/State Governments in achieving SDGs are intertwined and one leads into and links with the other.

Partnerships are strongly advocated and included as one of the 5Ps and is covered as a Goal (Goal 17) in itself. The SDGs themselves can be achieved only through partnerships and collaborations not just within the Government and PRI, but looking at the entire spectrum of potential partners.

With just 10 years to go, an ambitious global effort is underway to deliver the 2030 promise—by mobilizing more governments, civil society, businesses and calling on all people to make the Global Goals their own. Accelerated efforts are needed to boost sustainable solutions to the biggest challenges we face. This asks for transformative economic, social and environmental solutions. We will need inspiration and creativity at global, local and individual levels – from national and local governments, civil society, the private sector, academia and youth. A transformative recovery from COVID- 19 should reduce the risk of future crises and re-launch. (UN) (on the Decade for Action)

The importance of Partnerships in the Decade for Action for achieving SDGs has been the focus of the SDGII 3.0. The document has covered the gamut of partnership and how they can work together towards achieving the SDGs.

Following the lead provided by NITI Aayog which is the National Level Institution tasked with the achieving of SDGs by India, the Partnerships for PRIs can be evolved and worked on. The SDGs can only be fully realised through robust and diverse partnerships with different stakeholders. There is need to make a conscious paradigm shift by engaging all key stakeholders – subnational and local governments, institutions, organisations, civil society, communities and private sector in collaborative manner for implementation and achieving the SDGs by 2030. The course ahead must be charted together, through a “whole-of-society” approach, built on partnerships with all stakeholders. *A “whole-of-society” approach - a significant advancement from a “whole-of-government” approach.* (NITI Aayog)

National and State Government, policymakers, local Government, local institutions, local committees, community- based organizations and people across all layers of the society need to partner in effective implementation of Global Goals to Local actions. This would combine diverse resources, thinking, and approaches, innovation, creating new, more effective approaches, technologies, services and/ or products, effective utilisation of resources, with resultant synergy leading to more significant impact The government is best suited to facilitate large-scale transformation and to build cross-sectoral partnerships among diverse and multiple stakeholders, and needs to proactively create an enabling environment.

So, the institutions operating at different levels of Panchayats need to be oriented on SDG focussed Panchayat Plans.



List of Institutions / Partners / Department at Gram Panchayat for localization of the SDGs

Departments	Local Institutions	Local Committees & CBOs
Schemes of Line Departments in mapping the activities in the GPD / Panchayat Development Plan through convergence models	Primary Health Sub Centers, ICDS, Block Primary Health Centers, Dispensaries, Schools, Wellness Center, Anwasha Clinic, Rural Hospital, SHG / Federation	GPFT, Village Level Child Protection Committee, Village Health & Sanitation Committee, Village Water & Sanitation Committee, Anganwadi Monitoring Committee, Bio-Diversity Management Committee, Disaster Management Committee, Water & Sanitation Committee (WATSAN), Social Audit, School Management Committee
		Kanyasree Club, Adolescent Clubs (Sabala), NGOs, Local Clubs, Corporates, Farmers Club, Children’s Parliament / Cabinet

(Context – West Bengal)

Youth and Children

Youth and Children partnership for localizing SDGs in Gram Panchayat is a sine qua non. Establishing programs and working along with NYK and its Volunteers in Gram Panchayat would add substantial value and steam with energy and vigour. Concerns of Children and Youth are built into the SDGs and into the Thematic Framework. Processes are important and must involve constant engagement with Youth and Children, not just in the context of Government Schemes NYK, NSS, etc and Government Institutions (Schools, Colleges) , but to involve in all Themes as with high stakes for the future. (It is also covered in detail in the chapter on Capacity Building and Training.)

Institutional and Organisational partnerships

Universities speak SDGs

To bring in the generation of Youth in participating for SDGs, the Ministry of Panchayati Raj can put in partnership with Universities under Universities speak SDGs in revamped RGSA. This can be best done involving the Ministries and Departments of State concerned in this. All stand to benefit.

Creating current and future SDG implementers

Universities provide people with professional and personal skills and capabilities. They have access to large concentrations of young and curious people who are passionate, creative and have a desire for a better world. They also increasingly influence global development through international students and alumni, international campuses, and capacity building activities. Achieving the SDGs will need everyone to contribute. Universities therefore need to ensure that they are equipping current and future leaders, decision-makers, teachers, innovators, entrepreneurs, and citizens with the knowledge, skills and motivation that will help them contribute to achieving the SDGs in their campuses and communities.



The other point of intervention is an environment that allows students to educate and inform their family members, peers and community members about the SDGs as it is their future in 2030 and beyond. So having the students learn and teach others is a powerful way that they can be motivated to learn and to act by encouraging to think outside the box about what they can do in their communities to implement SDGs.

Why Universities need SDGs?

Engaging with the SDGs will also greatly benefit universities by helping them demonstrate university implementation of SDGs on campus, transfer impact, capture demand for SDG-related education, build new partnerships, access new funding streams, and define a university that is responsible and globally aware and more in consonance with the Agenda 2030. Universities drive technological and societal progress through research, discovery, knowledge creation, and adoption. They attract and nurture talent and creativity and are central players in regional and national innovation systems. These services are critical for helping global to local community understand the challenges, opportunities, and interactions between the SDGs; develop and implement solutions; develop and assess policy options and transformation pathways; and monitor progress.

[Times Higher Education Impact Rankings](#)

The Times Higher Education Impact Rankings are the only global performance tables that assess universities against the United Nations' Sustainable Development Goals (SDGs). They use carefully calibrated indicators across 17 SDGs to provide comprehensive and balanced comparison across four broad areas: research, stewardship, outreach and teaching.

The 2021 Impact Rankings is the third edition and the overall ranking includes 1,117 universities from 94 countries/regions. It can be a catalyst for action, a mechanism for our Universities to respond to the SDGs, and an opportunity for them to highlight great work that they are already doing. The Rankings have been designed to allow as many universities as possible to participate and limited amount of data is required for participation.

Partnership with Academic Institutions and Universities will benefit Youth themselves, youth participation and program support for localization of SDGs and higher ratings for the Institution and University.

Assam has shared its experience and spelt out the objective for the collaboration, the areas of collaboration and impact of collaborations:

Objectives of Collaboration with Academic Institutions / Organisation

1. Academic Programmes for PRI Functionaries, PRI Representatives and Department Officials.
2. Organizing seminars, workshop, conference, training etc jointly at State and National Level.
3. Conducting research studies and surveys.
4. Conducting third party evaluation and consultancy services.

Involvement of Universities and Academic Institutions

1. Involvement of Educated Youths/ Students of Different Universities for Planning Process (GPDP).
2. To create interest among the officials/ PRI representatives and students to work dedicatedly in the field of Rural Development.
3. Understanding the Panchayati Raj system and importance of proper management of the Panchayati Raj Institutes can be better understood through this programme.



4. Understanding Roles and Responsibilities of the official, PRI representatives for attaining Sustainable Development Goals.
5. To enhance the capacity, awareness / knowledge of all Rural Development programmes among the officials of Panchayati Raj and Rural Development Department, PRI Representatives working at Gaon Panchayat, Block and District Level, and for students interested for programme in Panchayati Raj and Rural Development.
6. To provide a platform for officials to prepare themselves for the job roles assigned to them by the department and for eligible candidates who would apply for Panchayati Raj and Rural Development related jobs.
7. Regularly take up field studies, research studies, field visits on relevant subjects for the assessment of the programme , including training, outcome monitoring
8. Role of Sector specific Universities
Faculty support and field visits during the training programmes for developing PRI representatives as sector enabler Eg: Assam Agricultural University in Agriculture, Allied and Livelihoods sectors for Socio Economic Development in respective Panchayats
9. Role of NIRD
Certified as Master Trainers; Evaluated and trained by NIRD&PR
10. Role of other Institutions
The Assessment of the participants is done exclusively by the Evaluators from TISS, Guwahati. Additionally, the Institution takes up evaluations and studies covering amongst others, Impact of Training Programmes, planning process for GPDP, Impact of GPDP, child friendly GPs, Role of SHGs in Panchayat area etc.
Conducting third party Evaluation and Consultancy Services for Training and capacity building of officials of Rural development.
Training and skill-development of youth.

Impact

Involvement of Educated Youth in the planning process, more presence of Educated youth during Gram Sabhas

Assam's Institutional collaboration is well worth emulating across the country with Institutions, University and Research Institutions (eg: ICSSR, Private Research Institutions etc), and further enhanced with partnerships on universities speak SDGs.

Organisations

Some States have partnered with organisations like UNDP, UNICEF, J-PAL and others. States that need and request particular support in the process may be facilitated for this, by MoPR, though this is well within the domain of States themselves to establish.

Core strengths

Further, while partnering with organisations at pan India level, identifying and working with their core strengths and successful initiatives can be taken for upscaling - organizations like UNICEF should be hugely involved in Child Friendly Local Governance; UN Women/Gender Studies Department of Universities with engendering in Panchayat, School of Social Work with Socially



Secured Panchayat etc.; Journalism and Mass Communication Institutions students could be used to document the best practices based on different modes – audio, visual, print media, new media etc.; Doordarshan and State departments of Information and Publicity could be used for documenting and dissemination of best practices in SDG achievement; use of Prasar Bharati for documenting discussions and interviews with best performing Elected representatives and officials; Organisations like Drishti, Voices, One World Asia working on Community Radio can be partnered with for this.

Mandate

For Localisation of SDGs in the PRIs, the mandate is achieving of the SDGs as relevant to the Panchayat, Area, State, Nation and for the Planet. Roles and responsibilities to do that need to be clearly communicated to all the Stakeholders from National to local level. This has to be jointly evolved based on the scope of activities, available resources, focus areas, assessment of all partners in the area. From the present, with the currently approved plan, how it can be woven and developed year on year into the achieving of SDGs for GPs in partnership as per their needs, vision, plan to implement and monitor jointly.



Chapter 7.3: Mapping of Roles and Responsibilities of Agencies/Ministries/ State Governments

Charged with the mandate of overall coordination of SDGs at the national level, NITI Aayog is well-positioned to set and support ambitious goals, which all key stakeholders agree to and work towards. Such a task naturally calls for partnerships to be built at different levels of the government. With its active linkages to stakeholders built through partnerships over the years, NITI Aayog is the natural facilitator in this scenario. NITI Aayog is aptly positioned to play the role of a partnership builder in this context, given its core approach of cooperative federalism. (NITI Aayog SDGII 3.0 Partnerships for the Decade of Action).

Localisation of SDGs is an issue of National importance and needs to be continuously supported by NITI Aayog, as the next level of action for SDGs. The States/UTs play a pivotal role in these efforts. This can be brought on the Agenda for the Governing Council Meeting of NITI Aayog which is chaired by the Hon'ble Prime Minister and all Hon'ble Chief Ministers and Hon'ble Lt. Governors are Members.

The NITI Aayog has mapped the SDGs with the different Central Ministries and designated Nodal Ministries. Ministry of Panchayati Raj is an associated Ministry for SDGs to all Ministries whose many schemes contribute to achieve SDGs at GP level and/or are being implemented through GPs.

NITI Aayog in the SDGII 3.0 is proactively driving partnerships for SDGs in the country on account of three reasons. First, SDGs constitute an overarching framework of priorities which are not designed for, and cannot be driven and achieved by, a single government department or a policy or a scheme. Adopting the SDG framework and implementing the various initiatives targeted at achieving the goals and targets on time must be done at the national, sub-national (State/UT), district, city, and village levels by all relevant ministries, departments, and local bodies. Such a task naturally calls for partnerships to be built among various ministries and departments, and at different levels of the government. (NITI Aayog SDGII 3.0 - Partnerships for the Decade of Action).

The Eleventh schedule of the Constitution expects the Panchayats to play key roles in various thematic domains enlisted as 29 functions. Many of the SDG targets are within the purview of the Eleventh schedule of the Constitution. Various flagship programmes are at the core for the SDGs and Departments &/or Panchayats play a pivotal role in many of these programmes. With planning for achieving SDGs to be an integral part of the Panchayat Planning (GPDP/BPDP/DPDP), necessarily Ministry, Department, PRIs need to enhance their involvement in all ways.

Ministries and Departments

SDGs in PRIs are not just the responsibility of MoPR. In reality, it is the Ministries and Departments that have the main role and responsibility in delivering it, given their many schemes and resources.

Strength of Ministries & Departments



All Ministries & Departments that have schemes operating or work in rural areas, village level, or at block and district level are connected to PRIs. They have funds, functionaries and functions of delivery of their scheme purpose.

Ministries & Departments closely look at scheme implementation and scheme performance monitoring.

There are excellent systems (being) put in place from field level to Ministry in GOI. These are getting measurable results and desired progress towards achieving the scheme outputs. In many flagship Schemes outputs and progress measured are in fact, exactly the indicators/meta data/output desired for progress on SDGs; eg: under JJM-No: of FHTC.

NITI Aayog and MoSPI use scheme data and Survey data of Ministries in its indicator (NIF), for arriving at the SDGII, NIF Progress Report and the State-wise comparison.

Ministries and Departments stating that their mandate is jointly owning the processes and responsibility for delivery of SDGs in PRIs is actually stating the obvious. This statement would however, make a world of difference to the actual process, roles and responsibilities in localising SDGs in PRIs.

Mapping

Ministries and schemes have been mapped to the Target at local level and also as relevant to the Theme. This mapping table is similar to what has been prepared already by NITI Aayog and under the lead and guidance of NITI Aayog by States for the NIF, including therein the State schemes as well. Mapping of Scheme wise data to the Theme indicators would enable the further step to identifying the department Schemes responsibility in the process of achieving the SDGs.

For each Theme the Mapping of Theme to Target to Scheme has been done under the chapter of Targets and Indicators and is given in Annexures 5-11 and 13. The responsible Ministries/State Departments for action on these Schemes and targets to be achieved are to be filled by States, as in some States there are different departments implementing them. The State Government Schemes are to be included and mapped against the Targets. This is a work sheet and reference for use for Panchayats and at all levels. These are all substantial work-in-Progress and can be finalised with involvement of the Ministry and the State Government Departments, mapping it to Themes to make it more contextual to process and targets selected to be worked on. (Refer Annexures 5-11 and 13 of Thematic LIF linked schemes).

To bring greater clarity and linkage as seen from the perspective of Ministry or Department, the listing of Schemes and to what Goal it is connected is given in the Chapter on Issues of National Importance and in Annexure 4. The important role played by the Ministries in localising SDG in Panchayats through the Schemes is being highlighted, and what the Scheme monitors is also given. The Table also gives what is to be done by PRIs. The MoPR with MoSPI has already prepared a Framework, mapping NIF to identified activities that can be taken up in the context of CSS/Acts where role of PRIs is envisioned.

Broad Roles



At a broad level, the Ministries /State Government, in delineating the Roles and responsibilities of both officials and PRIs need to cover Information sharing (including of Resource envelope), Planning, implementation, monitoring, review and assessment. The Ministries /State Government Departments along with MoPR/ State units of PR, need to take up -

1. Organising Capacity Building & Training of all the stakeholders; awareness campaign, seminars & consultations on different aspects of localization of SDGs.
2. Development of policy framework for SDG vision document in context to different strategies for localization of SDGs.
3. Mapping targets & local indices with the schemes of the ministries & departments.
4. Development of comprehensive matrix on specific focused goals of the line ministries / departments with identified strategies for aligning their plans to GPDP in tune to SDGs, local targets, indicators for monitoring of the progress.
5. Sharing information of Resource envelope and disaggregated data
6. Preparation of Scheme plans in line with GPDP and feeding into GPDP, for achieving SDGs/ Thematic targets
7. Monitoring jointly the SDGs Local Indicators Framework. State, District and Block Indicators to make the SDG monitoring system more robust.
8. Working with and providing inputs for the Panchayat Dashboard for constant monitoring of the achievements of the local targets in tune to local indicators.
9. Monitoring Mechanism including key performance indicators to review the strategies for facilitating Goal-Driven Partnership for tracking the progress under SDGs framework and throw light on improvement.
10. Incentivization of the Panchayats for performing best in different themes / issues. Separate Budget to be allocated in this context.
11. Building Partnership and collaboration with different stakeholders for equitable & sustainable development.

While the Ministries need to state the obvious and issue (re-iterate and elaborate) the guidelines, the State Governments have to give more focus on SDG implementation at PRI levels.

Awareness/Sensitisation/Training

Communication on Localisation of SDGs in States has been done to varying degrees. State Governments and District authorities have to conduct intensive trainings at district and block levels to officials of Departments for achieving the SDGs at local levels on joint working at three-tier / two-tier Panchayats and especially with the Gram Panchayats.

Training programmes need to be arranged to inculcate thinking around SDGs, on aligning Department Scheme's plans with Panchayat plans, and with the SDGs, for State level & District level Master Trainers, for imparting training to officials and Panchayat functionaries and Facilitators & Frontline workers, identified in GPDP preparation process across Departments by the MOPR / NIRDPR / State Governments / SIRDs /Departments' Training Institutes for Panchayat Training/District authorities.

Necessary communication and awareness generation has to be done repeatedly to district and block level officials through district administration on various occasions, including reviews.



Devolution and Guidelines

One extremely important factor in the Mapping of roles and responsibilities is the extent of devolution to PRIs in the State.

Almost the same importance is to the guidelines of the Schemes, of Ministry/State Government.

The devolution to the 3 Tiers of PRIs, would determine their roles and responsibilities in Ministry Scheme and State Schemes as will be worked out and its linkage with the execution in field.

Considering the strengths and proximity to the local community in the functioning of Panchayats, the State Governments have to accelerate the pace of rural decentralization for attaining better quality of local self-governance through various changes in the administrative systems supporting the Panchayat bodies. State Governments have to define the functional domain of the officials and Panchayat bodies more specifically to enable them to focus their activities in improving the quality of services delivered by them, enhance capacities of the Panchayats and more focusing on structured system for preparing and implementing participatory plans (GPDP/BPDP/DPDP) towards localization of SDGs and achieving local development goals.

All other local partners

While government action at various levels and across ministries and departments is crucial in setting the pace of SDG achievements, government alone cannot ensure the timely meeting of the goals and targets. SDGs call for a "whole-of-society" approach with active intervention from all stakeholders. The CSOs and the private sector play a pivotal role in determining the pace of progress. The only way to ensure consistent and continuous participation of these key stakeholders is by building long-term and mutually beneficial partnerships. (NITI Aayog SDGII 3.0 Partnerships for the Decade of Action).

At Gram Panchayat level various institutions like Health & Wellness Centres / PHCs, ICDS Centres, Schools, SHGs, local committees on different social, human and environmental issues, CBOs/NGOs, etc are taking (some) part in planning process. These institutions need to be actively involved in situation analysis and setting local development goals in tune with the SDGs. Their roles & responsibilities should be enhanced for effective implementation of the planning process. Local Committees working on various sectors are (expected to be) active members of the main taskforce of the planning process at the Gram Panchayat which reflects the integration of the plan from different line departments. Participation of youth and children in various ways, in designed programmes or plans of the GPs, will be raising community participation.

Academic Institutions, private sector, specialised organisations, agencies in the area can support and be involved with the PRIs in keeping with their scope and the need of the PRIs. In exploring mechanisms ideas like Community Radio operated by Universities and other Agencies can be extended in their work with PRIs.

Tailoring to local needs and variations

Discussion of MoPR with Ministries on - Ministry – Scheme – Output – Monitoring Indicator – NIF- LIF – Target at Local level – leading to stating the space for PRIs in the schemes upfront, the roles and responsibilities and how PRIs and the Ministry Schemes' officials delivering them will work together, followed by issuing guidelines, will not only map but also lead to convergence.



Listing and mapping of various organisations, working in the area or who can be drawn into the area; considering their scope of work and flexibility, and local need, participative plans and mechanisms are to be drawn up as micro plans specifying the roles and responsibilities.

Regions Covered under PESA would have a different detailing.

There would not hence be one single listing of Mapping/Roles and responsibilities in the mandate for delivery of SDGs at local level that would be applicable across all the States/UTs and regions within, but the idea is clear.

It is hence necessary to use the broad roles and responsibilities, Mapping and build further to make it to suit the operational framework of different States/regions, This exercise must be followed through by MoPR through a schedule for completing this.

In as much as States have done this for the State level to the extent of Mapping to Targets (National Targets and State Targets), and many also on Roles and responsibilities of Departments, as against that, doing this for the Local Targets and LIF for PRIs would be the next logical step.

Mandate and step up

The mandate for all Ministries and Departments is the delivery of SDGs at local level by working together with PRIs, with joint Mapping of Roles and responsibilities at all levels, communication to all concerned effectively, training, joint reviews, progress assessments, with listing of all partners outside of government, and their roles, developing micro-plans which would be applicable, which is a step up, adding partnerships and collaborations which would accelerate efforts to sustainable solutions.



Chapter 7.4: Measures for Convergence between Agencies / Ministries / Departments

The idea that governments, businesses, NGOs, the UN, academia and others are all working together through formal and informal partnerships, at the global, regional, national and even sub-national levels, aligning interests and combining their resources to deliver on the promise collectively, is central to the 2030 Agenda. (NITI Aayog SDGII 3.0 - Partnerships for the Decade of Action).

73rd Constitutional Amendment in 1993, Panchayats are the third tier of local self-governments, and sectoral convergence must follow to enable the assigned 29 subjects to be well delivered. Ideally the most desirable way is by devolution to all three tiers of local self-government. However, the almost 3 decades, has resulted in devolution to the PRIs in all States to varying degrees. Some States have it more systemic, like West Bengal, Kerala, Karnataka, at different levels of PRIs, whereas there are other States where it is not systemic. While pursuing and advocating greater devolution, recognizing the current levels of devolution and working partnerships, responsibilities, roles and convergence around it would lead to creating an enabling environment for on ground delivery of SDGs. Pragmatic approach which works towards larger good is necessary if we seek to achieve SDGs.

7.4.1 Aspects for Convergence

Convergence ideally should be in all aspects of localization of SDGs in PRIs –Planning, Implementation, Review, Monitoring and Assessments. The convergence at all levels (Centre, State, District, Block, Panchayat) needs to be worked out. Convergence with working of all Institutions, organisations, Agencies, Government and Non-government, Community and CSOs, Private sector etc in the sphere of SDGs for the local areas need to be drawn out.

Resource Mapping

Convergence of financial resources of different schemes available at Panchayats, convergence with different schemes of various line Departments and convergence of human resources of different line Departments available at local levels need to be ensured. Use of existing personnel in different flagship schemes following the Resource mapping of personnel can provide utilisation of human resources enabling coverage of all through handholding and intensive support of a lesser number of Panchayats for each, leading to better mechanisms, monitoring and reviews.

For this purpose, State Governments need to prepare activity mapping for three-tier / two-tier Panchayats or relook their activity mapping. Officers of concerned line Departments of the State Governments need to be mapped against each of the functions devolved to Panchayats as per 11th Schedule of the Constitution. Role of frontline workers in Panchayat planning need to be clearly defined, communicated and ensured.

Timing

As Mission Antyodaya data is the basis of Panchayat planning and as the PPC Campaign starts on 2nd October every year, Mission Antyodaya Survey needs to be completed prior to the initiation of



PPC Campaign. MORD may be requested to take appropriate steps accordingly. Modified MA Survey that would integrate data for Localisation of SDGs is to be prepared and used.

Committees

Inter-ministerial Coordination Committee for SDGs

The importance of SDGs, the responsibility being of all Departments and the need for coordinated and joint action, can best be taken forward in an Inter-ministerial Coordination Committee for SDGs which discusses progress on all SDGs in rural and urban areas, where the multitude of schemes are being implemented by all Ministries, through the Targets and Indicators at Local level, Block, District, State and National level. In the current context of PRIs, the Inter-ministerial Coordination Committee for SDGs would need to look at it as in rural areas with PRIs as local self governments.

Scheme Committees and PRIs

Existing Committees and scheme mechanisms considered, how the PRIs can work with them and together, needs to be spelt out in all. Some flagship schemes do -

Eg: SBM guidelines clearly state that the Village Sanitation Committee will be headed by the Village Panchayat President and will work with the Gram Panchayat and the Panchayat Standing Committee and is an integral part of the Gram Panchayat.

7.4.2 States' Convergence strategies for Committees

Different mechanisms are adopted by the States w.r.t involvement of the line departments/ local committees / standing committees of PRIs in the preparation of GPDP based on the philosophy on role of PRIs and extent of devolution.

- i. On involvement of local committees in West Bengal, the state has ensured the convergence of sub-committees / standing committees in preparation of the GPDP/ BPDP/ DPDP. These committees are comprised of elected representatives and functionaries of the Panchayats and officials of the line departments operating at Panchayat level & the representatives of SHGs. Panchayat Development Plan are prepared based on the inputs received from sub-committees and standing committees to reflect the comprehensive and holistic development plan. Officials of the line departments are the members of the Gram Panchayat Planning Facilitation Team (GPPFT) who are the main workforce in the process of GPDP preparation. Apart from these, members of local committees like VHSNC, VLCPC and SMC are also part of the GPPFT and they give their valuable inputs in different sectors while preparation of panchayat development plans.
- ii. In Kerala, State / District level officials are deputed to rural areas to work with Gram Panchayats. These officials become integral part of the Panchayats and represent in the Standing Committees as conveners of those Committees. In the local planning, all such Committees take part in GPDP preparation.

PRI-SHG

The convergence PRI-SHG collectives for participatory planning has assumed significance during the last several years with the preparation of GPDPs laying emphasis on community participation through SHGs. This has resulted in increased participation of SHGs in the development activities of the Gram Panchayats and in turn Panchayats providing support to the activities of SHGs. Thus, this has emerged as an ideal collaboration and cooperation between the Gram Panchayats and



SHGs collectives which is of mutual benefit to them. The convergence model has also resulted in increased transparency in the functioning of decentralized systems across the country and there is growing need as also demand for strengthening the initiative. Use of the PRI-SHG convergence framework indicators and guidelines in existing RGSA Implementation Framework is to be monitored and reviewed, for ensuring that these are functioning in all the GPs. There is need, to further take up the matter by bringing women participation in planning for Block Development Plan and District Development Plan. (Convergence with NRLM guidelines on same aspect is dealt below)

CBOs/NGOs

All possible steps need to be taken for creation of an ambience so that the Panchayats and CBOs / NGOs mutually reinforce each other in better understanding of the issues and in strengthening the processes for good governance. This would imply a more focused set of interventions for improving the quality and regularity of the consultation process in which the participation of civil society will be very much desirable. Enabling environment needs to be built at local levels for participation of CBOs / NGOs in GPPFT / SWG during Panchayat planning towards setting and achieving local development goals and thereby contributing towards achieving the SDGs.

Training

One best place to start convergence is in training and IEC. *... the possibilities of different stakeholders coming together for awareness and capacity development are practically limitless.* (NITI Aayog SDGII 3.0 Partnerships for the Decade of Action).

As Panchayats as mini-governments, training of Panchayats requires sectoral convergence. Ensuring quality in sectoral trainings requires collaboration with practitioners and resource institutions working in that sector covering Trainers, Institutions, Trainees, Programs, Best practices, Monitoring and Review. The following strategies may be considered:

- SIRDs may network with other sectoral institutes and NGOs, for sharing of expertise and infrastructure facilities, available with different agencies to conduct time-bound training.
- Various departments like Education, Health, Agriculture, Animal Husbandry, Women and Child Development, Industries, Revenue etc.. have their own training institutions at the state, regional and district levels. SIRDs need to establish strong networks and conduct joint training programmes with such institutes.
- SIRDs could also consider outsourcing some of their training activities to sectoral training institutions or local NGOs having adequate expertise and known for their professionalism.

It would be in keeping with the decade for Action, the need to work with renewed focus on account of the slide back on multiple counts across sectors, and in particular for the poor and vulnerable, as to the roles and responsibilities and need to work in Convergence so as to fulfil the core principle of LNOB in achieving SDGs.

It is important to focus on specific skill and competency gaps with respect to different SDGs and build capacities of stakeholders at the cutting edge of interventions. (NITI Aayog SDGII 3.0 Partnerships for the Decade of Action).



The revamped RGSA working together in Convergence with Ministries and Departments would need to jointly use various forums, media, training, meetings to communicate this.

Training for Inter-Sectoral Convergence is necessary for strengthening institutional linkages, for understanding roles and responsibilities, scheme delivery for localisation of SDGs in PRIs, and fundamentally understand the SDGs, its relevance to people, planet, peace, prosperity and the necessity for partnership for it. Communication, monitoring, review needs to be built up to create a we -feeling and motivation (ichha shakti) to act (Kriya Shakti) towards achieving SDGs.

Buy-in

The outcomes from the Localization of SDGs in Gram Panchayats in the Thematic areas, should be credited also to the Department based on its role in the process. Mapping of personnel at all levels with their span of operation, existing role and evolving how the results can be achieved , identifying issues that can be addressed for Departments by participation of PRIs for schemes of Government, is more attractive than how Department has to work with PRI for Localization of SDGs. The outcome of the latter through a process and output of the former is more likely to get a buy-in.

7.4.3 Convergent Action Plan and follow up

Convergent Action Plan developed through identification of resources, purpose/objective, indicators, data availability use of technology, training, identification of gaps and gap filling mechanisms , monitoring and review would be required to be taken as a detailed exercise.

This is not particularly new between Departments as seen in select schemes-eg:POSHAN ABHIYAN and NHM have prepared Convergent Action Plan and got it approved in State Level Approval Committee headed by the Chief Secretary and Secretaries concerned. Covering all Aspects as mentioned above and including the important next step of monitoring this on a timeline by a mechanism at different levels is required to be fitted in and operated.

Eg: SBM guidelines clearly states that the Village Action Plan prepared by the VWSC is to be part of the GPDP, and to be feeding into it. Further that the data entered into the IMIS for SBM is to be entered into the PRIs software being used Planplus / Priasoft.

In the existing RGSA guidelines, the working together of PRIs and SHG has been fully elaborated along with communication from Ministries concerned. Indicators for measuring how this is progressing, scope and whereall these can be mutually beneficial to the institutions as well as to the people and in governance has been stated. To add further, NRLM also gives guidelines in this regard for SHGs and PRIs to work together. Despite this, the field reality is quite different.

These examples go to show how despite guidelines, and instructions /letters etc, actual action in that direction is missing.

This calls for the focus from Ministry of Panchayat Raj and SBM/NRLM etc, as the case may be, of different schemes, to ensure that this partnership and convergence in programs etc laid down is followed up with required processes, mechanisms including monitoring its progress.

The Inter-ministerial Coordination Committee for SDGs would be in a good position to review the progress and issues in this regard and take steps to sort them out.



Approval and Pre-appraisal convergence

Under SBM already the guidelines provide for officer not below the rank of JS in the MoPR in the CEC for SBM PIP/AAP approval and similarly the participation of officer from MoRD in RGSA approval by MoPR. Pre-appraisal processes can ensure convergent plans followed by approvals being done on combined and joint schedules. CEC level membership is reflective of the space to be made out for such convergence to be built in.

Data Sharing and Dashboard

A critical area where partnership can build value and bandwidth relates to monitoring and modernising data systems. (NITI Aayog SDGII 3.0 Partnerships for the Decade of Action).

Scheme Data seen at Ministry/Department, District or Block levels, basically as mentioned above, is originating from the field at whichever level / location the activity is taken up. This data moves vertically up the silo. Ministry making this data at disaggregated level available to the PRI is necessarily to be ensured for all schemes. Survey data similarly has to be shared. The Dashboard of the Schemes and the Panchayat Dashboard for SDGs must be accessible and useable for both PRIs and Department / Ministry.

Event participation

PRIs involvement in the important events of the Departments such as International and National days, Campaigns, etc would be useful for both, and since most of these important days are touching one or the other SDGs, this will lead to Convergence in working.

Technology

IT Tools use can be integrated for purposes of PRIs (to the extent possible eg: SBM-Swachhata App to Clean and Green Village, Gram manchitra with JJM, SBM, PMGSY, PMAY etc).

Best Practices

SBM is establishing RALU, Rapid Action and Learning Unit to upscale good practices, communication strategy and communication plan. The Best Practices mechanisms to be evolved for localization of SDGs can perhaps work in tandem with RALU (details to be seen and worked out).

Incentivisation

Departments and Ministries as well as other partners can be drawn to incentivise progress and achievements in the Themes and indicators as relevant to them and their achievements. Other sources, beyond government can be drawn to incentivise performance and recognise achievements at regular intervals.

Monitoring and review convergence

SDGs, in many ways, is an ambitious framework. Many of the targets test the limits of implementation and monitoring mechanisms. (NITI Aayog SDGII 3.0 Partnerships for the Decade of Action).

Scheme monitoring and review, along with localising SDGs review need to go together. Convergence as a process needs monitoring in developing it and even forcing it to happen. Without



such external constant push, modified reviews, and action in that direction for putting in place of new systemic process, the silos that government is habituated to work in, and the breaking of years of habit is naturally difficult. The guidelines alone are not enough.

Institutional structures at the State and sub-State levels, such as nodal SDG department, monitoring and review structures, dedicated SDG teams, and district-level structures, which help dissolve silo-based functioning by facilitating goal-driven partnerships are in place or being put in place.

State, District, Block Indicator Frameworks (SIF and DIF) designed and put in place through collaborative efforts of NITI Aayog, MoSPI, State governments, district administrations, and technical partners, make SDG monitoring systems more robust and convergent. This covers the DP and BP/IP. The Local Indicator Framework and its progress is to be reviewed at various levels. This covers the GPs.

Identified officials, who are part of Training and Field activities of various Departments are to be formed into units at block, sub-block level. At District level/Regional level and State level, units consisting of officials from Departments and Training Institutions (SIRD, ETCs/RIRDs, DRCs,) with their role in the process of Training being stated not only by MOPR, but by Ministries/State Departments as well are to be in place. Where there are existing Sub-district, district, regional level Training and field activities units, engaging with them by joining them, rather than form a separate one needs to be worked through.

Ease of Working with Ministry/Departments

The process for convergence with Ministries/Departments involves discussions and putting down guidelines and instructions etc. Prioritising the Ministry/ Departments can help in this. These can be chosen and in progressive manner on the following basis that will yield results:

- Line Departments which have set SDG indicators;
- Line departments which have identified PRI Role in their context;
- Line Department most prioritised by Panchayat

Even with the above choices there would be difficulties in bringing about convergence, obtaining disaggregated data, involvement etc., of Department/ Scheme functionaries that are to be addressed for achieving SDGs. Convergence needs monitoring of the process of convergence.

As the Departments and PRIs work together and it becomes easier for the PRIs, and the progressive steps to such working are taken and achieved, Ease of Working with Departments for PRIs goes up. These steps that are taken towards convergence and ensured in field, on the various aspects could be captured on the National, State and Panchayat Dashboard as the *Ease of Working with Ministry / Departments for PRIs*. As the Ministries' / Departments' flagship and other schemes have substantial bearing on the SDGs, this would be an assessment that needs to be made for bringing in the elusive convergence, which will accelerate the Localisation of SDGs in the Panchayats.

Actions at Ministry level need to be measured using parameters and monitored for ensuring inter-ministerial convergence. For field level the Ease of working with Departments for PRIs' is to be measured in all States on parameters, based on which Inter - State ranking to be given while also getting, a clear picture of where the bottlenecks are to work on improving convergent action at field level. Ministries & State Departments get ranked and Ministries can ensure their guidelines



get delivered effectively for PRIs when it states so. States can use it to sort the issues with and within Departments. This will need to be assessed on a regular basis till the desired score is reached.

SAGY mechanisms to cover all

SAGY-is a scheme where convergence and role of department has been clearly spelt out. SAGY has identified 54 indicators / areas for action; Clean and Green (a Theme for Localization of SDGs) is mentioned in SAGY. Extending instructions issued for SAGY from area of SAGY to all Gram Panchayats would be an immediate step in the direction of convergence, roles and responsibilities. In SAGY various schemes are also linked - Mapping falls in this.

Looking at all the indicators of SAGY in the context of the Thematic Indicators would enable localization of SDGs in a SAGY area. Such an exercise would be useful in other major schemes like RURBAN, NRLM, etc.

Youth and children

Establishing programs and working along with NYK and its Volunteers, and children in Gram Panchayat would bring in sparkling life of the next generation adding energy and spreading this across.

Training Incentive for convergence

Overtime, getting convergence in government has been a challenge. The value in convergence and the need for it for people, planet, prosperity and peace has to be kindled and felt by the functionaries. Training, IEC are great tools for this perspective to be seen and understood. To give special emphasis for convergence, participation in Convergence Training programmes by Line Departments and PRIs may be given additional fillip by providing say- Rs.50/- p. participant as a recharge amount. The amount may not be considered high but it would draw attention. Follow up programs on action taken on convergence can be brought into the Roadmap for Review, Quality Circles and then Best Practices. Every Program can have that extra bit.

The scope of collaboration is very wide considering the large array of programmes implemented for achievement of various SDGs, many of which have considerable thematic overlap. (NITI Aayog SDGII 3.0 Partnerships for the Decade of Action).

Convergence through a combination of measures and efforts on what works for ultimate results is advocated, being both possible and practical.

The primary focus of localisation of SDGs has been on proactive participation and collaborations of all stakeholders, mandating the localization of SDGs and pursuing specific roles & responsibilities with convergence to achieve the Goals.

The PRIs role and responsibility to actively seek out and reach out to support the department in achieving the scheme delivery would lead to response. The improved results in the Gram Panchayats will be improved results for the departments. The Ministries/Departments working with PRIs through convergence, mapping, roles, responsibilities, to be seen as working processes in partnership rather than who is in control and power. Bringing in the whole of society approach with Institutions, Organisations, CSOs, Youth, private sector, community ... all stakeholders collaborating, will bring transformational changes and achieving the SDGs in PRIs.





Chapter 7.5: Capacity Building & Training activities for Delivering SDGs

The CB&T for localizing SDGs suggests policy issues, CB&T activities, recommends the Roadmap for Capacity Building, covers all stakeholders in rural governance, towards achieving MoPRs mandate in line with the draft Vision Document 2024, National obligations and the SDG 2030 Agenda.

7.5.1 Capacity-building: Historical context

Capacity-building has long been recognized as one of the means of implementation for the achievement of sustainable development. This is reflected in the outcome documents and action plans adopted by major international conferences on sustainable development. Agenda 21, adopted at the 1992 United Nations Conference on Environment and Development, addresses capacity-building in its Chapter 37. Decisions relating to capacity-building were taken by the United Nations Commission on Sustainable Development at its fourth (1996), fifth (1997) and sixth (1998) sessions and by the United Nations General Assembly at its Special Session to review the implementation of Agenda 21 (1997). The Johannesburg Plan of Implementation (JPOI), adopted at the 2002 World Summit on Sustainable Development also recognized the importance of capacity-building for the achievement of sustainable development. Similarly, the outcome document of the Rio +20 Conference, the Future We Want, emphasized the need for enhanced capacity-building for sustainable-development and for the strengthening of technical and scientific cooperation. In the context of small island developing states, capacity- building is also recognized as a key issue in the 2014 SAMOA Pathway for a wide range of areas, such as climate change, sustainable energy, ocean sustainability, management of chemicals and waste as well as financing.

UN approach to capacity development for 2030 Agenda for Sustainable Development

Capacity building activities are also aimed at strengthening and maintaining the capabilities of states and societies to design and implement strategies that minimize the negative impacts of current social, economic and environmental crises and emerging challenges. As a cross-cutting entry point, capacity building activities promote the integration of the 2030 Agenda and the SDGs into national and local sustainable development planning frameworks, sharing lessons learned and good practices through workshops and related events.

The 2030 Agenda recognizes that capacity-building forms part of the means of implementation for the SDGs. Each SDG contains targets relating to means of implementation, requiring and including capacity- building., SDG 17, which covers means of implementation and the global partnership for sustainable development, contains target 17.9 which aims to: "Enhance international support for implementing effective and targeted capacity-building in developing countries to support national plans to implement all the sustainable development goals, including through North-South, South-South and triangular cooperation". Capacity building is a systematic approach of knowledge and skills development along with attitudinal and behavioral change communication. It ensures an organization has the internal expertise to effectively implement change and improve performance.



7.5.2 Objectives of the Capacity Building Framework for localizing SDGs

The 73rd and 74th Constitutional Amendment Acts (1992) gave constitutional status to the third-tier of the government at sub-state level, thereby, creating legal conditions for Panchayati raj or local self-rule. Panchayati Raj Institutions (PRIs) play a pivotal role in improving service delivery in keeping with their constitutional mandate of economic development and social justice. Strong PRIs also help in enabling greater decentralization, increasing the involvement of communities in planning and implementing schemes, thereby, increasing accountability and achieving desired results. The Central Finance Commission awards and the GPDP/IPDP/DPDP provide increased scope for this. So, it is important to focus our attention to CB&T activities for PRIs to take up initiatives in local level SDG strategies and actions. The major objectives are:

- To develop skills and competencies of the people related to PRIs for localizing SDGs.
- Increase the reach of CB&T to district, block/Talukas and village levels.
- Improve the quality of CB&T at all levels for enhancing organizational effectiveness.
- Bring about better coordination and networking among institutions of training in diverse sectors.
- Promote macro, meso and micro level annual action plans to facilitate need based goal and outcome oriented CB&T.
- Human Resource Development other than policy matters. (General rules and regulations)
- Disseminate information through periodicals, reports and other publications.
- To strengthen strategies for capacity development of elected representatives through:
 - (a) Strengthening institutions and mechanisms for capacity development
 - (b) Policy and research-based advocacy
 - (c) Sharing of good practices.
- Handholding support to stakeholders SRG, SRTs, PPTs, ERs, funding agencies & line Depts.
- Support to Training Institutes – PTIS, SIRD, CTI etc
- To ensure that there is adequate number of CB&T institutes at decentralized levels for localizing SDGs.
- To Undertake Training Need Assessment exercises for all types and categories of stakeholders and Designing training packages and modules based on the findings of TNA.Preparation of course material which is focused on the modules.
- To use the digital technology for process of CB&T
- To explore and disseminate the possibilities of data status of development to different stakeholders.
- Use different social media for disseminating the experiences from development activities.
- Institutional Convergence (sharing of Infrastructure, faculty and information/training materials/ joint training).

7.5.3 Stakeholders

Elected Representatives, Functionaries, Front line workers, Community Groups – Non-Governmental Organisations and potential partners



Apart from ERs, there are several other stakeholders, and partners who must be trained to ensure that Panchayats perform optimally. These include:

- a) Core Panchayat functionaries, who perform the basic functions of Panchayats, such as Panchayat secretaries, accountants, Panchayat Development Officers, technical staff such as watermen, cleaners etc.
- b) Gram Sabhas and citizens, who need to be enabled to participate for planning, action, monitoring and review of progress towards sustainable development and play a vigilant role in Panchayats, as good governance for effective last mile service delivery is possible only through the watchful and constructive engagement of citizens. So the level of knowledge of the citizens about the importance of their participation in local governments and their own responsibilities in improving the planning and delivery of services needs to be enhanced.
- c) Departmental functionaries, especially of departments not devolved to Panchayats, who need to understand the Panchayati Raj system, as well as their combined role in it. Departmental functionaries need to be trained to plan in their sector in the local area and support the Panchayats in preparing and implementing various projects.
- d) Several other stakeholders that function as support groups to Panchayats, such as management committees, working groups and community based organizations (CBOs) that have a critical role in the formulation and implementation of local development plans especially in States where the level of devolution is high and where the Department Scheme is implemented through Committees, other than the Panchayat. As States strengthen their Panchayati Raj systems, and establish committees, working groups, etc., for planning and implementation, it is likely that the need for the capacity building of such bodies will grow.
- e) A host of support systems which can play a critical role in supporting Panchayats, such as local government associations, political parties, media persons, MLAs, etc.
- f) NGOs, who work in the area, private sector organisations, who can be aligning their work with the SDGs
- g) Academic Institutions and Organisations – including Schools, Colleges, NYK, Associations etc. – who can be involved with programmes creating awareness and movements/ campaigns

7.5.4 Key Thematic Areas of CB&T for Achieving SDGs

While it is essential for Elected Representatives to be trained on the aspects of Panchayat Act & administration, the role that Panchayats play in the process of economic development, social justice, natural resources management, and such others in the 29 subjects needs emphasis. On introduction of SDGs into the CB programme of GPs, an excellent module was prepared for a 2-3 days programme, where the SDGs were covered goal wise, covering the role of the Panchayat also in it. The attention of the PRIs to its importance and relevance could not be captured.

Newly (first time) elected & previously elected

Clear differentiation of Capacity Building & Training in core programmes of Panchayat administration & accounts is called for in these 2 groups. The time allocated for the 2 groups is to be based on needs in training. The newly first time Elected Representatives would need more days of Training, naturally so as to also cover the SDGs.



Universality of SDGs - and early interventions

Being newly elected does not make the SDGs any less relevant as the SDGs are for all people. Elected Representatives are only part of that and have responsibility of all the 29 subjects as well as key role to play under the SDGs. There must be coverage of awareness of all Themes in the first instance and as part of the very first Training program itself and on each possible occasion (there is substantial ground to cover)

The canvas of SDGs is covering all aspects of life and giving orientation to panchayats that their taking interest in the SDGs is effectively their taking interest in all aspects of their life. The shift in the Capacity Building & Training is both in strategy in CB&T& focus on the Themes in localising SDGs that will surely draw the attention of PRIs in a direction:

From content and information, to skill and attitude.

Form infrastructure works and basic services to SDGs.

From scheme-based implementation to purpose based actions

From inputs to outcomes

Form beneficiaries to inclusive development

From Panchayat administration to good governance

From plans primarily for grown ups to child friendly local governance

Form GPDP to gender responsive GPDP

Form concrete to environment concerns

At every opportunity there needs to be attention drawn to the Themes. Panchayat administration sessions to be interspersed with Thematic information that catches the attention of the Panchayats. The same importance given to cover all elected Representatives within first six months of election on the core curriculum has to be given to the thematic aspects especially those requiring urgent attention.

Local planning is about bringing in socio- economic and environmental transformation in rural areas. The objectives of PRIs are to reduce, and eventually eliminate rural poverty and achieve SDGs. The PRIs need to take into account all the factors that affect rural change, including achieving better outcomes from development programs. The location of the SDGs within the local plans can provide PRI with a vision for development that is in sync with national priorities providing the local thrust that is required for achieving SDGs.

These Goals are relating to following eight themes that will be included as main chapters in the training for the Target groups for localizing SDGs in PRIs :

- Theme 1 Poverty free and enhanced livelihoods in Village
- Theme 2 Healthy Village
- Theme 3 Child Friendly Village
- Theme 4 Water sufficient village
- Theme 5 Clean and Green Village



- Theme 6 Self-sufficient infrastructure in village
- Theme 7 Socially secured villages
- Theme 8 Village with Good Governance
- Theme 9 Engendered village

A Thematic approach has been taken due to these being easy to relate to for the ERs and the community. Whether Theme wise or Goal wise, multiple departments and schemes cut across the areas for actions.

The **Theme wise Target groups and training themes for localizing SDGs** is indicated below. Method and content for different target groups, frequency etc will need to be worked by respective states. Additional groups for training would mostly be added by the States, as per their set up.

Theme: 1 Poverty free Village and enhanced livelihoods in village (SDG 1, 2 and 8)

Goal 1: End poverty in all its forms

Target Group	Training Themes
Elected members of local bodies	Challenges & opportunities of Poverty
Executives Institutions	Problems and solutions for eradication of poverty
Extension officers	Implementation strategies
SHGs/CBOs/NGOs	Participatory role of stakeholders for reducing poverty

Goal 2: End Hunger, achieve food security and improved nutrition and promote sustainable agriculture

Target Group	Training Themes
Farmer groups	Strategies for sustainable agricultural practices Value addition and marketing
Anganwadi/ICDS staff	Nutrition security
Agricultural & Allied Depts. Officials	Sustainable agriculture (farmer friendly approaches)

Goal 8: Promote sustained, inclusive and sustainable economic growth, full and productive employment and decent work for all

Target Group	Training themes/Issues
Elected representatives	Sensitization on present laws & policies Skills of Assessment on Economic growth and employment opportunities Peer learning



Research Institutions	Action oriented/ applied research, ethics of research Best practices round the globe Investing in coaches/ Experts Investing in Diversification, technology, up gradation & Innovation
PRIs	Localization of SDGs and their roles Skill sets enhancement Rights of beneficiaries developmental needs

Theme: 2 Healthy Village (SDG 2 and 3)

Goal 2: End Hunger, achieve food security and improved nutrition and promote sustainable agriculture

Target Group	Training Themes
Farmer groups	Strategies for sustainable agricultural practices Value addition and marketing
Anganwadi/ICDS staff	Nutrition security
Agricultural & Allied Depts. Officials	Sustainable agriculture (farmer friendly approaches)

Goal3: Ensure healthy lives and promote well being for all at all ages

Target Group	Training Themes/Issues
Policy Makers M.L.As M.Ps PRIs	Orientation on SDGs.
Policy Implementers Health Department-NHM/CMHO WCD-State and District. Education-State and DEO level. Social Justice	Capacity building on Implementation of SDGs
Opinion/Community Leaders CSO/NGOs	Participatory programmes on SDGs for community leaders.



Media	
Community leaders of rural/ Urban Areas	
Religious Opinion Leaders	
Corporate	
Cutting Edge Leaders	Sensitization on SDGs for Cutting edge
AWW/ASHAs/ANMs/Extension workers	functionaries
Principals of schools	

Theme 3: Child Friendly Village (SDG 1,2 and 4)

Some of the Theme’s goals training covers :

Goal 1: End poverty in all its forms

Target Group	Training Themes
Elected members of local bodies	Challenges& opportunities of for eradicating Poverty
Executives Institutions	Problems and solutions for eradication of poverty
Extension officers	Implementation strategies
SHGs/CGOs/NGOs	Participatory role of stakeholders for reducing poverty

Goal 2: End Hunger, achieve food security and improved nutrition and promote sustainable agriculture

Target Group	Training Themes
Farmer groups	Strategies for sustainable agricultural practices Value addition and marketing
Anganwadi/ICDS staff	Nutrition security
Agricultural & Allied Depts. Officials	Sustainable agriculture (farmer friendly approaches)

Goal 4: Ensure inclusive and equitable quality education and promote lifelong learning opportunities.

Target Group	Training Themes/Issues
--------------	------------------------



Policy Makers	
M.L.As	
M.Ps	Orientation on SDGs with focus on quality education and lifelong learning.
PRIs ERs	
Policy Implementers	
SLOs and DLOs of school education.	
College Education.	Capacity building on Implementation of SDGs on Goal 4 (Education For All)
Technical Education.	
Adult and Continuing Education.	
Training Institutes of Education Department e.g, SCERT, DIET	
Opinion/Community	
Leaders	Participatory training for community leaders on SDGs with focus on Goal 4.
CBO/NGOs	
Media Religious Opinion Leaders	
NYKs/NSS	
Standing committees of education in GPs and ULBs.	
SMC/PTAs	
Cutting Edge Leaders	Sensitization on SDGs with focus on Goal 4.
AWW/ASHAs/School teachers , SHGs	

Theme: 4 Water sufficient villages (SDG 1 and 6)

Goal 1: End poverty in all its forms

Target Group	Training Themes
Elected members of local bodies	Challenges& opportunities of Poverty
Executives	Problems and solutions for eradication of poverty
Institutions	
Extension officers	Implementation strategies



SHGs/CBOs/NGOs	Participatory role of stakeholders for reducing poverty
-----------------------	---

Goal 6: Ensure availability and sustainable management of water and sanitation for all.

Target Group	Training Themes/Issues
Policy Makers	
M.L.As	Orientation on SDGs with focus on Goal 6.
M.Ps	
PRI's	
SBM	
Policy Implementers	
State and District officers of SBM, WCD, Water Resources, Irrigation, Watershed Development Education, Health, LSGs	Capacity building Programmes on Goal 6.
RD and PR, PHED	
Opinion/Community Leaders	
CBO/NGOs	Participatory training for community leaders on SDG with focus on Goal 6.
Media	
Religious Opinion Leaders	
NYKs/NSS/n.cc/Scouts and Guides	
SHGs/Farmer Groups	
JFMCs	
V.H.S.N.Cs	
Committees of GPs.	
Nigran Committees (Punjab)	
Cutting Edge Leaders	Sensitization on SDG with focus on Goal 6.
AWW/ASHAs/School	
GP Secretaries, VLWs	
SwachthaDooth motivators	
Master Motivators	

Theme: 5 Clean and Green Village (SDG 6,7, 12, 13, 14 and 15)

Some of the Theme's goals training covers :

Goal 12:- Ensure sustainable consumption and production patterns



Target Group	Training Themes
Elected members of PRIs	Concepts & Practices of Sustainable C&P
Farmers/Producers/Fisher Folks etc Groups	Good farming practices (training & visit)
MSME	Sustainable Waste Management Practices

Goal 13: Take urgent actions to combat climate change and its impacts

Target Groups	Trainings
Policy Makers	An overview of SDGs Impact of climate change on healthy living Policy review on retailed planning’s Strategies for mitigation/ adaptation (state level; action plan)
Implementing Agencies/ Departments	An overview of SDGs Impact of climate change on healthy living Policy review on retailed planning’s Strategies for mitigation/ adaptation (state level; action plan) Dissemination of best practices Paris convention
Elected Representatives of PRIs	An overview of SDGs Impact of climate change on healthy living Preparation of local action plan Vulnerability assessment
Society	Impact of climate change Need for carbon Neutral

Goal 14: Conserve and sustainable use the oceans, seas, and marine resources for sustainable development

Target Groups	Trainings
Policy Makers	An overview of SDGs Impact of climate change on healthy living on a marine eco system. Code of conduct of responsible fisheries Strategies on mitigation/ adaptation



Implementing Departments (fisheries, organizations, port forest, CZMA)	Agencies/ research tourism,	<p>An overview of SDGs</p> <p>Impact of climate change on healthy living on a marine eco system.</p> <p>Code of conduct of responsible fisheries</p> <p>Dissemination of best practices</p>
Beneficiaries		<p>Disaster preparedness, Energy efficient, Fishing equipments</p> <p>Value addition and supplementary livelihood</p> <p>Dissemination of traditional knowledge</p>
PRIs		<p>An overview of SDGs</p> <p>Impact of climate change on healthy living on a marine eco system.</p> <p>Code of conduct of responsible fisheries</p> <p>Dissemination of best practices</p> <p>CZRM</p>

Goal 15: Protect, restore and promote sustainable use of terrestrial ecosystems, sustainably manage forests, combat desertification, and half bio diversity loss

Target Groups	Trainings
Policy Makers	<p>An overview of SDGs</p> <p>Impact of climate change on healthy living</p> <p>Policy review on retailed planning’s</p> <p>Strategies for mitigation/ adaptation (state level; action plan)</p> <p>Legislations / Enforcement.</p>
Implementing Agencies/ Departments	<p>An overview of SDGs</p> <p>Impact of climate change on healthy living</p> <p>Dissemination of best practices</p> <p>Biodiversity- preservation of eco system</p>
PRIs	<p>Natural resources management</p> <p>An overview of SDGs</p> <p>Impact of climate change on healthy living</p> <p>Green protocol</p>
Civil Society organizations	<p>Green protocol</p>



Theme: 6 Self-sufficient infrastructures in villages (SDG 6,7 and 8)

Goal6: Ensure availability and sustainable management of water and sanitation for all.

Target Group	Training Themes/Issues
Policy Makers	
M.L.As	Orientation on SDGs with focus on Goal 6.
M.Ps	
PRI's	
SBM	
Policy Implementers	
State and District officers of SBM, WCD, Water Resources, Irrigation, Watershed Development Education, Health, LSGs	Capacity building Programmes on Goal 6.
RD and PR, PHED	
Opinion/Community Leaders	
CBO/NGOs	Participatory training for community leaders on SDG with focus on Goal 6.
Media	
Religious Opinion Leaders	
NYKs/NSS/n.cc/Scouts and Guides	
SHGs/Farmer Groups	
JFMCs	
V.H.S.N.Cs	
Committees of GPs.	
Nigran Committees (Punjab)	
Cutting Edge Leaders	Sensitisation on SDG with focus on Goal 6.
AWW/ASHAs/School	
GP Secretaries, VLWs	
SwachthaDooth motivators	
Master Motivators	

Goal 7: Ensure access to affordable, reliable, sustainable and modern energy for all

Target groups	Trainings
Policy Makers	Need and importance of energy, efficiency, alternate source of energy
Bureaucrats	
Elected Representatives	An overview of SDGs
[MPs& MLAs]	



Implementing Agencies	Main streaming SDGs into planning and budgeting and policy making
Technical Institutions	Need and importance of energy, efficiency, alternate source of energy An overview of SDGs Sharing of successful stories
Elected Representatives of LSGDs	Discrimination of best practices of energy efficiency Guidelines on schemes Outcome based planning Need and importance of energy, efficiency, alternate source of energy An overview of SDGs
Consumers	Sensitization on energy efficiency

Goal 8: Promote sustained, inclusive and sustainable economic growth, full and productive employment and decent work for all

Target Group	Training themes/Issues
Elected representatives	Sensitization on present laws& policies Skills of Assessment on Economic growth and employment opportunities Peer learning
Research Institutions	Action oriented/ applied research, ethics of research Best practices round the globe Investing in coaches/ Experts Investing in Diversification, technology, up gradation & Innovation
PRIs	Localization of SDGs and their roles Skill sets enhancement Rights of beneficiaries developmental needs

Theme: 7 Socially secured villages (SDG 1, 2, 5, 10 and 16)

Goal 1: End poverty in all its forms

Target Group	Training Themes
--------------	-----------------



Elected members of local bodies	Challenges& opportunities of Poverty
Executives Institutions	Problems and solutions for eradication of poverty
Extension officers	Implementation strategies
SHGs/CBOs/NGOs	Participatory role of stakeholders for reducing poverty

Goal 2: End Hunger, achieve food security and improved nutrition and promote sustainable agriculture

Target Group	Training Themes
Farmer groups	Strategies for sustainable agricultural practices Value addition and marketing
Anganwadi/ICDS staff	Nutrition security
Agricultural & Allied Depts. Officials	Sustainable agriculture (farmer friendly approaches)

Goal 5: Achieve gender equality and empowerment of women and girls

Target Group	Training Themes/Issues
Policy Makers M.L.As M.Ps PRI's ULBs SHRC SCW SCCR	Orientation on SDGs with focus on gender equality and empowerment of women and girls
Policy Implementers State and District officers of Home, Revenue, Police, Law and Judiciary, WCD, Education, Health, Agriculture, LSG RD and PR, Industries, Science and Technology, Finance and Banking	Capacity building Programmes on gender equality and empowerment of women and girls.
Opinion/Community Leaders CBO/NGOs	



Media Religious Opinion Leaders Nyay Panchayats NYKs/NSS/n.cc/Scouts and Guides Peace Committees in PESA areas State and District level services authority	Participatory training for community leaders SDG with focus on GOAL 5.
Cutting Edge Leaders AWW/ASHAs/School teachers GP Secretaries, VLWs, Police constables, Patwaris Women SHG leaders, Jagrata Samitis	Sensitization on SDG with focus on Goal 5.

Goal 10: Reduce inequality within and among countries

Target Group	Training Themes
MLA’s/MP’s	Understanding inequality dimensions in a socio economic- political context
Dist. Level officials (Social Justice, WCD, SC/ST development & others)	Mapping of inequality dimensions & solutions
CSOs/ NGOs	Assessment/ Evaluation of inequality

Goal 16: Promote peaceful and inclusive societies for sustainable development, provide access to justice for all and build effective, accountable and inclusive institutions at all levels

Target groups	Trainings
Social Security/Justice Dept./PRIs	Social Audit Citizens charter Promotion of Innovative social security mechanism Transparency & Accountability Innovations in Elderly layer
Police	Sensitization on SDGs Community Friendly Policing Inclusion – Gender, Child

Theme: 8 Village with Good Governance (SDG 16 and 6)



Goal 16: Promote peaceful and inclusive societies for sustainable development, provide access to justice for all and build effective, accountable and inclusive institutions at all levels

Target groups	Trainings
Social Security/Justice Dept.	Social Audit Citizens charter Promotion of Innovative social security mechanism Transparency & Accountability Innovations in Elderly layer
Police	Sensitization on SDGs Community Friendly Policing Inclusion – Gender, Child

Goal6: Ensure availability and sustainable management of water and sanitation for all

Target Group	Training Themes/Issues
Policy Makers M.L.As M.Ps PRI's ULBs SBM	Orientation on SDGs with focus on Goal 6.
Policy Implementers State and District officers of SBM, WCD, Water Resources, Irrigation, Watershed Development Education, Health, LSGs RD and PR, PHED	Capacity building Programmes on Goal 6.
Opinion/Community Leaders CBO/NGOs Media Religious Opinion Leaders NYKs/NSS/n.cc/Scouts and Guides SHGs/Farmer Groups JFMCs V.H.S.N.Cs	Participatory training for community leaders on SDG with focus on Goal 6.



Committees of GPs.	
Nigran Committees (Punjab)	
Cutting Edge Leaders AWW/ASHAs/School GP Secretaries, VLWs SwachthaDooth motivators Master Motivators	Sensitisation on SDG with focus on Goal 6.

Theme: 9 Engendered village (SDG 5 and all other SDGs)

Goal 5: Achieve gender equality and empowerment of women and girls

Target Group	Training Themes/Issues
Policy Makers M.L.As M.Ps PRI's ULBs SHRC SCW SCCR	Orientation on SDGs with focus on gender equality and empowerment of women and girls
Policy Implementers State and District officers of Home, Revenue, Police, Law and Judiciary, WCD, Education, Health, Agriculture, LSG RD and PR, Industries, Science and Technology, Finance and Banking	Capacity building Programmes on gender equality and empowerment of women and girls.
Opinion/Community Leaders CBO/NGOs Media Religious Opinion Leaders Nyay Panchayats NYKs/NSS/n.cc/Scouts and Guides Peace Committees in PESA areas State and District level services authority	Participatory training for community leaders SDG with focus on GOAL 5.



Cutting Edge Leaders AWW/ASHAs/School teachers GP Secretaries, VLWs, Police constables, Patwaris Women SHG leaders, Jagrata Samitis	Sensitization on SDG with focus on Goal 5.
--	--

All other SDGs

Target Group	Training Themes/Issues
Opinion/Community Leaders CBO/NGOs Media Religious Opinion Leaders NYKs/NSS Standing committees of education in GPs and ULBs. SMC/PTAs	Participatory training for community leaders on SDGs with focus on Goal 5.
Cutting Edge Leaders AWW/ASHAs/School teachers , SHGs	Sensitization on SDGs with focus on Goal 5.

The PRIs are expected to deal with varied interventions, for delivering on SDGs. The major themes, where the PRIs need adequate training include mapping of SDGs on their functional domain, multi-sectoral partnerships, inter-sectoral convergence, formulation and implementation of Plans for achieving SDGs etc.

7.5.5 Convergence-Networking & Focus of CB & T for PRIs

The strength and core focus of Capacity Building & Training for PRIs is in the subjects directly connected to the PRIs to enable them to discharge their functions as local governments providing basic services and on panchayat administration, accounting etc. Information of schemes, especially flagship schemes, and important State schemes is covered, as well as preparation of GPDP, a very important focus area for the Panchayats under its responsibility of local planning. Now, with the emphasis from Ministry of Panchayati Raj on use of technology by PRIs, e-gramswaraj, GPDP, PFMS, and connected applications, this has assumed considerable importance.

In the Eleventh Schedule of the Constitution introduced by the 73rd Constitutional Amendment that mandated the three tier PRIs (PRIs) to function as units of local self-government,



are listed the following 29 subjects:

1. Agriculture, including agricultural extension.
2. Land improvement, implementation of land reforms, land consolidation and soil conservation.
3. Minor irrigation, water management and watershed development.
4. Animal husbandry, dairying and poultry.
5. Fisheries.
6. Social forestry and farm forestry.
7. Minor forest produce.
8. Small scale industries, including food processing industries.
9. Khadi, village and cottage industries.
10. Rural housing
11. Drinking water.
12. Fuel and fodder.
13. Roads, culverts, bridges, ferries, waterways and other means of communication.
14. Rural electrification, including distribution of electricity.
15. Non-conventional energy sources.
16. Poverty alleviation programme.
17. Education, including primary and secondary school.
18. Technical training and vocational education.
19. Adult and non-formal education.
20. Libraries.
21. Cultural activities.
22. Markets and fairs.
23. Health and sanitation, including hospitals, primary health centers and dispensaries.
24. Family welfare.
25. Women and child development.
26. Social welfare, including welfare of the handicapped and mentally retarded.
27. Welfare of the weaker sections, and in particular of the Scheduled Castes and the Scheduled Tribes.
28. Public distribution system.
29. Maintenance of community assets.

In different States, the extent of devolution & policy determines the coverage and involvement of panchayats with the subjects that are listed above, covered by schemes of various Ministries (Departments).

Committees - Implementation structure in most Mission mode schemes is through Committees formed under the scheme, which has the Panchayat President/Panchayat Ward Member as a Chairperson/Member. These Committees receive training /Capacity Building through the Department implementing it in the State, as per their Training Plan. Village Plans are also to be made in most flagship schemes/ Mission mode schemes by these Committees.

On the other hand, as per the Panchayati Raj Act, there are Standing Committees (ranging from 3-9, in different States), which receive inputs on their subject once in the period of 5 years, as per



minimum prescribed design for Training. The functioning of these Scheme Committees and the Standing Committees under the Panchayati Raj Act, needs to be seen together, including its members in joint training.

Sector Enablers / Agents of Change - The Ministry of Panchayati Raj has taking note of this, directed the inclusion of the Panchayati Raj members (Elected Representatives) as 'Agents of Change' and 'Sector Enablers' on sectors of health, nutrition, education, environment. The Block Panchayat and District Panchayat can also have Sector Enablers who can be trained along with and who can participate in the Quality Circles, (explained below), adding value both across the block, and across the district. In order to deliver this training through the ToT cascade mode, the strengthening of SIRD & PR with specialists from the sector and establishing Centres of Excellence has been directed to be initiated. Some States already have such units/Centres again on account of devolution, policy, philosophy.

Along with the excellent move to strongly involve the Panchayat Ward Members as Sector Enablers and Agents of Change and the Standing Committees to be strengthened with greater inputs in Capacity Building & Training, localization of SDGs calls for much more.

Synergy with Departments' IEC/Training/CB

Departments implement Flagship programmes that have their own budget for IEC/Training/CB. The Table below covers some key Flagship schemes / Mission mode:

Information about Budget for training and IEC in some Central Government Schemes 2021-22

Sl. No.	Name of Scheme	Budget for training	Budget for IEC	Remarks
1.	MGNREGS	Rs. 306 crore for three years	2% of the total budget of Ministry	Under the scheme of Unnati, training imparted to the MNREGA workers with collaboration of Agriculture (KVK) Ministries
2.	Sarv Shiksha Abhiyan	Decided on AAP of each State by Project Approval Board	Decided on AAP of each State by Project Approval Board	Total provision for this year is Rs. 31,050 crore
3.	PM Awas Yojana	Budget for training is included in the Administrative cost which is of 2%.		Total Budget Rs. 19500 crore.



Sl. No.	Name of Scheme	Budget for training	Budget for IEC	Remarks
4.	POSHAN Abhiyaan	No quantum fixed for Training and IEC. For 2021-22, the total Outlay in BE (2021-22) for the Ministry is ₹ 24435.00 Crore		
5.	National Health Mission	695.01 Cr (1.58%)	842.15 (1.92%)	Total Budget for this year is Rs. 31,100 crore.
6.	Jal Jeevan Mission	Rs. 140 crore for IEC, HRD and training (5% of total allocation)	No quantum fixed	Total Budget for this year is Rs. 60,000 crore
7.	Swachh Bharat Mission	77 crore for IEC, HRD	No quantum fixed	Total Budget for this year is Rs. 9,994 crore

The available funds for CB&T and IEC that convergence and joint working can provide in the Thematic areas for the localization of SDGs in Panchayats, that is of relevance to the Departments on the outcomes under their schemes, is at a glance ₹ 10,000 crores as against the RGSA Capacity Building of ₹ 850 crores, which means that there is more than 10 times the funds becoming available with such synergy. And this has not even taken all the schemes and mechanisms of communication and training into account. Planning, delivery, monitoring etc of Training and IEC done jointly can lead to substantial gains in Department outcomes at Panchayat level, while Panchayats move towards achieving the SDGs.

It is necessary to find the commonality of purpose and means under the various Schemes, so that the resources are utilized more effectively to not only realise the targets in the Panchayat under SDG but to work with the Department implementing the Scheme to achieve its targets. A perfect example is Swachh Bharat Mission Objectives and indicators and the Targets and indicators under the Theme Clean and Green of SDGs 6 and 12. Further, the guidelines of the SBM Phase II lays emphasis in covering PRIs in the awareness and CB programme, as well as works on the specific needs in training, on aspects of SBM such as SWM, LWM, etc and sensitization to various categories of PRIs, Panchayat functionaries, Department officials, and others, much the same group that is sought to be addressed for achieving SDGs in the Panchayat for the same outcomes. The approval of the PIP for Training is also to be done with a member from MoPR at Ministry level. SBM has set up its framework for convergent action for achieving the objectives and targets under SBM from field to Ministry level. In as much as these are covering the Targets under SDGs for Panchayats, joining hands with SBM without having to create anything new for that which is covered by SBM, participating in training programmes of SBM, working jointly in planning the SBM training, and supporting in its delivery and follow up would provide substantial coverage of the Targets and indicators under the Themes connected. There would be no need to plan separate training programmes on the same subjects as being covered under SBM. Sector Enablers are also envisaged under SBM, albeit differently as Swachhagrahis. Given this huge programme



for Sanitation, whatever inputs in CB are to be given can be done through and with SBM.

Add ons to the SBM training to cover some aspect of SDGs can easily be worked out. Whether it be to address clean energy or climate change or poverty or health etc during the SBM training program, with say use of a short video, a story, a thought provoking picture ... these would fit in as energisers, or methods to improve programmes and will in fact add further value to the SBM training itself. Use of a sensitization for differently abled, and action on various aspects connected, when the session is for covering regarding the provision of Divyang Toilet under SBM. These examples have been given to make the point of utilizing the various Schemes' IEC and Training for also SDGs in Panchayats, understanding the relevance without teaching SDG as something different, which it is not, and to reap the benefits of joint action and support to each other for the people.

Guidelines and Connect - All the guidelines of these connected schemes need to be gone through. The CB&T connects need to be established.

Convergence & networking in Capacity Building & Training with Line Departments, NGOs, CBOs, Institutions, Experts, and Resource Persons is essential from stage of planning the Capacity Building & Training, through its delivery, monitoring, concurrent & impact assessment, and need & progress-based modifications. The steps that need to be taken in this direction:

1. **Mapping** of Training Institutions/locations of different Departments (including RD & PR) that are used for Capacity Building & Training. The programmes planned for the PRIs, can be conducted in these locations, based on proximity and subject. This will on its own create an enabling environment for joint working.
2. **Utilisation and Improvement to buildings** - Rather than construct own buildings, scope for retrofitting and utilizing these buildings of other Departments can be explored, leading to better utilisation of infrastructure & improved maintenance.
3. **Identification of Resource Persons, Trainers and field personnel** (who can be the subject Trainers) of different Departments. These are persons who would be already called upon by the Department for conduct of its own training programmes. Special mention is made of field personnel, as such articulate and committed personnel, would add great value in giving key inputs, as well as in creating models in the area of work, jointly with the PRIs and local Committee due to their coming together. Such personnel would surely be there across Departments. Area wise (Location-village, block, Taluk, District), subject-wise, identification & mapping would provide a clear picture of the strengths & gaps to be filled. Mapping & identification of RD & PR personnel under various schemes & in particular for Capacity Building & Training can well be the first step.
4. **Institutions & NGOs sphere of work**- The actions taken to map & identify in terms of buildings, infrastructure, and government functionaries and Trainers, Resource Persons, is to be also done for the NGOs& Institutions to see as to how there can be common areas of working and engagement in process of Capacity Building & Training.
5. **IEC and Training for Theme by Department Scheme** – Where the Schemes of Departments are providing IEC and Training for the subjects/topics towards the targets covered under the Themes, there would be no need to duplicate the Training under RGSA for SDGs. The coverage in CB through the Schemes can be used to piggy back a couple of concepts of SDGs not directly covered in the Scheme, but of relevance for which the support



to the achieving of the Targets of the Scheme comes through the PRIs and processes under GPDP and RGSA CB&T together. RGSA needs to then fill in that which is not under the Departmental Scheme, in the RGSA funded CB&T

- 6. Quality Circles at Cluster and Block** - Who should monitor quality in training? How do we bring in local talent? How do we create a continuous process of interaction, inputs, learning and assessments? How do we provide for creating ownership?

In the localisation of SDGs, we understand that different areas, different panchayats will have different priorities and issues. What PRIs are capable of doing and delivering is seen to be beyond the expectation of official design.

From SAT cycle approach, there is need for a **project mode approach**, which looks at providing the space for tapping on the potential of large numbers in the system, who given the scope will be bringing their combined knowledge, experience and ideas to innovate and perform better.

There needs to be a platform, a forum at cluster (around 10 GPs), and Block level, that provides the panchayats, sector enablers, to interact with each other as well as with the Resource Persons/Trainers/field functionaries identified, for providing the space to share the work done, discuss the problems, learn more and find solutions. A constant process of peer learning, supported by the Departments.

These Quality Circles can also be attended by the officials at higher levels in the Department from time to time, regarding which the State Government may be asked to identify and issue orders.

Working with the Departmental Schemes follow up programmes, and providing space for it in the Quality Circles would be extremely useful in joint working and Training. Allocating a week to each Theme, would bring together the groups once in 2-3 months. These would emerge as quality circles, facilitated by the identified field personnel, Resource Persons/Block Resource Groups.

Hence from a one-time Training whose impact is sought to be externally assessed, not covering all the panchayats and after a lapse of time, which Report also may not be feeding back into the process, this QC mechanism leads to a process of regular input and regular assessment and immediate feedback for further suitable action.

The Quality Circles should be also places where the exemplary work done by the Department functionary is shared. The Quality Circles can plan and invite a speaker or the Facilitator can do that. The chairing of the Quality Circles should be by rotation to the different panchayats, and levels of PRIs, thus ensuring that Women, SC, ST are also given the opportunity.

The Monitoring, Minuting and reporting on these Quality Circles, can be entrusted to the Capacity Building & Training network created in the States for RGSA and under Panchayat Raj already eg: DPRC/BPRC/DPMU/Gram Sevika/EO in Block offices.

Quality Circles can lead to Demand driven programmes for the area. In effect it would be an inbuilt mechanism for a Training Needs Assessment, whereby additional inputs can be given on the requisite areas.

- 7. Demand driven programmes** - Certain panchayats seek that there must be the direct communication of the programme they received to more in their panchayat/that they would like to create awareness on the selected Themes & indications to cover their entire panchayat



and take the process forward.

These can be aggregated on a monthly basis, or earlier, (soon after programme) leading to evolving future plans and modes of training to be used. Use of apps & technology can be made for this.

This is in effect a TNA, and IEC/Training plan at Gram Panchayat level.

Youth & Children

The role of youth & children in Capacity Building & Training needs special mention. SDGs are for the Future we want. The issues created by actions over the years are there to see and predicted to impact the future adversely. In this future, will be the children and youth of today, and not most of the decision makers and policy makers of today.

Very often messages to adults/family are through children especially school children. For eg: WASH, Nutrition, tree planting, bio-diversity, renewable energy, gender sensitization, etc., These are now part of syllabus/special programmes in schools.

The power of youth has barely been tapped and utilised in the process of development-NYK, NSS, Youth clubs, and young performing artists of traditional art forms, and youth in general. Children & youth can be an important part of the IEC, breaking new ground in actively addressing the localisation of SDGs in a participative manner.

Thematic discussions, debates, quiz, skits, role plays, art & literary, music, traditional & folk art forms, street theatre, SDG issue based campaigns, can be amongst the various activities that can be conducted across Panchayats.

Various departments do reach out to children & youth in schools and colleges to communicate messages and information of interest and importance. (West Bengal has used this beautifully in participatory reading and learning, with group reading, quiz & prizes along with).

Team(s) of talented youth in a Block area can be identified to be trained in communicating through use of street theatre (Kala-jathas), traditional folk forms of the State to reach the people using this different mode of training. Naturally these talented youth teams should be paid reasonably well so that they continue to work alongside in a coordinated manner over a couple of years. Their participation will also inculcating in many more the understanding to deal with current issues and manage the future better.

While preserving the cultural heritage, the involvement of talented youth & encouragement to children leads to development to their potential, increase in confidence to take on challenges and become **Young Champions for SDGs**.

Participation of children in the above mentioned ways will in itself spur action towards the thematic goal of Child friendly Panchayat, bal sabhas, inspire parents to participate in gram sabhas, awareness of rights & responsibilities etc.

Linking children activities to SDG information to adults would get energy of the young into the system. Joining hands through this is working towards the future, their future.



National and International Days

Calendar of activities for the Gram Panchayat needs to include the National and International Days. Each day has been identified because of its importance and in relation to issues and SDGs, some may be even more relevant for taking action, creating awareness, and looking at the status in the Gram Panchayats there against. It becomes an extremely good rallying point around which special focus is brought. eg: United Nations call for 15 days of advocacy for Elimination of Violence against Women (EVAW) from 25 Nov (International day for EVAW) to 10 Dec (International Human Rights day); International Day for Biological Diversity (May 22), World Radio Day (13 Feb), International Day of the Girl Child (11 Oct), International Day for the Eradication of Poverty (17 Oct) etc. Special activities can be organised in Gram Panchayats, at Clusters, IP level etc., that have participation of all stakeholders and partners for the GPs, Experts etc. These are opportunities for learning and building networks and appreciating those who have worked on it (especially for the Gram Panchayat).

Institutional Framework for CB&T

The Institutional framework for Capacity Building and Training is an offshoot of the Institutional framework for implementation of the revamped RGSA, which aims at localisation of SDGs.

At National Level, NIRD&PR would need to play a key role placing the Roadmap of Capacity Building and Training and progress thereunder in its annual calendar.

MoPR's reviews on Capacity Building and Training, may include the key Ministries Capacity Building official on a quarterly basis.

National level organizations and Institutions can be involved in the programme, especially, as the SDGs, Capacity Building/ scheme related Capacity Building is assigned to them by the Ministry or it is part of their own work as well. (eg: BIRD, the Training Institution of NABARD, is identified as the Nodal Institution for Training for FPOs)

Consciously this networking of Institutions and Departments needs to be put in a Framework to not only bring in knowledge and experience therefrom, but also participate in various processes in Capacity Building and Training including Reports, studies, seminars, etc. The institutional structure as existing at National and State levels along with their roles and responsibilities to undertake the CB&T activities for SDGs are described below.

National Level Training Institution for CB&T: The National Institute of Rural Development and Panchayati Raj (NIRDPR) Hyderabad, is the national level nodal institution to plan and implement CB&T programs for PRIs. The responsibilities of NIRDPR so far as SDGs are concerned are as follows:

- a) Evolve partnerships with National and International organisations on SDGs and capacity building
- b) Organise Capacity building programmes especially through webinars and seminars to provide exposure on work on SDGs
- c) Align the Roadmap of CB&T in its Training Calendar
- d) Organize stakeholders workshops for raising awareness on SDGs and conduct ToT programmes for National and State level resource persons on localization of SDGs
- e) Develop standardized model learning material / training modules/ IEC material, on SDGs and update them periodically
- f) Build and enhance abilities for States SIRDs/SPRC, especially on request
- g) Progress review of CB programme and prepare State wise Reports for Action



- h) Manage the Best Practices portal, Best Practices Documentation, Videos etc for cross learning

State Level Training Institutions: The State Institute of Rural Development and Panchayati Raj (SIRDPR) are the state level nodal institutions to enhance knowledge base among the elected representatives and Panchayat functionaries and other stakeholders who support in the planning process. The responsibilities of SIRDPR are as follows:

- a) Prepare and manage the State CB&T programme for localization of SDGs in PRIs
- b) Ensure integrated and convergent work with Training & IEC programmes of all Departments concerned with SDGs in PRIs for enabling common delivery and follow up plans
- c) Evolve partnerships with State level Institutions of different Departments, Academic Institutions and State wide organisations
- d) Bring in Thematic focus teams to guide and support the process of achieving SDGs in Panchayats
- e) Develop state specific study material/ training modules/campaign material, and update them periodically
- f) Build and enhance abilities for the network of State's Training Institutions jointly towards localization of SDGs
- g) Organize need based training programmes, seminars, etc for all elected representatives and other functionaries
- h) Work on ensuring greater people's participation in panchayats, vibrant gram sabhas leading to achieving SDGs in Panchayats
- i) Provide handholding support to Panchayats on planning and implementation of development programs and towards achieving SDGs
- j) Ensure the preparation of various Reports on progress in achieving SDGs in Panchayats and its effective dissemination
- k) Progress review of CB programme and prepare State wise Reports for Action
- l) Manage the State level role in Best Practices portal, Best Practices Documentation, Videos etc for cross learning

In addition to the specific role for SIRD/SPRC being indicated above, to enable this at State level and take it to the next level, Regional level/ District/Sub-district level, units consisting of officials from Departments and Training Institutions (SIRD, ETCs/RIRDs, DRCPs,) with their role in the process of Training being stated not only by MOPR, but by Ministries/State Departments as well, are to be in place.

Where there are existing District, Sub-district level Training and field activities units, engaging with them by joining them, rather than form a separate one needs to be preferably worked through. Identified officials, who are part of Training and Field activities of various Departments, are to be formed into units at block, sub-block level.

Mapping of Training Institutes at Decentralized Level: To reach out to the large number of functionaries at state, district and block level, there is a need to map the decentralized level training institutes such as District & Block Panchayat Resource Centers and Extension Training Centre etc for SDG trainings. The states can also collaborate with NGOs, Universities, and line departments and partnering institutions to augment the training infrastructure. The NIRDPR has identified and empanelled the renowned National / State Resource Institutions having first-hand



experience in decentralized planning to extend handholding support to Panchayats. The services of the empanelled institutions can also be utilized by SIRDPRs in CB&T of SDGs

Teams for Themes / Centres for Themes

Going deeper, for each Theme, a dedicated Team needs to be formed at State level consisting of Key Resource Persons, Experts, Lead Intuitions, Organisations etc. For Example: For the Theme of Child Friendly Panchayats, along with UNICEF, experts in Adolescent and Youth development, Child protection, can be part of the core team that constantly reviews progress. Another Example: UNWomen and Institutions with department of Gender studies for Engendering in Panchayats. And for example: State Forest Training Institute for Environment and Climate

The **Theme wise Mapping of Training Institutes at Decentralized Level** is indicated below for the States to prepare and for it to be worked on at the National level

Theme: 1. Poverty free and enhanced livelihoods in Village (SDG 1,2 and 8)

Goal 1: End poverty in all its forms

Institutions
<ul style="list-style-type: none"> • ATIs • SIRDs/ ETCs • Departmental Training Institutions. Eg. KVKs, TRIs • DIET/SDITs • Specialized NGOs

Goal 2: End Hunger, achieve food security and improved nutrition and promote sustainable agriculture

Institutions
<ul style="list-style-type: none"> • RSETIs • Agri. Universities/ Veterinary Institutions • Engineering colleges • SIRDs/ETCs/ATI • Dept. Training Institutions • SRLM

Goal 8: Promote sustained, inclusive and sustainable economic growth, full and productive employment and decent work for all.

Institutions



SIRD from all states, NIRD &PR, labour institutions

- CSIR
- Institutions of development Research
- Banking Institutions
- IIMS
- IISCR
- All Skill Training Institutions (ETC, etc)
- EDI
- ILO

Theme: 2. Healthy Village (SDG 2 and 3)

Goal 2: End Hunger, achieve food security and improved nutrition and promote sustainable agriculture

Institutions

RSETIs

- Agricultural Universities/ Veterinary Institutions
- Engineering colleges
- SIRDs/ETCs/ATI
- Dept. Training Institutions
- SRLM

Goal 3: Ensure healthy lives and promotes well being for all at all ages.

Institutions

In the national level the group mapped the institutions like LBS, NAA, National Institute Of Parliamentary Studies, ISTM, NIRD&PR, NPA, NIHFW, NTPCCD, NUEPA, NCERT, Lokashaba Secretariat, RGNIYD, NAARM, National Institute of Nutrition.

In the state level the group mapped ATIs, SIRD &PR, SIHFW, SCERT, DIET, ETCs/PTCs, LSG training institute, State Center for Parliamentary Studies, State Police Academy, State Institute of WCD, SIDM, State Institute of Agricultural Management. PTIS Property Taxation and Information Systems (Karnataka)



Theme: 3. Child Friendly Village (SDG 1, 2 and 4)

Goal 1: End poverty in all its forms

Institutions
<ul style="list-style-type: none"> • ATIs • SIRDs/ ETCs • Departmental Training Institutions. Eg. KVKs, TRIs • DIET/SDITs • Specialized NGOs

Goal 2: End Hunger, achieve food security and improved nutrition and promote sustainable agriculture

Institutions
<ul style="list-style-type: none"> • RSETIs • Agri. Universities/ Veterinary Institutions • Engineering colleges • SIRDs/ETCs/ATI • Dept. Training Institutions • SRLM

Goal 4: Ensure inclusive and equitable quality education and promote lifelong learning

Institutions
<p>In the national level, the group mapped the institutions like LBS, NAA, National Institute of Parliamentary Studies, ISTM, NIRD&PR, NPA, NIHFV, NTPCCD, NUEPA, NCERT, LOK SABA SECRETARIAT, RGNIYD, NAARM, NOS.</p> <p>In the state level the group were mapped ATIs, SIRD &PR, SCERT, DIET, ITI, AGRICULTURE UNIVERSITY, ETCs/PTCs, SRCs for adult and continuing education, state open university, all academic universities.</p>

Theme: 4. Water sufficient villages (SDG 1 and 6)

Goal 1: End poverty in all its forms

Institutions
<ul style="list-style-type: none"> • ATIs • SIRDs/ ETCs • Departmental Training Institutions. Eg. KVKs, TRIs • DIET/SDITs • Specialized NGOs



Goal 6: Ensure availability and sustainable management of water and sanitation for all.**Institutions**

In the national level the group mapped institutions like LBS, NAA, National Institute of Parliamentary Studies, ISTM, NIRD&PR, NPA, NIHFW, NTPCCD, Lok Sabha Secretariat, RGNIYD, NAARM, IGNOU, NIDM, KILA etc.

In the state level the group mapped ATIs, SIRD &PR, SIHFW, SCERT, ETCs/PTCs, LSG Training Institute, State police academy, State Institute of WCD, SIDM, State Institute of Agricultural Management, State Water Management Institute, and State Institute of Disaster Management.

Theme: 5. Clean and Green Village (SDG 6,7, 12,13,14 and 15)**Goal 12: Ensure sustainable consumption and production patterns****Institutions**

- IIMs/ INIs/ Central Universities
- Energy Management
- IARI/ICAR
- MSME
- SIRD/ETCs/ NIRD

Goal 13: Take urgent actions to combat climate change and its impacts.**Institutions**

- Forest Training Institute
- ATI/STI/Autonomous Training Institutes.
- SIRD
- SIUD
- RIRD
- ETC
- KVK
- DTI (Development Training Institutes)
- DIET
- SCERT
- CTI
- SCO
- LSGD



Goal 14: Conserve and sustainable use the oceans, seas, and marine resources for sustainable development.

Institutions
<ul style="list-style-type: none"> ● IIMs/ INIs/ Central Universities ● Fisheries Universities ● Energy Management ● IARI/ICAR ● MSME ● SIRD/ETCs/ NIRD

Goal 15: Protect, restore and promote sustainable use of terrestrial ecosystems, sustainably manage forests, combat desertification, and half bio diversity loss.

Institutions
<ul style="list-style-type: none"> ● ASCI ● Judicial Academy ● NLUs ● LBSNAA ● NIRD&PR/ SIRD ● UNDP ● SIUD/ NIUA ● CESS ● BIAF

Theme: 6. Self-sufficient infrastructure in villages (SDG 6,7 and 8)

Goal 6: Ensure availability and sustainable management of water and sanitation for all.

Institutions
<p>In the national level the group mapped institutions like LBS, NAA, National Institute of Parliamentary Studies, ISTM, NIRD&PR, NPA, NIHFW, NTPCCD, Lokashaba Secretariat, RGNIYD, NAARM, IGNOU, NIDM,</p> <p>In the state level the group mapped ATIs, SIRD &PR, SIHFW, SCERT, ETCs/PTCs, LSG Training Institute, State police academy, State Institute of WCD, SIDM, State Institute of</p>



Agricultural Management, State Water Management Institute, and State Institute of Disaster Management.

Goal 7: Ensure access to affordable, reliable, sustainable and modern energy for all

Institutions
<ul style="list-style-type: none"> • ATI/STI/Autonomous Training Institutes. • SIRD • SIUD • RIRD • ETC • KVK • DTI (Development Training Institutes) • DIET • SCERT • CTI • SCO • LSGD

Goal 8: Promote sustained, inclusive and sustainable economic growth, full and productive employment and decent work for all.

Institutions
<p>SIRD from all states, NIRD &PR, labour institutions</p> <ul style="list-style-type: none"> • CSIR • Institutions of development Research • Banking Institutions • IIMS • IISCR • All Skill Training Institutions (ETC, etc) • EDI • ILO

Theme: 7. Socially secured villages (SDG 1,2, 5,10 and 16)

Goal 1: End poverty in all its forms

Institutions



- ATIs
- SIRDs/ ETCs
- Departmental Training Institutions. Eg. KVKs, TRIs
- DIET/SDITs
- Specialized NGOs

Goal 2: End Hunger, achieve food security and improved nutrition and promote sustainable agriculture

- | Institutions |
|--|
| <ul style="list-style-type: none"> • RSETIs • Agri. Universities/ Veterinary Institutions • Engineering colleges • SIRDs/ETCs/ATI • Dept. Training Institutions • SRLM |

Goal 5:- Achieve gender equality and empowerment of women and girls.

Institutions
<p>In the national level the group were mapped the institutions like LBS, NAA, National Institute of Parliamentary Studies, ISTM, NIRD&PR, NPA, NIHFW, NTPCCD, NUEPA, NCERT, Lokashaba Secretariat, RGNIYD, NAARM, National Institute of Nutrition, IIPA, TISS, IIM, IRMA, NIBM, CAB(Pune), RBI STAFF COLLEGE, IGNOU,CWDS, ISEC, National Commission For SC&ST, NCRB, NCW, NHRC.</p> <p>In the state level the group mapped ATIs, SIRD &PR, SIHFW, SCERT, DIET, ETCs/PTCs, LSG training institute, State CenterFor Parliamentary Studies, State Police Academy, State Judicial Academy, State Institute of WCD, SIDM, State Institute Of Agri Management, State Institute of Urban Planning, State Institute of SC&ST, SHRC, SWC, Forest Training Institute, State Institute of Labour And Employment.</p>

Goal 10: Reduce inequality within and among countries.

- | Institutions |
|---|
| <ul style="list-style-type: none"> • LBSNAA/ NIRD&PR • ATIs • Universities /INIs/ ICSSR Institutions • Judicial Academy |



Goal 16: Promote peaceful and inclusive societies for sustainable development, provide access to justice for all and build effective, accountable and inclusive institutions at all levels.

Institutions
<ul style="list-style-type: none"> • ASCI • Judicial Academy • NLUs • LBSNAA • NIRD&PR/ SIRD • UNDP • SIUD/ NIUA • CESS • BIAF

Theme: 8. Village with Good Governance (SDG 16 and 6)

Goal 6: Ensure availability and sustainable management of water and sanitation for all.

INSTITUTIONS
<ul style="list-style-type: none"> • NATIONAL INSTITUTE OF PARLEMENTARY STUDIES, • ISTM, • NIRD&PR, • NPA, • NIHFW, • NTPCCD, • LOKASABA SECRETARIET, • RGNIYD, • NAARM, • IGNOU, • NIDM, • STATE WATER MANAGEMENT INSTITUTE, • STATE INSTITUTE OF DISASTER MANGEMENT

Goal 16: Promote peaceful and inclusive societies for sustainable development, provide access to justice for all and build effective, accountable and inclusive institutions at all levels.

INSTITUTIONS
<ul style="list-style-type: none"> • ASCI



- Judicial Academy
- NLU's
- LBSNAA
- NIRD&PR/ SIRD
- UNDP
- SIUD/ NIUA
- CESS
- BIAF

Theme: 9. Engendered Village (SDG 5 and all other SDGs)

Goal 5: Achieve gender equality and empowerment of women and girls.

INSTITUTIONS

- LBSNAA,
- NATIONAL INSTITUTE OF PARLEMENTARY STUDIES,
- ISTM,
- NIRD&PR,
- NPA,
- NIHFW,
- NTPCCD,
- NUEPA,
- NCERT,
- LOKASHABA SECRETARIET,
- RGNIYD,
- NAARM,
- NATIONAL INSTITUTE OF NUTRITION,
- IIPA,
- TISS,
- IIM,
- IRMA,
- NIBM,
- CAB(Pune),



- RBI STAFF COLLEGE,
 - IGNOU,
 - CWDS,
 - SEC,
 - NATIONAL COMMISSION FOR SC&ST,
 - NCRB,
 - NCW,
 - NHRC.
-
- ATIs,
 - SIRD &PR,
 - SIHFW,
 - SCERT,
 - DIET,
 - ETCs/PTCs,
 - LSG training institute,
 - state center for parliamentary studies,
 - state police academy,
 - STATE JUDICIAL ACADEMY,
 - State institute of WCD,
 - SIDM,
 - STATE INSTITUTE OF AGRI MANAGEMENT,
 - STATE INSTITUTE OF URBAN PLANNING,
 - STATE INSTITUTE OF SC&ST,
 - SHRC,
 - SWC,
 - FOREST TRAINING INSTITUTE,
 - STATE INSTITUTE OF LABOUR AND EMPLOYMENT

7.5.6 Approaches to CB&T on SDGs

The NCBF 2014 is an extremely Comprehensive document that can be substantially drawn on in the Capacity Building and Training for Localisation of SDGs.

The key recommendations of the NCBF 2014 needs to be taken up for use in Capacity Building and Training of processes through series of sessions by NIRD with SIRD(SPRCs,) and the network



of Training Institutions not only under Rural Development, but also with those of other Departments. The best practices captured there are well worth expanding with updation and use of technology over the last 7 years thereon, with further additions that can be shared in the sessions. Therein aspects in tune with the current times can be added such as online training and self-learning material.

This would set the base for evolving the design of communications strategy / modes and required inputs for use under Capacity Building and Training for localisation of SDGs.

Following this up with the logical steps of planning using various modes for different categories to be covered would provide adequate time to develop an AAP that can be leading to a more vibrant and effective Capacity Building and Training plan that would develop into a Roadmap for Capacity Building and Training for Localisation of SDGs.

Modes of Training

Cascading Mode of Training

The most favoured mode to reach the 30 lakh Elected Representatives has been through ToT and cascade mode. The cascade mode of training enables decentralization of training to many locations, so that many training programmes can be conducted simultaneously at the district and block level. The trainings for the ERs may be conducted near to their locations. The trainings for officers of Panchayats and the line departments can be organized at Block / Division level. To ensure uniformity of training inputs, the resource persons at every level have to deliver trainings based on a common training design, content and methodology as suggested by NIRD&PR / SIRDPRs. There is also the need for training to all Gram Sabha members, which could be held at the local level.

While continuing with that due to its reach on a face to face interaction and not being affected by technological challenges, with flexibility available to a Trainer based on reactions and response of participants, attention to improving quality of this mode is to be ensured. The NCBF 2014 gives excellent direction in this regard. Following that needs to be ensured. In this connection:

Certified Master Resource Persons

To ensure effectiveness of the PRI training programs, one of the priority area of interventions of MoPR is development of a pool of certified Master Resource Persons (MRPs) across the states. The NIRDPR under RGSA project titled, “Transforming India by strengthening Panchayats by continuous training and e-enablement” has oriented and certified a large number of MRPs in different thematic areas by following a systematic process of testing and accreditation. The NIRDPR has communicated the list of certified MRPs to the respective States and SIRDPRs. The training institutions may use the services of these MRPs for organizing SDG trainings. Apart from these the training institutes should develop their own pool of RPs at various levels.

Training Modules / Material

One of the most important aspects to achieve SDGs is development quality learning material by the training institutions to enhance the knowledge and skills of ERs and Panchayat functionaries on SDGs. For localization of SDGs the UNDP and UN-Habitat and UNICEF have also developed training modules. The resource persons may use these modules extensively in the training programs.

Exposure Visits



Field visits to the best performing Panchayats exposes the elected representatives to best practices in local planning. This will not only facilitate the peer learning but also instill self-confidence among them. It promotes a “can do” attitude and also leadership qualities. The NIRDPR may map the model Panchayats across the country and make such information available to State PR departments to plan for the exposures visits. The SIRDPR need to standardize the drill for entertaining the elected representatives from other States for exposure visits to the Panchayats in their states.

Localization of SDGs is not possible with only sensitising PRIs. It needs to be built into a movement, in particular to address issues for people, planet, peace & prosperity. The more awareness and sensitization of all categories of stakeholders is there, the more the move towards the addressing of issues. Issues of health, would take centre stage in this pandemic situation, as would recovery of affected persons. Role of Panchayats in ensuring every person in the Grama Panchayat area feels secure and cared for. Loss of income, slipping down to poverty, increased impoverishment, vulnerability, of women, girls, aged, differently abled and marginalised groups increase. The Panchayats are aware of these issues, however, have not been nudged to think beyond MGNREGA.

Achieving SDGs needs wider involvement. It is not the responsibility of only the PRI Elected Representatives, but is of relevance to all.

- Officials & functionaries of departments implementing schemes in the Grama Panchayats, schemes that lead to the achievement of SDGs.
- Children & youth who will be active torch bearers for various SDGs that affect them & their future.
- Elected Representatives of all levels
- NGOs, CBOs, CSOs, in the area,
- Academic Institutions, Private sector, social activists, media.
- Grama Sabhas - localisation is when it becomes truly understood by the people.

Different categories /groups need to be reached using different modes of training suitable, considering their numbers and role. From SDGs as a module in a training programme, or as a three day module at one time in a ToT cascade mode, they need to be communicated regularly in its various goals, targets, through the Thematic presentation which makes it both relevant and easy to relate to. Different mixed modes of training used in communication to PRIs will not only make the sessions interesting, but also appropriate selections of how to communicate the issue/ challenge to be addressed will be better delivered. eg: climate change impacts, natural resource management, disaster management, would be better understood through videos that have captured them than a power point /lecture .eg: Socially secured village that cases for the most vulnerable may be best explained by a skit, or case study.

An indicative listing of various modes that need to be far more used in the context of localization of SDGs is given below:



Online seminars	Impactful photographs	Skits/Role plays	Street plays
TV	Traditional folk media	Inspirational songs	Puppet shows
Radio/FM.	News letters	Hoardings	Wall posters/wall paintings
Videos	YouTube channel	Online learning material	Pamphlets
Community Radio	SATCOM	Participatory reading & learning.	Quiz, debates etc

Almost all of the above have been utilised by various States from time to time with great success and found special mention in the NCBF 2014 as models (from Rajasthan, Assam, Karnataka, Kerala, and Gujarat, to name a few) for adoption. However, its full potential has to be drawn upon.

There is no dearth of material in various forms. Standardised Capacity Building & Training plan incorporating various modes for the whole list of topics to be covered needs to be developed. This will help all States, while States can choose to select/develop other similar material suitable to its cultural context and issues.

To reach out to large number of target audience special mention is made of the following approaches to SDG training which States may explore:

Seminars/Webinars

COVID has led to the use of online tools and modes far much more than before. Webinars has not only increased in numbers but shown to be highly cost effective. Best speakers/Experts are directly heard by large audience. Level & quality of transmission of ideas, has substantially gone up. This will need to be a regular feature in the Localisation of SDGs, and provide opportunities for sharing best practices. These seminars/webinars need to be conducted well, planned well, publicized with catchy flyers and communications through various channels (whatsapp group, message on panchayat portal, email to panchayat etc.). The immense value of seminars / webinars in non-dilution and non-loss in transmission needs to be utilised in the Capacity Building & Training for SDGs. But for any link/network/ technology limitations, this mode has huge potential in enabling high quality inputs to reach PRIs. Naturally these seminars would be used in sharing best practices amongst Panchayats and attract viewership from large numbers of PRIs. For those who miss it, an edited version may be provided/recorded version may be made available. It is not necessary that the whole State be on the same webinar.

The plan for this must cover various themes regularly. The Quality Circles (explained above) can feed into this.



Recognition and Resource Persons

These Elected Representatives, Department functionaries, NGOs, etc, recognized for their efforts should undoubtedly be called in as Resource Persons for various Training Programmes, and other opportunities to share their experience. There must be a well maintained, easily accessible listing of such achievers, and Resource Persons who are an asset to the Training process.

Use of Radio, TV, Media

"More than ever, we need this universal humanist medium, vector of freedom. Without radio, the right to information and freedom of expression and, with them, fundamental freedoms would be weakened, as would cultural diversity, since community radio stations are the voices of the voiceless."— Audrey Azoulay, Director-General of UNESCO, on the occasion of World Radio Day (13 Feb)

The world changes, radio evolves, adapts, innovates and connects.

There are 329 operating Community Radio stations across the country (I&B website; data as on 26/7/21) by NGOs and Universities primarily. For the CB&T for SDGs, use of Community Radio to connect in a world that changes is an untapped source. The scope could include:

- Partner with NGOs, Universities who run it
- Guidance to set it up – Drishti, Voices, One World South Asia
- For use by Local communities - Nepal - local communities can pool funds and apply for a license
- SHG federation – NRLM funding – product advertising, gender issues etc
- NYK – Youth – Courses info

The use of radio, TV & media (including internal Newsletter) is to be made for both awareness and sensitisation reaching the community at large, as well as highlighting achievements, models, beacons, inspirational & motivational stories.

This can be by sponsored programmes on TV & Radio, where the Private sector can play its role in Gram Panchayats achieving SDGs while also using it to highlight its support to SDGs, and its actions on the Themes/SDGs, or just advertise.

For local beaming, Lorry Owners' Association, Hotel Associations, local brands etc., can be networked for supporting/sponsoring programmes.

The idea is not only for drawing in additional resources, but also that the concepts of SDGs and localisation of SDGs becomes more a people's movement, especially in crucial areas of climate change, gender equality, water, sanitation, etc.,

Sponsors may not be available in certain areas and for coverage in smaller pockets. Whether such small pockets can be a unit in itself, that touches those similarly placed (in terms of their uniqueness) but also to ensure that in the processes of Capacity Building & Training an important principle of LNOB is followed in localisation of SDGs.

Capacity Building & Training on SDGs & role of media in SDGs is a programme to be conducted for media personnel (KILA in Kerala has conducted an interface programme with Media)



Strategic shift from ToT cascade to other modes

The present ToT mode of training comes to approximately 75% of total training budget, IEC is in single digit. A strategic shift is called for while localising SDGs. Could be even - 40% ToT & 60% IEC, based on the AAP and Roadmap.

E-Learning Through Digital Platforms

There are more than 30 lakh Elected Representatives and about 30 lakh PR functionaries in the country. They need to be continuously trained in all aspects of local governance, and implementing rural development programs. Such large numbers of target audience, can be reached through e-Learning platform such as GRAMSWARAJ (<https://gramswaraj.nirdpr.in/>) and iGOT (<https://diksha.gov.in/igot/>) etc.. Further the “SDG Academy” (<https://sdgacademy.org/>) and UCLG Online courses ([http:// learningwith.uclg.org](http://learningwith.uclg.org)) also offers free, open educational resources on SDGs that anyone can learn from experts on sustainable development. The ERs and PR officials may be encouraged to enroll in such courses. Promotion of e-learning ease the burden on training institutes by allowing learners to work through the modules and learn on their own in a self-directed format. SIRDPRs are also to be encouraged to develop such courses.

7.5.7 Best Practices & Documentation

The use of best practices in peer learning, cross learning, and motivation to do more is necessarily to be a regular feature in the localization of SDGs. This is a more cost effective strategy in CB&T as compared to the exposure visits that are already an integral part of Capacity Building & Training. Some States have used Newsletters & uploaded videos of such work in Panchayats. An online portal and bringing to the fore what is happening within the local area, block, district, State, country and internationally would be a huge step to drawing attention to SDGs, the issues, the sharing of best practices and recognizing the good work done by the PRIs.

All States would need to get Best practices and its documentation etc to become a quick focus area in enabling it to become an excellent motivator for leading and motivating more positive action. Best practices will be playing a key part in the process of Localisation of SDGs in Panchayats and is to become a systematic and systemic tool covered in the CB&T AAP, and Road map. Due to its importance there is a chapter specifically devoted to it.

Thematic/Goal wise presentation of Best practices would draw in the Departments/Ministries, with their achievements in the Schemes in Panchayats.

Workshops & seminars can be regularly organized to showcase these at various levels and through various media. Using these in structured training programmes, and in particular calling the Elected Representatives as an expert, would be enriching the programmes of Training substantially.

7.5.8 E-Enabling Panchayats for SDGs

The SDG Dashboard use for the PRIs is at levels of planning and outcomes assessment. The use of the Dashboard with it providing the targets, activities, costs, sources (resource envelope), current levels, thematically, with the Panchayat choosing them can be seen. Being more user friendly, and with visualisation, it will also be easily understood by all who look at it in the PRIs, community, officials, NGOs, etc. Training to the Gram Panchayat on how to use it for planning and assessment



by the Gram Panchayat and for the stakeholders, on how to access it will need to be suitably given. The survey of Mission Antyodaya indicators is to further include the indicators for the Thematic indicators and its metadata. Further the use of spatial planning, and of the Dashboard to enable plan(GPDP) preparation as well as learn and get information about other Panchayats in the State and outside. Training is also to cover the use of technology in and for the Gram Panchayat, self-learning material, accessing information on SDGs and issues etc.

Progress of the Gram Panchayat will be also seen on the Dashboard. This given also the position of other Panchayats and links to Best practices. Use of and increased awareness of this will push further action in and by the PRIs. The Report that is generated will be available for all to see.

7.5.9 Monitoring of Capacity Building & Training

The quality of Training & Capacity Building activities including IEC, it is known, is very important for effective Capacity Building & Training. Monitoring and reporting so far has been quantitative and planning has been more for covering the clientele with the core topics that they are to be informed on, & not necessarily on the basis of a clear focus for the year, with what needs to be covered as the best possible inputs for achieving outcomes, that are listed & expected from these programmes or selected/identified by PRIs/Government.

Monitoring for effective CB&T has to be at each and every stage from planning through the delivery process, delivery of training and outcomes:

- Placing the focus on themes upfront, the clarity of around what the programmes are to be planned, becomes clear. To whom all is the Training to be given under each Theme gets the next part in place, along with what is expected from each being stated.
- This is to be covered in content, along with the rest of the essential training, all of which are presented using methodology that is effective, causing individuals to take action. Preparation of content is, as already mentioned, a joint effort of key stakeholders. The NCBF 2014 has covered the approach to Training for different categories, modes etc., and as mentioned earlier in the Approaches to Training, which needs to fully be used here.
- Pilot testing of prepared ToT module and changes based on feedback, will first put in place a more meaningful communication content and method, to be passed down a ToT cascade mode, with Trainers handbooks with step by step training guide for Trainers. Ensuring identification of suitable Trainers for the subject, and teams of Trainers, with area-wise and subject-wise mapping, Trainers involvement in the pre-delivery plan as Training Teams would need to be done by the SIRDs and the Institutional Framework at different levels. This would cover quite some ground in what is sought to be monitored in training.
- Feedback mechanism of Training session taken by Trainer from Trainees is a must. Feedback analysis team is to present the analysis of the training sessions in Trainers review session to enable the Trainers to improve the future sessions and the systemic assessment of delivery of Training for necessary changes.
- Monitoring Teams consisting of officials of local areas from connected Departments need to be assigned to Training locations based on Joint training plan preparation with Departments concerned and the Institutional Framework, who give their simple feedback report.



- Based on the feedback SIRDs and relevant levels need to fill in/strengthen key aspects with additional inputs for Gram Panchayat level performance. Post this the Feedback changes needs to be analysed.
- Field processes and progress towards achieving Outputs (Indicators) being discussed in Quality Circles meetings of Gram Panchayat President/Ward member of Standing Committees etc with Reports thereon being received and analysed and presented appropriately. This is also the Training Program impact as seen by changes in the field outcomes.
- Block, District level and State level Monitoring
Block, District level and State level monitoring with the participation of all stakeholders, is to be at regular intervals.
- Seminars and Best Practices documentation etc would showcase what should be the increasing progress.
- Check boxes of these aspects is to be a Monitoring tool which can be regularly updated.

This qualitative monitoring must be built into the mechanism and Roadmap for Capacity Building and Training. The Roadmap is hence inclusive of ensuring qualitative delivery of training in the process of multiple programmes being taken through.

PESA

The design of Capacity Building and Training for PESA areas needs to be worked out in consultation with the States and PESA representatives, so as to align it to the systems and issues there; along with the Thematic localisation of SDGs, and identification of area specific targets, indicators and Capacity Building and Training relevant in that context. The process followed in the NCBF 2014 may be followed, considering thereon current institutional, legal and situational realities.

MoPR Vision2024

The MoPR Vision 2024 on CB&T looks to -

- Orient 26 lakh Elected Ward Members/ Panchs, whose potential was hitherto untapped, to be Agents of Change,
- Provide trainings so as to lead local development effort in particular sectors and thematic areas that are current and relevant;
- Lay emphasis towards digital literacy, of all ERs;
- Take convergent action with Departments and other stakeholders for preparation of GPDP in a participatory process;
- Campaign mode for spreading awareness;
- Transition from classroom to online

The revamped RGSA CB&T is on these lines. It further takes the developmental vision of the SDGs to the PRIs.

Special emphasis is on the CB&T strategy, methodology, delivery, monitoring, review, processes that empower PRIs as institutions of local self -governance, that brings forth participatory socio-economic development in a sustainable manner, with the Panchayats as drivers of rural transformation.



It is worked out to not only achieve the targets under CB, but also through it, achieve the KPIs under the MoPR Vision 2024.

7.5.10 Road Map for Capacity Building & Training

Capacity building for achievement of Sustainable Development Goals has been specifically mentioned in the UN Document *Transforming our World: The 2030 Agenda for Sustainable Development*

This clearly shows the critical role of Capacity Building & Training in the process and for the PRIs as the sub-state level government, who has necessary and purposeful actions to take.

Vibrancy and constancy

The whole gamut of what is happening across the world on SDGs, Statistics, Analysis, Reports, Events, Training programmes, etc are constantly being captured from various places all over the world which can be seen on the UNSDG website, websites of various organisations working on SDGs, and the many links provided showing the world-wide relevance and attention to it. Everything one reads on these, becomes new learning, germinating new ideas. It is all the time being updated. There is a feel of urgency of action and desire for change.

Capacity Building & Training must show this vibrancy, constantly in action, providing platforms and forums, easy to reach, always keeping the SDGs in the limelight. Such a system is necessary in the Roadmap of Capacity Building & Training if localization of SDGs is to happen in Panchayats, with a vibrant Gram Sabha, Bal Sabha, Mahila Sabha and result in desired changes and making of all Panchayats as units of sustainable development.

GPDPs prepared by Panchayats with a 5 year perspective, as well as annual plans, along with schemes being implemented by Departments, have been leading to improvements in specific areas identified. Considering the progress that has taken place, there is necessity for a Road map for Capacity Building & Training that keeps in view the SDG goals to be achieved in the GPs, so that the rural areas of the country achieve the SDGs by 2030.

Check boxes

The Capacity Building & Training Roadmap needs to have check boxes to ensure that the CB&T as per guidelines under RGSA is being utilized to its full potential and all the necessary systems and enabling processes for qualitative training and IEC are put in place and the process of delivery and impact concurrently monitored. Continuous assessment of outcomes of training in processes of change towards achievement of indicators and targets and Thematic goals is to be built in. Enabling environment through convergent action with Departments and institutional partners for Training and IEC along with programmatic design changes arising out of demand driven Capacity Building & Training is essential. The Check boxes in the Road Map connected to, and emanating out of, effective CB&T are highlighted below :

- *Vision, Goals, Targets* - The common Vision, goals & targets for the Gram Panchayat needs to be identified and actions, schemes, activities cover these in the plan and participation with People's Plan Campaign, continuous IEC, etc.,
- *Baseline/benchmark, Targets* - These should be again clear so that the panchayat aspires to reach it from its present position in the time frame.



- *Immediate, Short Term, Long Term* - The Panchayat is to make choices on the Thematic targets and areas of activities and planning for resources that is within the Immediate 1 year time frame, Short Term - within the next 2-5 years, and Long term – beyond 5 years and preparation of GPDP accordingly.

Long Term -is usually not much in the horizon of most Elected Representatives given their 5year Term. Not addressing them has impacts that remain to be dealt with becoming even more stark. The Capacity Building & Training must be bringing this into the plan being prepared. In effect, this long term moves into short term & immediate over time, but by then we would have missed many steps needed to be initiated in the current and next couple of years. Capacity Building & Training must keep flagging this for those few steps needed to be taken. Capacity Building & Training needs to enable this choice is linked to the progress & issues analysis for working forward on SDGs.

- *Understanding of Issues & priorities*

This has a special place in the Road Map. Undoubtedly there is substantial knowledge of the local Panchayat (for the Gram Panchayat), and some knowledge of the panchayats in the block area and district area for the IP & DP. Most is in terms of the big ticket items of road, building, water. Awareness on various social, economic, environmental aspects of life is to varying degrees. But the key is to feel for it as an issue and motivated to address it. With the Elected Representatives brought on to this attitude through the process in Capacity Building & Training, followed by taking this to the people/community/gram sabha, through different modes in Capacity Building & Training, would put the Gram Panchayat on the road to achieving SDGs.

Local issues connected to gender, differently abled, aged, social issues of child marriage, health, education, poverty and ultra poor, sanitation etc. are at one level. Issues that impact on the areas beyond the panchayat at next level, and needing group action at block, district, would get greater attention from IP & DP, and through Quality Circles of Gram Panchayats with the Capacity Building & Training aligned accordingly. Issues that are priorities for the State, National or global level would become part of the Roadmap for some at the very immediate starting of the Capacity Building & Training. In the context of the extraordinary challenges of the times, the COVID pandemic has brought attention to health, social security, migrants, loss of incomes, education, domestic violence, gender disparities, gender-based violence, etc. The increased frequency and intensity of natural disasters, wild fires, global warming, rise in sea levels, etc. call for urgent action on climate change and environmental issues, that have global impact and need action from all. These are few indicative examples of SDGs on which there is a necessity for use of IEC and various modes of Capacity Building in interesting and sharp ways to place the stark realities in perspective.

- *Clientele*
 - Listing and assessing numbers of stakeholders to be trained
 - Newly (first time) elected & previously elected and Universality of SDGs - and early interventions
 - While there is clear differentiation of Capacity Building & Training for the 2 groups on Panchayat Administration and basic functioning, the Road map here envisages the coverage of awareness of all Themes in the first instance, and as part of the very first



Training program itself and on each possible occasion (there is substantial ground to cover) as PRIs have a key role to play under the SDGs

- *Content*- Listing of Theme wise topics to be covered for different stakeholders, with qualitative content and multi-modal methodology
- *Training in use of Technology* - Training would be a key input for Panchayats, and other Stakeholders for effective use of the Dashboard, for planning and performance reports, use of spatial planning and other technology related inputs leading to e-enabled panchayats.
- *Resource mapping*
 - Identification/Mapping of Training Institutions of various Departments.
 - Identifying/Mapping of other Institutions and NGOs/Experts
 - Assessment of Resources & Training infrastructure, current training plan, clientele, programs run, capabilities and strengths of the various Institutions etc, mapped.
 - Preparation of Trainers Directory, area-wise, subject wise.
- *Theme Teams/ Centres* - Form Team of specialists from the Thematic sectors involving Departments, Institutions and experts to guide and take forward on all aspects of the Theme and link to establishing Centres of Excellence
- *Gap identification*
 - Correlate the clientele and programme content to the clientele and programme content to be delivered under Localization of SDGs.
 - Gap identification for meeting Capacity Building & Training requirements.
- *Joint planning and implementation*
 - Preparation of joint plans with various Government Departments at field level for Capacity Building & Training activities towards enabling improved reach and outcome and involvement of PRIs and all stakeholders/partners on SDGs
 - Similarly, workout joint plans with other Institutions & agencies (preparation of plans together with Government Departments ideally)
 - Link with Universities for their partnership
- *Calendar of activities Special programs and events*
 - Plan on-line seminars every month covering all Themes in 2 months
 - Plan Quality Circle meetings every alternate month on every theme
 - Identify National/International Days of relevance to Themes for special programmes and events in the Grama Panchayats and other levels.
- *Gram Sabha and Community programs* - Plan coverage of Gram Sabhas/community involving youth & children and various modes of Training.
- *Seminars/Webinars/Online Training* - The full scope of seminars etc and Online training is to be effectively utilized and forms a very important part of the Roadmap.
- *Recognition and Media coverage* - Along with the Performance recognition of the Elected Representatives, Department functionaries, NGOs, etc, and their being Resource Persons, as part of RGSA recognition with Certificates, awards, media coverage, documentation (video/audio), etc built into the CB&T calendar/Road Map
- *Best Practices* -Identify the Team for being trained for Documenting Best practices etc and train them in a month
- *Documentation and use of Multi-media*



- Plan to bring out Newsletter every quarter (& then every month, involving Departments also).
- Fortnightly slot for sharing experiences, interviews, best practices, using multi-media (can make it weekly later)
- *On line training and learning material* - These should be provided to reach all the members of the groups/teams /committees working in the PRIs. This will enable them to access it at their convenient time as well as draw on it to spread awareness.
- *Continuous monitoring, follow up and feedback*
 - Block level interdepartmental meetings of Training Teams and follow up for Training progress and outcomes.
 - Obtain & analyse feedback and make it part of trainers system
 - Block, District level and State level Monitoring and Meets.

Regular monitoring at Block, District and State level and special events as well as Thematic events at all levels with the participation of all stakeholders are to be planned at different intervals.

- **Training Needs**

- Assess needs of training at different levels from time to time.
- Provide additional support to those who need/seek it
- Progress Report

Upload progress report of Capacity Building and Training with state initiatives.

AAP approval in CEC should be ensuring this convergence in Calendar preparation of CB&T which must include all the events in addition to Training, covering all Themes and above-mentioned steps.



Chapter 7.6: Framework for Evidence-based Monitoring

Achieving SDGs is a dogged marathon where success can only be secured through evidence-based planning, implementation, monitoring and continuous improvement. - Dr. Amitabh Kant CEO, NITI Aayog, SDG NIF Baseline Report 2015-16, MoSPI

7.6.1 Relevance of SDG Monitoring

The NITI Aayog SDGII & MoSPI NIF Progress Reports bring out data of National and State level on the SDGs, targets & indicators. These reports are brought out annually since 2018/19 and have presented the Baseline data of 2015-16 and progressive information for the last 3 years. This monitoring at the topmost level by NITI Aayog has brought into focus the status and progress of SDGs for the country and the States.

This has enabled States to look at their performance against target values and prepare their Vision Document for SDG 2030 and develop the State Indicator Framework based on the National Indicator Framework, to monitor the progress of State against relevant additional indicators & targets and take action to evolve plans and policy to progress towards achieving the SDG target (values), set for themselves.

Many States have taken this to next sub-state level to the District as the DIF, & Tamil Nadu has also prepared its Block Indicator Framework. The data seen at National/State level is aggregated data that presents a Status/Progress Report. What it provides more importantly for action is information, that there are areas calling for attention, areas by place and areas by sectors & aspects. The base of the data is at field level in the villages and cities where primary detailed data is collected which goes into Monitoring & Reports that triggers action horizontally & vertically for improving performance. This base data in the Village Panchayats is being presented for localisation of SDGs in the Local Indicator Framework presented in Themes for action by the PRIs for evidence-based monitoring of achievements.

Evidence based performance/ monitoring will no doubt facilitate the Panchayati Raj Institution in appreciating and re-building their own course/ progress in the selected SDGs goals/targets/indicators through implementation of their Annual Plan of Programme. Further, this will strengthen the decision making process in the realization of SDGs targets at the local level.

Further in a country, where the economic, social, and environmental conditions are so diverse, a centralized approach to resolve the deep-rooted problems can lead to more difficulties in adoption of the goals. The local governments, both the panchayats and municipalities are the closest to the people at the grassroots level and thus have the maximum potential to address the deprivations and gaps in service delivery by devising appropriate local strategies and ensuring community ownership and integration of SDGs at grassroots level.

SDGs are for everybody and everybody's concern. Particularly the core areas of SDGs, including equality, inclusion, justice, as well as principle of "**Leave No One Behind**", that necessitates [local level planning, implementation, and monitoring](#).

Challenges

There are systemic issues, generic/basic issues and specific issues in the monitoring through Indicator Framework for Localisation of SDGs in PRIs.



➤ *Systemic*

i) Monitoring & Guidelines

As per the GPDP Guidelines, every Panchayat must prepare a Gram Panchayat Development Status Report which must be presented before the next GPDP is prepared. Most Gram Panchayats do not prepare this Report and number of Gram Panchayats which prepare this is not known. Gram Panchayats that prepare GPDP is known for the entire country. GPDP preparation is monitored, but Gram Panchayat Development Status Report is not.

(Kerala is an exception where Gram Panchayat Development Status Report is prepared and read out in the Grama Sabha – as per Guidelines. This is monitored and supported).

ii) Monitoring silos

Excellent monitoring systems have been put in place for Flagship Schemes (and others) from Ministries down to field, capturing minute details, including with geo-coordinates. Use of technology has led to collecting extremely useful data that can be put to multiple types of analysis at multiple levels. Citizen apps, on-line, real-time data collection, site photographs, progress reports, exception reports, analysed visualisation on Dashboards, etc. Data is on fingertips, accessible in the chain of command for monitoring and review. The links in the vertical chain are well established. However, there are no horizontal links. Women covered under Health Systems MIS and women in SHGs under NRLM MIS do not talk to each other, even though they are the same women. Who are all these women in the Panchayat is not known to the Panchayat for including in the necessary Action Plan on Health or for Women SHG-PRI convergent action.

iii) Multiple Monitoring Committees at District level

Almost each scheme has a District Committee, headed by District Collector with related Departments. It is upto to the ability of Collectors to chair all and monitor regularly.

iv) Lack of Sub-District Committees

Some schemes provide for Block level Committees. Many schemes provide for Village level Committees. Functioning of sub-district level Committees is more on paper.

v) Absence of seeing the larger picture

Officials from field upto high levels are conditioned to monitor their assigned scheme and hence, do not see the interconnections and larger picture.

vi) Averse to data sharing

Not all data is high risk and sensitive data that should not be shared. Sharing data even within PR sections requires special intervention (e.g., Data of elected representatives' education level and first time elect between PRI in PMU in office of DRD to be shared to SPMU for RGSA for purpose of planning training).

vii) Taking monitoring below district level & no defined architecture

The present architecture of monitoring of SDGs is well realized at State level. Its presence at District Level is not much. Taking the monitoring of localization of SDGs below the District Level i.e Block & GP Level is still a big challenge, but necessary as the appreciation of localization of SDGs is critical as it is a matter of “people connect”.

➤ *Generic/Basic to PRIs*



Systemic challenges apply to convergence and monitoring mechanism *per se* and more so for PRIs. To this the added layer of issues generic to PRIs adds to the difficulty of establishing of robust Monitoring Mechanisms for achieving SDGs in PRIs.

i) Extent of Devolution

Mechanisms for devolution of funds to Panchayats, from the Fifteenth Finance Commission could catalyze accountability and effective governance at the grassroots towards achieving SDGs. However, it also majorly depends on the extent to which the devolution of power has taken place. A mere devolution of funds will not help unless it is equally supported with an enabling environment of requisite functions, capacities, functionaries, role recognition and monitoring. The Gram Panchayats would find it extremely daunting and hard to conceptualize and put in place a mechanism to monitor SDGs without these provisions.

ii) Engaging with Elected Representatives & PRIs

Localising of SDGs is presently limited to the executive arm of the government and yet to involve the elected representatives at all levels. So far, no such effort is made to bring the elected representatives on board, who have an equal if not more influence on PRIs. Without their engagement, it will be challenging to put SDG at the forefront on PRI's agenda and without PRIs, in the villages.

iii) Participation of front line officials at GP level

It is very much evident that the participation of various sectoral frontline officials / workers is limited to very few. Those Departments who have devolved all powers to Panchayat, the participation of frontline workers/ officials are visible. Further, the presence of various parallel Committees / Federations born out of flagship programmes is an inhibiting factor for participation of frontline workers at GP Level. Monitoring and data sharing both become difficult.

➤ *Specific to Monitoring for PRIs & of localisation of SDGs in PRIs*

Both the Systemic challenges and the Generic issues for PRI feed into Specific challenges in the monitoring and evidence based action for Localisation of SDGs in PRIs.

i) Complexity of indicators – MA & SDG

Having a set of MA survey indicators done at one time and another set of SDG Thematic indicators done at another, would make it confusing and complex.

ii) Daunted by monitoring mechanism

From physical progress and expenditure monitoring, the shift to performance monitoring on a wide range of indicators would be new and daunting. This proposed mechanism with indicators opens the Gram Panchayat to outcome scrutiny, greater accountability and transparency.

iii) Overwhelmed by indicators

At first glance, the large (over 300) number of indicators may look overwhelming, look complicated and difficult in monitoring and keeping track, especially seen in the context of the work regularly being done in Panchayats in creating/ maintaining capital assets, building a local level institution (school, AWC), forming roads, constructing toilets and maintaining basic services. However in the last couple of years, use of MA indicators for GPDP, and various technology applications such as e-gram swaraj, gram manchitra, PFMS, MGNREGS works online, PMAY(G),



have reduced the use of technology in Panchayats. Breaking it down to Themes and considering the timeframe, this can be addressed very well by Gram Panchayats.

iv) Institutional & Survey Personnel Capacity

The capacity of officials, PRI institutions, Committees (Schemes & Standing), the existing survey team to support data collection, data analysis and data uploading along with regular monitoring are not up to the mark as designed under the various schemes implemented at the GP level. Further the most important survey i.e. Mission Antyodaya along with Ease of Living are not able to capture all indicators of SDGs. Further the capacity of the data user is not up to the required levels

v) Monitoring progress is tricky

NITI Aayog, GoI and several State Governments in India have taken initiatives towards the progressive realization of SDGs and for achieving 2030 Agenda. Translating these indicators into LIF at the Panchayat level is a major challenge given the diverse needs and realities of different Panchayats and the information relevant to them. The LIF as a quantified evaluation and monitoring mechanism would definitely encourage local governments to make their action accountable and transparent, but that also requires immense handholding support in making that monitoring possible from voluntary to mandatory reporting, for SDG Achievement and Panchayat Development Index, one taking into account diversity and local priorities and the other providing cross country comparison and a common plane for assessment as well as basis, to ensure progress on SDGs.

vi) Non-access to robust baseline data base at GP level

The database available to the GP relating to different ongoing flagship programmes of both Union & State Government is just skeletal. With the given authority of Panchayat, there is limited access to various data sources available at GP Level including MIS of different flagship programmes cutting across various departments, despite guidelines of schemes such as SBM clearly stating that the data must be also used/ entered/given for the preparation of GPDP.

7.6.2 Aspects for Monitoring

Guidelines from Ministries including MoPR on schemes, GPDP, PRI-SHG convergence, etc cover everything that needs to be done. Annual Action Plans, including of Capacity Building provide for what is also funded. Progress reports are collected and reviews taken up, yet there remain yawning gaps between guidelines and implementation of the guidelines, purpose, design and quality in Capacity Building & Training and inherent limitations of progress monitoring and reviews. Considering these and the spectrum that needs to be covered so that localisation of SDGs in PRIs and progress to achieving Targets takes place, the key aspects to be monitored are indicated below:

1) Process Monitoring

What are those steps and processes that lead up to the desired plan/outcome, needs to be identified, communicated/worked out and monitored. There is already available listings of these in the GPDP guidelines, in Training material, and Reports (eg by NITI Aayog on Nourishing India-National Nutrition Strategy, Government of India) and some listed under Indicators herein. Ensuring the process is followed & these clearly monitored, would put in place the pieces needed to get the output in place. (eg:PRI-SHG Convergence –full details of all that needs to be done



including indicators for watching progress are there in GPDP guidelines 2018 and RGSA existing guidelines).

2) Thematic Targets and Indicators

These form the pillars for achieving SDGs in Panchayats. Progresses from baseline to target values on these are necessarily to be monitored and as reflected in the Panchayat Development Index and SDG achievement in PRIs.

3) Training and Capacity Building

Qualitative monitoring and impact of Capacity Building & Training, AAP, improved capacities in working with the various computer based applications provided to Panchayats.

4) Fund utilisation by GPs and SDG budget

Of total funds with Gram Panchayats and in the GPDP, fund utilisation for SDGs, Child budget, gender budget & for enabling preparation of relevant plans and allocation of funds.

5) SDG spends and activities from schemes, etc.

SDG related activities and spends from schemes and at various levels of PRIs, etc - What funds are received and for which Thematic areas and SDGs.

6) Innovation & Incentivisation

Monitoring for assessment to incentivise and recognise innovations is essential to see, share and learn.

7) Analysis, Reports and Documentation

Monitoring of analysis, Reports prepared and Documentation of best practices in addition to data reporting, monitoring. eg: nos. of GPDP uploaded to GPDP analysed & Development status Reports prepared and presented.

8) Convergence Monitoring

Localising SDGs involves all Ministries / Departments in States working jointly with PRIs. Convergence is necessary, leads to synergy in delivery for SDGs in Panchayats and would make it easier to achieve in Panchayats. Monitoring Convergence in action at Ministry levels, in States, in the field would provide a new thrust and mechanism to ensure convergence.

7.6.3 Framework of Evidence Based Monitoring

Periodic monitoring and review of these initiatives is crucial for determining the direction and pace of progress towards achieving the goals and targets. - UN Resident Coordinator in India, SDG NIF Baseline Report 2015-16, MoSPI

This Framework looks to set up a mechanism that converts letter into action, spirit into outcome, and vision into reality by using the power in systemic monitoring.

The pre-requisite for evidence-based monitoring is that the data must be trustworthy, and it depends upon the quality of the data and the mechanisms of collecting it. Credible statistics is important for good governance and decision making in all sectors of society. Monitoring has to be based on unbiased, robust, timely, relevant, correct data. It is noteworthy to mention that the Theme of the 3rd World Statistics Day on 20.10.2020 was "Data we can Trust".

1. Creating basic minimum shared understanding among the PRIs and frontline workers



One of the first steps to be taken to create minimum shared understanding on SDGs at the local level is to simplify, reemphasize and resonate SDGs at local level. There is a need to organize consultations, capacity building and IEC materials on SDGs to create a common understanding on each of the goals. SDGs being the output and outcome of 360° development, all relevant departments implementing various flagship programmes, and not just PRIs, need to own in developing a CB strategy in facilitating common understanding among the Officials, Elected Representatives, Informal Leaders and CBOs/ CSOs in appreciating the importance of localization of SDGs vis-a-vis implementation of schemes / programmes / action plans at respective levels.

2. Re-defining and refining Indicators

Achieving the 2030 Agenda in the given time frame would require new policy approaches and instruments or new and innovative uses of existing policy instruments. This would essentially need relooking at the context specific socio-ecological dynamics and policy priorities of the state machinery and the respective government departments, and working on the global and national targets and indicators accordingly to identify necessary strategic adjustments required to make them work for the local governments and people of the respective State better as Local Target & Indicator Frameworks. The whole-of-government approach, with a more robust understanding of the trade-offs and the co-benefits among different SDGs, needs to be adopted at the state level with a participatory and transformative process. The large number of indicators at national and State level and their complexity in terms of their connect to village and people, will not work at the GP level. Thus, this reorganizing of targets and indicators under a few broad themes, along which the data can be collected at the GP level giving the Local Indicator Framework for monitoring progress on SDGs is meaningful and essential. The Block & District support to achievements at Gram Panchayat level LIF can be assessed in aggregate performance as well as Thematic specific support.

In addition, the Block & District have BIF & DIF for being assessed on and there will be an organic link which would be there between the NIF-SIF-DIF-BIF-LIF & vice versa.

The shift from MA indicators basis to SDG indicators as basis is necessary for assessing and monitoring in Gram Panchayats, as well as basis for GPDPs. The Global indicators are being refined annually and currently there are 247 indicators.

The framework at National level, NIF has undergone changes from NIF 1.0, NIF 2.0, NIF 2.1 and latest being NIF 3.0 (2020-21). The numbers of indicators being assessed have changed, proxy indicators have been used as felt reflective of the indicators/target and indicators from NIF have also been partially changed. The NIF has over 300 indicators but is using 100-115 indicators in its assessment so far. This goes to show the evolving process in Indicator Framework and availability of reliable and trustworthy data from all states and UTs.

The LIF presented on the 9 Themes would also undergo changes over time and place. Some States may like to add or modify as per relevance. The LIF is also over 300 Indicators. To start with, it is expected that from this basket, the Gram Panchayats will choose at least 50 indicators for working on SDG achievements of local choice and relevance. Year on year Gram Panchayats will need to be increasing numbers and will be also incentivised. It is well-nigh possible that Gram Panchayats may take it up exponentially as they are so down to earth and will see its direct relevance to life in Gram Panchayats.

On another dimension of comparison and competition, the Panchayat Development Index will be defining what indicators get monitored and is to push the bar year on year.



This process of choosing and assigning indicators will be a dynamic framework which will have scope for modification / change as required over the years till 2020-30.

3) Demystifying goals, targets and indicators

For effective and efficient localization of SDG, the SDG indicators and goals are mapped on Thematic lines of Poverty free GP, Clean and Green GP, Healthy GP, Child friendly GP, Socially secured GP, Water-sufficient GP, self-sufficient Infrastructure GP, Gram Panchayat with good governance and Engendered Gram Panchayat (focusing on gender). Such thematic indicators mapping will create an enabling ecosystem at the village level in appreciating various targets along with the indicators in fulfilling SDG agenda of the Panchayat in simple, clear, relevant and practical manner. The 300+ indicators falling into Targets under the Themes become easy to grasp and handle, prioritising as per what needs to be attended to immediately, in the short term, and that which can be achieved in the long term by 2030 (or earlier),

4) Progress on Thematic and indicator framework and perspective

The permutations and combinations are innumerable, and progress levels across the spectrum can be from 0 to 100. Indicators pan-India under the Panchayat Development Index and locally relevant choices under SDG achievement are both important for monitoring. Overlaps would be there. At Global level, out of 247 indicators, 12 are repeated. Thematic indicator framework also has overlap of indicators. This cannot be avoided. Monitoring frame would be able to present progress in multiple perspectives for Gram Panchayats and other users. Identification of low performing Gram Panchayats, Themes - indicators needing attention, poorly performing districts, etc

5) Levels of Monitoring and users

Progress monitoring by the Community by Gram Panchayat, of Gram Panchayat, by Block, of Block, by District, of District, by State, of State, horizontal and vertical progress monitoring by Elected Representatives of PRIs, officials of all levels and Departments connected, Ministries, (lead MoPR), MoSPI, NITI Aayog are multiple levels and users for SDG achievement monitoring. Monitoring of progress on certain specific indicators would be reflective of Departments progress on that in the Panchayats. Monitoring presentation to facilitate Departmental perspective would be essential for their taking to monitoring and working on it. Data which can be generated at Panchayat level, may be aggregated for constituencies to provide regular insights to the parliamentarians and legislators. Data users will include all partners and public.

6) Assigning Indicators to Ministries/Departments & Panchayats

The Gram Panchayat indicators should further be localized, and respective grassroots level officials should be informed on collaborating with PRIs for monitoring. This will help in indicating how government schemes can contribute to achievement of SDGs and shed light on gaps thereon. While working out indicators, it is to be ensured that proper mapping of department / scheme wise indicator matrix need to be developed locally (for use locally). While working out Panchayat appropriate goals and targets with Departments, adequate care be taken to workout goals, specific targets with defined indicators, included in the LIF, along with more importantly, the process indicators for converting plans into actions, in realizing the targets and goals by the Department concerned. Working with Departments can be for all Themes, Targets and Indicators at macro level, but as it goes to micro level, it may be more practical to concentrate on Departments whose participation is critical for the choice of indicators made by Gram Panchayats and in the PDI, and Departments who need greater participation of Panchayats.



7) *Aligning SDG framework with existing systems*

- *Aligning with Department monitoring*

Existing monitoring parameters of Flagship schemes align with the LIF Thematic indicators to a large extent. (Annexure 4 gives the parameters monitored under Flagship schemes).

The best way forward with Departments is to place this commonality upfront. The additions from the Department data, may well be in its database, though not picked for Department review, and jointly may be easier to identify. This provides weight to the understanding that the SDGs are highly inter-linked and the assessment of status cannot be seen in silos and action strategies do not always merit delineation.

- *Aligning of Data source and data sharing from Departments*

Identifying the data from the Departments and the Data source/mechanism of collecting data will enable the data sharing points to be picked. The data collection Apps of Departments can be directly linked for pushing/accessing data into the Metadata of the Indicators. Eg: Poshan Tracker collects disaggregated data required for both Metadata and field action for Panchayats.

The spatial mapping in PMAY(G), JJM etc can be integrated into geo-spatial data required for GPDP based on the same metadata. UDISE data for Education, IMIS for SBM, etc need to be populated into the Gram Panchayat data required for the Indicators. Requisite APIs & interface needs to be developed. This can lead to seamless data sharing that would save time and ensure data veracity.

Till such time as this happens, the process of data entry, twice is inevitable. (The SBM guidelines provide for this by directing the IMIS data to be entered for preparation of GPDP for Panchayats). Presently this double entry is being done even for the Aspirational Districts Program led by NITI Aayog, a programme that is intensely monitored by NITI Aayog, Honourable Union Ministers, Secretaries/Additional Secretaries to Government of India (Central Prabari Officers) as well as State Prabari Officers (Senior IAS Officers in States).

The challenge for Gram Panchayats here is to ensure data entry (sharing) does happen. It needs close monitoring at various levels and reporting thereon.

- *Aligning MA survey indicators to SDG indicators*

For all SDG indicators that are requiring survey for collection, integrating it into the MA indicator survey is ideal. Necessary changes to the MA Survey indicators would be required to be made. Already 58 SDG indicators are available in MA survey. Taking up a separate Survey additionally would be confusing and complicated on personnel, use of resources and time.

- *Aligning data with Gram Panchayat data*

The most practical strategy going forward would be to use the existing institutional capacity of the local governments and Panchayats. Before putting the monitoring indicator framework to the Panchayats, we need to look at the SDG indicators and ask GPs, what factors and data points they were already measuring and structure (identify) and link them into the indicator framework.

Note: Data veracity/discrepancies have been issues in some Gram Panchayats during preparation of GPDP/MA survey, compared to Department data. These discrepancies need to be sorted to capture what is verified. Provision for checking such discrepancies and editing the data has to be provided systemically at next higher level and jointly with PRI. In a seamless data transfer system, this has to be ensured. In a system where data entry is made, it may be better to go with the data that is positioning the Gram Panchayat at a worse position than the better one, as the former will



be attended to for improvement. Such non sorted discrepancies are to be identified and verified by next higher level jointly with PRI.

8) Review Structure and Monitoring Architecture

Use of existing review structure for SDGs in states and centre will establish an organic link from the NIF to LIF.

➤ NITI Aayog

At the national level, NITI Aayog is designated as the government institution responsible for overall coordination and monitoring of the SDGs in the country – SDG India Index Baseline Report 2018, NITI Aayog

NITI Aayog's role in monitoring of localisation of SDGs is of prime importance.

NITI Aayog has established an excellent system in the SDGII with the NIF and also prepared the Voluntary National Review (VNR) for presenting to the High Level Political Forum (HLPF) on SDGs at the UN.

NITI Aayog has also supported States in preparation for SIF and DIF. The Aspirational Districts programme indicators and mechanism of monitoring covering all sectors/departments and data flows and surveys has established the direction for states to take in the DIF monitoring. While the next sub-state level is at the Panchayat Union/BP/IP, the initiative taken by MoPR in taking the SDGs to Gram Panchayats is to enable action to be taken at the grassroots. The localisation of SDGs in PRI by the MoPR is to further develop into Frameworks & Monitoring at Block & District level in line with both LIF, as well as BIF & DIF.

NITI Aayog has stressed on Localisation of SDGs and with the Governing Council headed by the Honourable Prime Minister and with all Honourable Chief Ministers and Honourable Lt Governors as Members, the subject of Localisation of SDGs can be best reviewed there on an annual basis.

➤ MoPR and Ministries

Review by MoPR along with other Ministries is necessary to convey that Localisation of SDGs in PRIs is on the Agenda of all Ministries and SDGs are relevant and cross-cutting. Ministries have been identified as Nodal Ministries for different SDGs and MoPR is the associated Ministry for all. Hence MoPR would necessarily need to coordinate and converge the work & establish the Monitoring system and reviews jointly with Ministries.

An **Inter-ministerial Coordination Committee for SDGs** may be formed to ensure the joint role and responsibility in Localising SDGs in rural areas.

➤ State level

At State level, there are SDG High Level Committees chaired by the Chief Secretary with all Secretaries as Members. The same should review Localisation of SDGs. Planning & Development Department in States is the nodal Department and has a key role to play in taking the Agenda forward and monitoring the progress at various levels in the State.

MoRD has addressed States for formation of DISHA, at State level Committee, headed by the Honourable Chief Minister/Hon'ble Lt. Governor with Elected Representatives, Secretaries to Government, Banker, NGO, eminent person etc. DISHA is envisaged as the Committee for speedier and more effective implementation of all schemes across sectors for holistic and



sustainable development. Detailed guidelines have been issued, as well as funds provided for conduct of DISHA meeting.

Localisation of SDGs in PRIs needs to be a regular subject on the Agenda of these high level and convergence forums.

➤ *District level*

DISHA on similar lines, is also formed at District level as the District Coordination and Monitoring Committee. Districts may well use DISHA and/or the District Level Committee headed by District Collector/Hon'ble Minister(as decided in the State), which is formed for convergent action/review of Departments progress in schemes (District Development Committee in some states), with representation of all Departments, for monitoring SDGs in PRIs.

Specific sub-Committees for monitoring Training & Capacity building, statistics & data, Thematic progress at state, district and sub –district level for ensuring regular monitoring of on-going action, would be required.

➤ *Department levels*

Nodal officers and SDG units including the officer i/c of Statistics and MIS in Departments at State Level that are being formed (formed) would automatically be the units at State level for regular monthly monitoring & coordinated action.

➤ *Working Groups*

States have formed Working Groups for SDGs at State-level with Secretaries of Departments as members and Secretary of Nodal Department is the Chair.

The review structure from field to centre is mostly available and with the involvement of NITI Aayog, and the States playing a crucial role as envisaged, the Monitoring mechanism would be well in place.

In this context, it is suggested that the outcome and output indicators should be monitored at next higher level of monitoring architecture, while process indicators would predominantly be monitored and reviewed at the local level or field level. Appropriate next higher level monitoring, & upto MoPR is also necessary to ensure guidelines are actually translated to field action.

Continuous progress Monitoring through Quality Circles, mentoring and reviews, including peer reviews, need to be embedded in the monitoring & review system. Ensuring these are in operation has to build up in multiple ways including documentation, reports, best practices and, naturally, indicator progress.

Substantial efforts are needed to ensure monitoring is in place and would be required till the Localisation of SDGs becomes an institutionalised system, after which, it will move on its own, with regular monitoring becoming standard practise.

The Table in Annexure 15 gives the overview of the Monitoring Role at each level – State/District/Block/Panchayat.

➤ *PMU&PIU*

In view of the overall impact of Localisation of SDGs in PRIs cross-cutting various sectors, requiring convergence and a mission mode approach, covering the range from visioning, planning, data management, implementation, monitoring, incentivisation, capacity building ,involving the whole gamut of Thematic indicators, from a whole of Government to a whole of society approach



to bring rural transformation to achieve SDGs, there is need to establish a PMU at MoPR, PMU at State Level, PIU at Districts Levels that engages with not only Panchayati Raj but all Departments & outside of government as well. The PMU & PIU need to be interdepartmental Units and must include the official from the Department of Statistics, and engage required Consultants.

Resource mapping of personnel under different Schemes & Departments will enable identification of PMU/PIU & sub-committees for monitoring the localisation of SDGs in PRIs. Without this special focus and attention, it would perhaps be very difficult to get the existing official mechanism to work on all its aspects that is required.

➤ *Advisory Committee MoPR*

At MoPR, to effectively support and guide the entire process and raise the level constantly, an Advisory Committee may be set up, which should also be multi-sectorally represented and which will be assisted by the PMU in MoPR. As far the State & Districts, are concerned, similar Advisory Committee and structure may be set up.

➤ *States and Districts Monitoring*

It goes without saying that taking the cue from the Monitoring mechanism for Aspirational Districts, senior officials in Ministries may be given the responsibility for different States, and in States, Monitoring officers for districts need to be specifically assigned this.

➤ *Responsible Department*

The Localisation of SDGs is a function of multiple departments, the nodal being PR/RD & PR. Role of SIRD is in capacity building and not of complete responsibility in monitoring and delivery of the total process. This has to remain mainline and as the primary responsibility of the Head of Department of Panchayat Raj/Rural Development & Panchayat Raj, and of the Rural Development & Panchayat Raj Department at State Government level. This needs to be seen and understood in the context of the Planning & Development Department being the Nodal Department at State level for SDGs for the State, that transcends PRIs, and works also with NITI Aayog from States.

9) Analysis & Reports

A proper compilation of data analysis and reports for use in the Monitoring architecture and review structure has to be formulated, which will lead to decision making. There must be partnerships established, especially with Universities Research Institutes, sector specific organisations, etc., to bring out various reports and Analysis and present them at various levels - Gram Panchayat/Block Panchayat / District Panchayat/State/Centre, to various Departments focussing on role of Departments, status and progress, on use of funds, Gender budget, Child budget, Thematic frame progress, issues, capacity building, IEC, etc. The Gram Panchayat level Development Status Report is a very important document with the analysis for Panchayats to make informed choices of next actions and targets to be specially paid attention to. Continuous engagement with partnerships assigned at all levels and mentoring especially at Gram Panchayat level is required.

Listing of Analysis required, and Reports to be brought out in time frame needs to be monitored for delivery. A calendar of Reports to be presented to various levels will be a useful tool to keep Reports relevant and timely.



More importantly there must be dissemination of what the Analysis and Reports convey to all stakeholders at levels relevant for necessary action.

What the Reports are recommending and how many are taken for changes in programme delivery and policy needs to be also monitored. By not monitoring this, while the Reports will gather dust on shelves, systemic loss of the useful relevant observations and recommendations will result and opportunities to do course corrections will be missed.

Monitoring traverses data, information, analysis, evaluation, ranking, incentivization, reports, dissemination leading to change and progress.

10) Linking PRIs budget to SDGs and feedback loop

Effective localisation of SDGs and their monitoring requires linking budgets to the local GPDP. Linking PRIs budget to SDGs requires linking SDGs to GPDP and coding budget heads under GPDP as per SDGs to keep track of allocation under each goal.

The evidence gathered via mapping and tracking exercises could be used to orient budget choices and identify priority areas for funding in the context of budget constraints and performance seen through indicators. The integration of the SDGs into the budgetary performance evaluation system is also essential for identifying bottlenecks and investing in accelerators sectors.

To do this at level of different schemes is a challenge and to be done from State level down to how it pans out in different panchayats is required. Correlating these to outcome data at Panchayat level would be useful for aligning budgets to SDG indicator outcome levels.

SDG markers provided for each scheme would provide flow of funds in GPDP/BPDP/DPDP/at Departmental and State level.

11) Dash Board

The Panchayat level Dashboard is crucial and central to the Monitoring framework. The GPDP worked out by the Panchayat based on the Thematic framework, allocation of funds, scheme activities in Gram Panchayat area, status of indicators, gram manchitra, spatial planning, etc., would be on the Dashboard.

Analysis of budget would show on the Dashboard, Reports, progress etc., would be on it. The Panchayat level Dashboard would be seen by levels of Block/District/State & at Centre. It would be open for the community (Gram Sabha) to see, as also for all. High degree of visualization of the data of the Gram Panchayat is to be ensured to make it user friendly and highly informative and easily analytical.

As all data will be linked to this Dashboard including Department data being made available for GPDP, the Dashboard also is the monitoring tool for all levels.

12) Monitoring by PRIs and Community

➤ Evidence based Monitoring

Transparency and openness in data at Gram Panchayat level collected by Survey under MA survey, from Department Data & Gram Panchayat level data, is built into the process of preparation of GPDP as a participatory process. Progress monitoring in regular data collection from these sources is taken to being placed in the Gram Sabha with the Development Status Report.

➤ Self-Monitoring



Self-monitoring by Gram Panchayat is to be a necessary part of the monitoring framework. This will bring greater ownership, understanding, interest and ensure regularity of data updation. In the assessments framework, self –assessed Reports are the basis.

➤ *Community assessment, special surveys and Report cards*

Self – assessed reports, Development Status Report, progress as seen in the Dashboard on SDG Achievement and PDI are all open to community assessment by being open to all, as well as being specifically placed in the Gram Sabha.

In addition, certain special surveys are to be placed in the process of monitoring and assessments. Eg: Safety for women and girls is a matter of perception and domestic violence and sexual abuse are not going to be openly stated. Design of such surveys is to be worked out in future.

For the Theme of Child Friendly village, the Report card from children will be a key evidence of the Monitoring framework and assessment of progress. (UNICEF has already done substantial work on this which needs to be incorporated into the Localisation of SDGs)

➤ *Peer review*

Peer reviews as part of the assessment framework as already existing in the present MoPR awards is to be strengthened and widened to cover the estimated larger number at field level. Use of trained social audit teams for peer reviews can be considered, with appropriate training

Strengthening and relying on community led data and technology-based solutions will help in making data more dynamic, robust, and inclusive.

13) Strengthening capacities of Institutions and data users

Robustness of analysis and quality of data are contingent on improved capacities at the local level, both at institutions and survey team, officials and PRIs.

The importance of capacity building cannot be understated, Every new scheme, new activity, new action, new technology used, new process etc., is led by capacity building. In dealing with collection of data, accessing data, data entry, understanding indicators, preparation of GPDP based on indicators, allocation of funds, plan of activities, following and recording actions for outcomes and assessments on a transparent system for transformation, analysing progress, use of available and new technology presented to the PRIs, etc. primarily calls for substantial inputs for strengthening the capacities of Elected Representatives and functionaries in PRIs and at Gram Panchayat level.

Prior to that Training Institutions and Trainers capacities and orientation has to be well established as they may not have adequate resources for building capacities on monitoring SDGs at local level.

With the key to pushing forward, ensuring and catalysing the process of change being in Monitoring, the stakeholders involvement in various aspects and in their roles in monitoring needs to be strengthened and made systemic, institutionalised. Monitoring processes that were not there before are necessary for the localisation of SDGs in PRIs and need inputs to all concerned.

Analysis and reports not prepared before are essential parts of the framework. Assessment Reports for Documentation for submitting for Awards, Research studies and valuation Reports etc. would need drawing on various partners - Institutions/ Universities /Organizations who would also have to reorient and build capacities to meet the need of the Panchayats as well as add value to the



localisation of SDGs in PRIs. Capacities of data users, in particular the PRIs to be able to push forward their vision by effective use of data and monitoring require prime place.

14) Innovating and Incentivizing

Based on the performance on parameters of the indicators, the Panchayats are to be categorized into ranking system for incentivization or for fostering healthy competition. A mechanism for rewarding better performing Panchayats is to be devised at the state and national level, in addition to finding other direct and indirect ways of incentivizing SDG adoption.

Monitoring through the use of PDI, SDG achievement, innovation in Localising SDGs, etc, gives a face to monitoring. It raises the value of localising SDGs and draws the PRIs to the Monitoring platform.

15) Whole of Government and convergence

In order to measure the whole of government approach and ensure that there is convergence, *Ease of working with Departments for PRIs* measured through parameters would provide assessment of convergence at Ministry level, position in different States, and Departments within States that deliver at field level. Actions at Ministry level need to be monitored for ensuring inter-ministerial convergence and field convergence as per guidelines and instructions. Progress on these steps as parameters for convergence and one of the pillars for Ease of working with Departments for PRIs, is to be measured. The other pillars are the States and the State Departments on how they have ensured the convergence in the field to bring in Ease of working with Departments for PRIs. Inter - State ranking to be given and Departments in States get ranked as finally the cutting-edge functionaries need to work with the GPs and other levels of PRIs. Ease of working with Departments for PRIs will need to be assessed on a regular basis till the desired score is reached.

16) Partnerships and collaborations

While some partnerships are being identified for working with the PRIs in a whole of government and whole of society approach, the use of data, data analysis on indicator framework and from the monitoring system will provide evidence for the necessity of such collaborations and partnerships including focussing on the areas requiring it. The Gram Panchayats will be in a better position as a data user to demand from the government departments their role and schemes deliveries. To outside of government, they can use these to draw in required partnerships. By showing the next level impact, they catalyse the investments of resources on required Themes and targets needing attention. Community participation would be enhanced. Evidence based Monitoring systems gives them opportunities to capitalise from its use towards strengthening partnerships and creating feedback loop, devising strategies to allow for course correction at the local levels, embedding CSOs and other institutions early on, to gain momentum. Such clarity would facilitate and create an accountability role of all partners to push forward SDG implementation at grassroots level.

17) Action for all

Effective Monitoring brings in accountability at all levels. The role of different Ministries, States, Departments, different committees, institutional structure for implementation and monitoring gets pushed. Here MoPR has the main role to play to raise the level to all, as PRIs are considered MoPR's baby. Localising SDGs in PRIs is not just the responsibility of PRIs, nor is it



possible for it to be achieved by the PRIs alone. Localising SDGs is action for all and necessary for progress at national level. What impact Localising SDGs in PRIs is having on the range of indicators identified for panchayats will be seen through a robust evidence- based monitoring framework. Undoubtedly its reflection will be there up the indicator framework to the NIF. Most importantly it will bring desired outcomes in every village on the universal goals, leaving no one behind.

7.6.4 Role of MoSPI/Statistics Departments and NIC

The Government of India has taken all the key steps to promote the localisation of the SDGs in the country by mandating NITI Aayog and Ministry of Statistics and Programme Implementation (MoSPI) to play a coordinating role on planning and statistics respectively, with the central ministries and the state governments. – SDG India Index Baseline Report 2018, NITI Aayog

Monitoring SDGs necessarily requires full participation of MoSPI at Centre and Statistics Departments in States. The link from NIF to LIF, basis for calculations, calibrations, ensuring standardisation, bringing in rigour and processes of statistics, preparation of National Reports, State Reports, District, Block and Panchayat Reports would need such involvement. As much is the responsibility and role being played for NIF, evolving of statistical systems for Indicators use in LIF is the same for the grassroot level.

NIC handling government data also is a crucial partner for Monitoring systems to be put in place.

7.6.5 Strengthening SDG Monitoring at Local Level – A ROAD MAP

To keep track of putting in place Evidence based Monitoring Framework, some key steps are given in the Road Map below:

- | |
|--|
| <ul style="list-style-type: none"> • Develop the parameters for <i>Ease of working with Departments for PRIs</i> to be assessed for Ministry level, State and Departments for ensuring field convergence |
| <ul style="list-style-type: none"> • Identification of relevant targets and indicators, and wherever possible and desired develop process indicators/Creating basic minimum shared understanding among the PRIs and frontline workers |
| <ul style="list-style-type: none"> • Develop Source of data, numerator/ denominator, periodicity, and methods of calculations - MoSPI and State Statistics Department. Start with a few pilot Panchayats with simple dashboard. |
| <ul style="list-style-type: none"> • NIC or Resource agency as empanelled by various ministries of GoI may be roped in for dashboard assignment in each state in a pilot manner. Later on, this piloting may be taken up by NIC as architecture of Dashboard on localization of SDG at the Panchayat Level. |
| <ul style="list-style-type: none"> • Identify all the indicators, where data source can be secondary – AWCs, Schools, Panchayat records, Health Centers, Blocks, Antyodaya survey data or the open MIS |



of government schemes, including MGNREGA in aligning SDG framework with existing systems.
<ul style="list-style-type: none"> • Strengthening capacities of Elected Representative, PRIs functionaries, officials and data users
<ul style="list-style-type: none"> • Bring on board all the frontline workers, who can support with data collection and further monitoring – AWW, ANMs, Teachers, GRS, etc.
<ul style="list-style-type: none"> • Develop the data collection methodology – with basic guidelines, and analysis. Include feedback mechanism to the data collection process.
<ul style="list-style-type: none"> • Link data with budget (FC grants) and Incentivize the GPs who have demonstrated result, starting from data collection to analysis to budgeting/Linking PRIs budget to SDGs.
<ul style="list-style-type: none"> • Benchmark and collect baseline data
<ul style="list-style-type: none"> • Partnership with CSOs, Academic institutions, NYK, Youth club, GPLFs for Mentoring of Preparation of GPDP with SDGs compliant which can help in demonstrating it in pilot in the field and expand to complete coverage.
<ul style="list-style-type: none"> • Innovating and Incentivizing the 3-tier PRIs for attaining defined self-assessed SDGs as mapped for their respective levels at the Block, District, State and National Level as models of success / replication.
<ul style="list-style-type: none"> • Ensure Analysis, Reports, Studies with partnerships and feedback loop.

Critical drivers

Highlighting here critical drivers of the entire process of Localisation of SDGs and for institutionalizing Monitoring:

- Leadership role by NITI Aayog with Nodal (Associated) Ministry of MoPR
- On-boarding Ministries, States, Departments
- Involvement of MoSPI, Statistics Departments of States & NIC
- Integrate the Monitoring Framework into existing SDG and other key review mechanisms at National, State, District level
- Capacity building
- Partnerships



Chapter 7.7: Incentivizing Performance for Localizing SDGs

The targets for achieving Sustainable Development Goals by 2030 at the grassroots level are both a challenge and an opportunity. The Panchayats play a pivotal role in identifying the targets and taking serious efforts to achieve them. Strengthening the entire machinery at the village level, block & district level in tune with the SDGs is a challenge. Getting convergence is a challenge, establishing focussed collaborations is a challenge. Addressing the large numbers of targets and indicators placed before them is a challenge. In this challenge is the fantastic opportunity. The opportunity to focus on that which is so relevant to life of people in its complete sense. It is the opportunity to use this framework to attain higher levels of performance that show in their move towards the targets. It is an excellent opportunity to envision, to have a clear dream of where the Panchayat wants to be and work its GPDP around that. It is an opportunity to give to the next generation and back to nature what has been taken in the process of development. It is the opportunity for PRIs to perform on all the 29 subjects entrusted to it as its responsibilities. It is the opportunity to take charge of their own path to achieving the Sustainable Development Goals, at as quick a pace as they can set.

This opportunity is best placed at the Panchayat level since they are in a position to identify the areas of intervention in attainment of SDGs, apart from planning the process, and implementing steps to attain them, with efficient monitoring procedures. Attaining the SDGs targets envisioned is not possible by either Gram Panchayat, Block Panchayat (IP) or District Panchayat alone, or even as PRIs. While in this entire process the role of elected representatives is pivotal, Panchayat officials as also the officials from all other line departments at the grassroots level becomes crucial. Involvement of community, women, Youth, Children, the CBOs, NGOs, Institutions, Banks, Private Sector, etc, in various ways is needed.

Taking into consideration that not everything will change overnight in the process of delivery in especially the schemes of Central and State Governments to enable the localisation of SDGs in Panchayats in view of the deeply engrained systems, it will be a lot upto the Gram Panchayat (along with the Block Panchayat and District Panchayat) to reach out in ways that will draw in functionaries, stakeholders, and those who can support. This will be more required in the initial years when the institutional changes are to take place and systemic revamping to settle in. The ability of Panchayats to draw in, and get the involvement of all key stakeholders will be on test.

The outcome of their success in this test would be in the progress they make on their chosen (and given) targets measured by indicators. The effectiveness of the GPDP and its implementation, worked through the Themes for localisation of SDGs will see incremental and substantial changes year on year in social, economic and environmental aspects.

In appreciation of the efforts being taken by Gram Panchayats and in order to encourage Panchayats that are addressing SDGs, and to further encourage them to perform better in achieving the SDGs, there is a need to initiate a process of incentivising their performance.

The process of incentivisation introduced by the Ministry of Panchayat Raj in the National Awards to Panchayats needs to be reoriented to achievement in Localisation of SDGs.

Incentivization for localization of SDGs should be an integral part of RGSA as the scheme aims to strengthen PRIs for achieving SDGs. Instituting a system of ranking of Panchayats based on



performance in achieving localized SDG indicators, encourages competition among Panchayats to achieve SDGs and motivates Panchayats to perform better.

As so much would be happening, when the process is placed in the hands of the PRIs, this needs to necessarily be accompanied by substantial increase in the numbers of awards, types of incentives and ways of recognition.

7.7.1 Moving beyond MoPR - whole of Government approach

Incentivisation to PRIs needs to move beyond MoPR for the fundamental reason that achieving SDGs is the responsibility of all of government, and as pointed out by NITI Aayog SDGs needs a whole of Government approach. Towards this -

The first element of the strategy is to ensure that attainment of SDGs become central to the policy goals of not only the different Ministries in the Central Government but also of the State Governments. This is so because many sectors requiring sustained and strategic interventions are enumerated in State or Concurrent list of the Schedule VII of the Constitution, like health, nutrition, education, water resource management, agriculture among others. -From SDG India Index 2.0 NITI Aayog

The Ministries/States need to take an active part in the strategy of incentivisation for outputs and outcomes in the framework of localisation of SDGs. Ministries/ State Departments need to consider focus on their KPIs and incentivise achievements on them at Panchayat levels.

India ranked 94 out of 107 countries in the Global Hunger Index 2020. Ministry of WCD would get achievements in parameters of Nutrition index and on Gender Index as they intertwine with the Thematic indicators in Localisation of SDGs,

Ministry of Health and Family Welfare, NITI Aayog and The World Bank bring out the Report 'Healthy States Progressive India' - Report that ranks States and UTs with a Health Index. This Health index is a useful tool for tracking the SDG-3 Good Health and Well Being and connects to the Thematic goals, targets and indicators at disaggregated level in localised SDGs in Gram Panchayats. Local achievements reflect to State and National figures.

School Education Quality Index (SEQI) brought out by NITI Aayog in collaboration with key stakeholders such as Ministry of Human Resources Development, the World Bank, consists of 30 critical indicators that assess the delivery of quality education. The Domains covered in SEQI link to the Thematic Indicators.

Ministry of Rural Development is hugely and directly connected to outcomes in the Gram Panchayats. Amongst many indicators that fall in the domain of the schemes implemented by Rural Development, PRI-SHG convergence is an area of multiple benefits. Already the MoRD has issued elaborate guidelines & indicators as well for this in 2015-16 and again 2018 also under NRLM. Yet in 2021, this has yet to translate into the field. Incentivisation based on the indicators for such convergence would get greater response.

These are to bring to the fore the necessity of participation of Ministry and States in the incentivisation for Localisation of SDGs in PRIs, on aspects pertaining to them, which would make the process of incentivisation holistic, providing a whole of government approach to Localising of SDGs in PRIs, and be beneficial to the Ministries and States due to positive changes for people, reflected in the scores, with active participation of Gram Panchayats (and through them the community) on issues critical.



7.7.2 Mechanisms for incentivization on SDG progress

There is a need to put in place a mechanism for incentivisation of Panchayats that are performing better in achieving SDGs. The process of assessment would help in measuring and comparing the achievements across the Panchayats apart from documenting the annual progress year after year.

It needs to be clarified that the awards/incentives is a generic term used for recognising the progress made by Panchayats in Localisation of SDGs.

1. Panchayat Development Index

On the lines of the SDG India Index based on the National Indicator Framework developed by NITI Aayog, there is to be developed a Panchayat Development Index. There needs to be institutionalizing of the exercise of developing Panchayat Development Index (PDI), which would be helpful to evaluate GPs on SDG implementation across the country year on year. The MoPR in discussion with Ministries and MoSPI should work this out to focus on key areas of National importance picking from the Local Indicator Framework available under the Thematic goals covering the SDGs. Some key indicators in this would relate to the flagship schemes' desired results reaching grassroot level with ensuring no one is left behind.

2. SDG Achievement progress

The assessment process could be as follows:

- Mandatory or common indicators for inclusion in assessment for incentivization to be specified
- increasing the number of indicators in the consecutive next years.
- 50 minimum must be worked on by all GPs, and assessed.
- 50 + for special incentivization
- Incremental change (delta) from benchmark to be considered
- Special efforts and innovative works to be given extra weightage
- Equal weightage suggested as the choice of indicators is diverse
- Basket of indicators to be given and from these the Panchayat is to select the ones it wants to achieve

The localisation of SDGs in PRIs is envisaged as a process that is self-driven, enabling panchayats to make choices that are relevant to their panchayat as well as some that are necessary, or common or mandatory, for inclusion in assessment. The incremental change from the benchmark is to be considered and the Gram Panchayats must work on at least 50 indicators from the basket of indicators in all Themes.

Equal Weightage

In view of the diverse choices that panchayats would be making, while assessing the SDG Achievement progress incentive, it is fair to work on equal weightage for various indicators. (The SDG India Index 2018 methodology is based on the SDSN's Global SDG Index where each indicator was weighted equally, following the global methodology.)



3. Thematic progress and achievement

The purpose of the Thematic frame is so that it makes it easy for the Panchayats to work on, as it is relatable and easily understandable. Panchayats should also be encouraged to choose a Theme and achieve it. As the Panchayat Development Index figure improves, and the SDG Achievement moves closer to target, the GP would be moving on the Thematic frame. Incentivising this progress is necessary to lead to the Thematic achievement, which achievement is a crucial part of the Vision for the Gram Panchayat.

States may also choose to focus and achieve Thematic saturation. (eg: Kerala has worked on Child Friendly Village/Child friendly Local governance). The Thematic area may also be identified by the Ministry of Panchayat Raj at the National level at some point.

Achieving Thematic saturation would take time and focussed effort for a high goal. For any GP that achieves it, there must be an award with the highest cash incentive. This may be announced in the beginning so that Panchayats work towards it.

The awards at State level would be for all who achieve it. This can be supported by National Level awards of at least 1 per Theme per State.

In initial years it would be incentives under the category of PDI & SDG Achievement that needs to be concentrated on. As Thematic Achievers come in, the funding of PDI and SDG Achievement would be reduced, after peaking.

The response of GPs to this process of incentivisation would call for future incentive mechanisms to be developed.

Thematic Achievement is extremely commendable, and a strategy that could ensure achieving a Theme a year, which means in 9 years all Themes are achieved. That would be wonderful, but not easy. Each Theme achieved is a Star for the Panchayat. 9 Themes achieved and a *Navaratna* panchayat.

4. Special Awards/Incentive

- i) For choosing and improving on 50⁺ indicators, there should be a special incentive
- ii) For special efforts and innovative works there can be additional weightage and recognition

Gram Panchayat level, Block level, District level

The Panchayat Development Index and SDG Achievement progress computed at Gram Panchayat level is to be used to compute the Block Panchayat Performance of Gram Panchayats in the Block area, as well as the District Panchayat Performance of Gram Panchayats in the District.

Thus, these SDG indexes computed at the Panchayat level can be used to compute the SDG indexes at the Block and District level so that the process of incentivisation of SDGs is introduced at the block and district levels also, and support of Block & District Panchayats and Levels is available to Gram Panchayats. The Block Panchayat and District Panchayat would be able to work with officials of those levels across departments, as well as various institutions and organizations outside the Gram Panchayat to get their collaboration in achieving SDGs for the Gram Panchayats where it is (more) required. This would also be enabling connect to BPDP and DPDP.

Incentivisation in Aspirational Districts programme in addition to comparison, ranking and recognition has had extremely positive impact. Incentives received thereunder can be put to Panchayats whose Index score shows the areas where it needs support. On the other hand, based



on the low performing indicators, the Aspirational District can prepare well analysed projects that would lead to clearly measurable future performance.

7.7.3 Multi-Dimensional incentivisation process

With the above different avenues for incentivisation, the approach is a multi-dimensional incentivisation process. The incentivisation process takes the strategy to involve and attract all levels of local government in the localisation of SDGs at Gram Panchayat level. It provides for instituting Awards for best performing Panchayats, Blocks and Districts at National, State, District and Block levels. The Awards categories are in the following Table:

Categories of Awards at different levels

Level	Details of Awards
National Level	<ul style="list-style-type: none"> National Award for Gram Panchayat - achievers in SDG Panchayat Development Index
	<ul style="list-style-type: none"> National Award for Block Panchayat - achiever in SDG Panchayat Development Index
	<ul style="list-style-type: none"> National Award for District Panchayat - achiever in SDG Panchayat Development Index
	<ul style="list-style-type: none"> National Award for State - achiever in SDG Panchayat Development Index.
	<ul style="list-style-type: none"> National Award for best SDG Achievement by Village/Gram Panchayat
	<ul style="list-style-type: none"> National Award for best SDG Achievement by Intermediate/Block Panchayat
	<ul style="list-style-type: none"> National Award for best SDG Achievement by District Panchayat
	<ul style="list-style-type: none"> National Award for Theme achievements by Gram Panchayat/Block Panchayat/District Panchayat/State
State level	<ul style="list-style-type: none"> Special award for Innovative practices and processes in SDG Achievement by Gram Panchayat
	<ul style="list-style-type: none"> State Award for Gram Panchayat – achiever in SDG Panchayat Development Index
	<ul style="list-style-type: none"> State Award for Block Panchayat- achiever in SDG Panchayat Development Index
	<ul style="list-style-type: none"> State Award for District Panchayat - achiever in SDG Panchayat Development Index



Level	Details of Awards
	<ul style="list-style-type: none"> State Award for best performing SDG Achievement- Gram Panchayat
	<ul style="list-style-type: none"> State Award for best performing SDG Achievement - Block Panchayat
	<ul style="list-style-type: none"> State Award for best performing SDG Achievement - District Panchayat
	<ul style="list-style-type: none"> State Award for Theme achievements by Gram Panchayat/Block Panchayat/District Panchayat
	<ul style="list-style-type: none"> Special award for Innovative practices and processes in SDG Achievement in Gram Panchayat
District level	<ul style="list-style-type: none"> District Award for Gram Panchayat - achieving SDG Panchayat Development Index
	<ul style="list-style-type: none"> District Award for Block Panchayat - achiever in SDG Panchayat Development Index
	<ul style="list-style-type: none"> District Award for Gram Panchayat with best performing SDG Achievement
	<ul style="list-style-type: none"> District Award for Block Panchayat for best performance in SDG Achievement
	<ul style="list-style-type: none"> District Award for Theme achievements by Gram Panchayat.
	<ul style="list-style-type: none"> Special award for Innovative practices and processes in SDG Achievement by Gram Panchayat
Block level	<ul style="list-style-type: none"> Block Award for Gram Panchayat- achiever in SDG Panchayat Development Index
	<ul style="list-style-type: none"> Block Award for Gram Panchayat for best performance in SDG Achievement
	<ul style="list-style-type: none"> Block Award for Theme achievements by Gram Panchayat.
	<ul style="list-style-type: none"> Special award for Innovative practices and processes in SDG Achievement by Gram Panchayat

The above table has not captured the Special Award for above 50 indicators maximum progress Panchayat.

All the above 4 categories will be available to see on the SDG Dashboard for Panchayats.



Gram Panchayat Awards

National Awards for GPs

National Panchayat Awards 2021(Appraisal Year 2019-2020) has awarded 314 Gram Panchayats under following 4 categories:

- 1.DDUPSP -224
- 2.CFGPA -30
- 3.GPDPA -30
- 4.NDRGGSP -30

All the above are with cash awards.

In addition, there is E-puruskar to 11 Gram Panchayats (cashless).

To bring focus to Localization of SDGs in PRIs, the MoPR National Awards needs to be slightly reoriented to the SDGs and in line with the awards mentioned in Table above.

The number of awards under DDUPSP as per guidelines of 2011 is 0.05% of total panchayats (approximately 130 Gram Panchayats). The actual numbers is already higher 224 (0.08%). As stated in the guidelines, increased numbers would be as a response to high level of performance.

Incentivisation and Awards is a process that evolves and responds to performance. To start with to give the first message of importance of SDGs at National Level, the numbers of Awards for SDGs under Panchayat Development Index and SDG Achievement progress can be introduced and total numbers of awards at each 0.05%, totalling 0.10% (minimum). If greater attention is to be drawn by MoPR, doubling will be better as already the numbers are very close to 0.10%. Hence from the present 224 GPs, the Awards for GPs for Localising SDGs in Panchayats needs to be at least 260 -500 Gram Panchayats covered under the Panchayat Development Index and SDG Achievement categories.

The DDUPSP Awards categories may be replaced by the Localisation of SDG Awards, that cover much of the basis for the 9 categories of DDUPSP Awards in the Thematic Indicator Framework. This correlating of Awards to Localisation of SDGs in PRIs would certainly got focus on it across the country. The DDUPSP awards were introduced in 2011, before the SDGs

The predominant Theme for Award under DDUPSP is 'General', other 8 themes have quite a small number of Gram Panchayats receiving. The shift from General to Theme in light of the Thematic Indicator Framework for SDGs is a necessary step. Indicators of General of current MoPR Awards is also mostly covered in Good Governance Theme in the indicator framework for SDGs.

Simultaneously 1 theme of Child-friendly, already finds place in the MoPR awards from 2019.Slightly modifying the indicators to the proposed frame would make the 2 move together. The 8 other Themes also need to be awarded under Thematic Achievement Awards for Localisation of SDGs.

The numbers of National Awards need to be doubled from present 0.05% to at least 0.10%. In as much as already it is close to it the numbers can be increased to 0.20% of total Panchayats,



distributed amongst states. This may be considered additionally or under the DDUPSP award as much of the Award lines are in the Thematic Framework.

The shift to the Localised Indicator Framework as basis for Awards would also be for more measurable, comparable and transparent. The benchmark values, progress and the ranking of Panchayats as per the SDG Panchayat Development Index, SDG Achievement and Thematic Achievement and Special Reports for Special Awards will all be captured in Panchayat dashboard and is open for all to see.

State Awards for Gram Panchayats

The involvement of State Governments is crucial for Localisation of SDGs. States need to put the same categories for incentivizing localization of SDGs in place, so that the entire system of incentivisation is a seamless flow.

Based on the present MoPR Awards, State Awards in same framework of existing MoPR Awards has been put in place in Odisha and is given below:

Profile of Puraskars in Odisha

Panchayat Award by MoPR					
Sl. No.	Categorize of Awards	Criteria	Awardee PRIs	No. of Awards	Award Amount (Rupees in lakhs)
1	Deen Dayal Upadhyay Panchayat Sashaktikaran Puraskar (DDUPSP)	Best performing Panchayat at all 3-tiers for overall Good Governance	Zilla Panchayat	1	50.00
			Panchayat Samiti	2	25.00 each
			Gram Panchayat	3	10.0 each
2	Nanaji Deshmukh Rashtriya Gaurav Gram Sabha Puraskar (NDRGGSP)	Conduct of effective Gram Sabha	Gram Panchayat	1	10.00
3	Gram Panchayat Development Plan Award (GPDPA)	Preparation of Gram Panchayat Development Plan	Gram Panchayat	1	5.00
4	Child-friendly Gram Panchayat Award (CFGPA)	Gram Panchayats Adopting Child-friendly practices	Gram Panchayat	1	5.00
Total no. of awards				9	150



STATE INCENTIVE AWARD - ODISHA				
Sl. No	Type of PRIs	Criteria	No. of PRIs to be awarded	Award Amount (Rupees in lakhs)
1	ZP(Scheduled Area)	Best performing Panchayat at all 3-tiers for overall Good Governance as updated in the Dashboard Monitoring System.	1	15
2	ZP(Non-Scheduled Area)		1	15
3	PS(Scheduled Area)		1	10
4	PS(Non-Scheduled Area)		1	10
5	PS(Revenue Division-1 each)		3	24.00 @8.00
6	GP(Revenue Division-2 each)		6	36.00 @ 6.00
7	GP(District-1 each)		30	90.00 @ 3.00
Total no. of awards			43	200

If the number of awards or recognition were only, at National and at State level it would not do justice to the efforts, nor be a motivator for Panchayats.

At Block level, the identification of performers in Localisation of SDGs is a stepping stone and if not put in place, some blocks would not have processes to ensure there is attention to this.

District & Block level awards/incentives would be the sub-state level recognition. These would form the group for selection for recognition for District level from Block and at State level from Districts. For Gram Panchayat in a State, the first level of identification is at Block level for 4 categories. From all Gram Panchayats identified at Block level in all blocks in the District, the selected ones at District level would get District Awards. From all Districts in the State, there would be the selection for State Award under each of the categories of Awards listed in the Table.

Overall, in year 1 it is expected that at least 10% of panchayats in the State would have made good progress to be considered for the Awards. Hence, at Block level, the total number would come to 10% ; at District level the numbers would be approximately 2% from out of all those Block level. At State level, from all Districts, at least 0.5% should be covered in Awards.(National level is to be 0.1% or 0.2%)

Achieving saturation in a Theme is quite phenomenal. It may happen over the years to come in couple of Themes. It depends on the State, if it drives this as focused saturation of Theme across the State. The Panchayat / Block/ District can also take it up. In Kerala, CFLG is taken up in this manner. At National level, MoPR with other Ministries, may also take a focused Theme.

Sub-Theme action, as a Sankalp, may be taken up – more easily. How Sub-Theme (Sankalp) is incentivized, can be decided from time to time. Ensuring achieving Zero Hunger in 2 years is one such extremely critical area that the Hon Prime Minister has on 15 August 2021 called on all local Governments to work towards.

Achieving Thematic goal is deserving of a worthy incentive. The present amount at National level for CFLG is ₹.5.00 Lakhs. The Ministries can add to it by an additional ₹.10 lakhs and State can add to this with ₹.5.00 Lakhs. This ₹.20.00 Lakhs is indicative minimum.



Special Awards

It may be that such instances are just 1 Gram Panchayat in a Block or even none. Perhaps 2-3 in a district, 2-3 in a state, 3 at National level may be chosen. Special Reports on this need to be submitted.

Recognising and incentivising efforts by GoI and States – suggestive numbers

In terms of numbers of awards currently as per guidelines and proposed as per the Incentivisation categories it would be :

Table 1: Existing Awards of MoPR

Level	DDUPSP	NDRGGSP	GPDPA	CFGPA
Gram Panchayat level	0.05% of No of VP	1	1	1
Intermediate Panchayat (Block panchayat)	<500 = 2 500-1000 = 4 >=1000 = 6			
District Panchayat	<50 = 1 >=50 = 2			

Table 2: Proposed National Level awards

Level	Proposed Awards	Proposed awards	
		No of awards	Tentative Total no of Awards*
Gram Panchayat	SDG Development Index	0.05% of VP	125
	SDG Achievement Award	0.05% of VP	125
	Theme Based Award (Themes-9)	9	252
	Special Award	10	10
Block Panchayat	SDG Development Index	<500 = 2 500-1000 = 4 >=1000 = 6	52
	SDG Achievement Award	<500 = 2 500-1000 = 4 >=1000 = 6	52
District Panchayat	SDG Development Index	<50 = 1 >=50 = 2	27
	SDG Achievement Award	<50 = 1 >=50 = 2	27
State Award	SDG Development Index	2	2



	SDG Achievement Award	2	2
	Total		692

* total excludes UT and no of District Panchayat, Block and village panchayat is not available for Meghalaya , Manipur and Mizoram. Intermediate panchayat is not available for Arunachal Pradesh and Goa.

Table 3: Gram Panchayat

Category	Block	District	State	National
SDG Development Index	5% of VP	2% of VP	0.5% of VP	0.05% of VP
SDG Achievement Award	5% of VP	2% of VP	0.5% of VP	0.05% of VP
Theme based award (themes -9)	As many as achieved			
Special Award		1 VP per District	2 VP per state	10

Table 3.1: Total No of Awards for Gram Panchayats-India

Category	Block	District	State	National	Total
SDG Development Index	12533	5013	1253	125	18924
SDG Achievement Award	12533	5013	1253	125	18924
Theme based award (themes -9)	As many as achieved			252	252
Special Award		692	56	10	758
Total	25066	10718	2562	512	38858

* total excludes UT and no of District Panchayat, Block and village panchayat is not available for Meghalaya , Manipur and Mizoram. Intermediate panchayat is not available for Arunachal Pradesh and Goa.

Table 3.2: Example - Tamil Nadu

Category	Block (388)	District (38)	State	Total
SDG Development Index	626	251	63	940
SDG achievement award	626	251	63	940
Theme based award (themes -9)	As many as achieved			



Special Award		38	2	40
Total	1252	540	128	1920

Number of GPs – 12525

This effectively comes to 1-4 Gram Panchayat to a block, which is quite reasonable to expect.

Annexure 16 gives the number of awards for each of the States and UTs, if same incentivisation categories and proportions are used.

The numbers of awards being more does not reduce the value of getting an award. The canvas is huge, progress needs to be measured and shared and efforts recognised. These would enable sharing of progress within a Block, amongst Blocks within a District.

Alternatively, the State can incentivise almost all GPs based on extent of improvements in slabs of incentives so that all GPs are getting rewarded for localisation of SDGs. For eg:

Progress	Incentive
25%-50%	₹20,000/-
Above 50%-70%	₹1,00,000/-
Above 70%	₹3,00,000/-

States while working out their incentivisation system for it, may go for hybrid incentivization where along incentivization on slabs, the Best GPs are also awarded/ recognised.

Panchayat Dashboard and National SDG Dashboard

The Panchayat Development Index should be shown on the Panchayat Dashboard as well as National SDG Dashboard managed by NITI Aayog. NITI Aayog involvement in this process would add great value and bring in sustainable process to this, as well as enable its feeding in to the progress in the National Indicator Framework at country level and provide greater direction in Localisation of SDGs in PRIs.

The District Indicator Framework and Block Indicator Frameworks for monitoring localisation of SDGs is also being worked out by different States. These are both state specific and also cover certain indicators that do not apply as such at Gram Panchayat level.

The Aspirational Districts indicator framework across 115 Districts of the country and the District Indicator Framework of States are seen to be different, though there are a number of common indicators.

Ministries/State Departments Awards to Panchayats & joint sponsoring

Ministries/Departments may be encouraged to give awards for Panchayat participation in achieving best results for Scheme(s) of the Department. For eg: Child Development can look at support to ICDS through Poshan Abhiyan, no crimes against children and others that covers the schemes of the Department in the Panchayat. This would be a big 'win-win' award –For Departments, as scheme performance improves, and Panchayats win, as scheme delivery in Panchayats improves and enables them to reach their Thematic indicators & targets.



Ministries/Departments can jointly sponsor the Thematic awards, Panchayat Development Index Achiever and SDG achievement awards. For eg. Ministry of WCD & Education can sponsor awards for CFLG; Engendered Panchayats awards also by MWCD along with MoRD, Clean & Green Panchayat, can have Rural Development, Agriculture and Environment & Forests sponsoring. Joint sponsoring will bring in convergence and ownership of all Ministries and Departments to Localisation of SDGs in PRIs. Amount for incentivisation will also go up substantially.

This incentivisation system will strongly help to keep moving the Gram Panchayats, Block Panchayat & District Panchayat, to achieving and leading in the quest for achieving SDGs.

7.7.4 Identifying for incentivising

Fairness in comparison

The comparison of like to like in selection for awards is to be maintained. Across various Indexes categorisation of large and small States is done. In the context of Panchayats, adopting the same fairness of approach, selection for awards should be in categories of large panchayats and small panchayats based on population, and the North East. Designing incentives would need to take into account the PESA areas in states, as those would be differing from other parts & must be ensured are covered in the State Incentives in a proportionate manner.

Performance level

The criteria of what level of performance are to be considered for an award/ incentive under each category is indicated below:

1. SDG Panchayat Development Index

The top ranked Panchayats in the Index, may be selected within the 0.10%. The level of score on this also needs to be fixed as a minimum criterion to be awarded.

2. SDG Achievement progress

The delta change on SDG achievement and those showing maximum improvement would need to be considered.

The detailed methods of calculations for both need to be worked out (as done for the SDG India Index by MoSPI). It should be simple and well communicated during the process of CB & T.

3. Thematic achievement

This is a huge achievement and is not likely in year 1.

May be some CFLG Awardees may achieve it. The repetition to the Gram Panchayat may be seen in context of what additional indicators are there and if the Gram Panchayat has continued to maintain the status. This Thematic achievement in particular is not just based on indicator data, but based on the Report card given to the panchayat by the children. UNICEF has already worked on this in Kerala, and that may be duly upscaled for the Localization of SDGs in PRIs. Ministries of WCD, HRD & PR can jointly work on the CB & T on this Theme.

4. Special Awards

These being innovative and exceptional, there is need to identify them at the Block level and District level from amongst the Gram Panchayats that have done such exceptional work. They need to also submit a Report which would need to be uploaded on the Dashboard.

In addition, hence to the core mechanism of the Dashboard the panchayat would also need to submit its self-assessment and progress report. Further details of this need to be worked out and



issued in guidelines drawing from existing process guidelines for MoPR awards which are very comprehensive and most of it is valid in the localization of SDGs awards framework.

Selection for Awards primarily done through the mechanism of self-assessment, peer-reviews, index scores, external assessment for State level and for National level awards by Independent Evaluation would be adding special value and credibility to the selection.

In summary on mechanism of ranking

- Panchayats can be ranked based on Localised SDG indicators using the Dashboard
- Self-assessment and submission of progress would be necessary and community & peer review forms a part of the mechanism for evidence-based monitoring.
- Panchayats that have practised innovative approaches and practices in SDG achievement would be identified in the meetings of quality circles and further in Block and District level Committees that are monitoring the Localisation of SDGs and must send in their Report.
- Partnership with Institutions: Support of Universities and Research Institutions (ICSSR institutes, Private Research Institutes etc) for identifying the Panchayats especially for National, State and Special Awards for innovative work.
- Like for like comparison by categories.

Source of funding Incentivisation initiatives

Cash incentives is a prime mover, but needs to be good enough to be a motivator. Available budget and innovative partnerships can increase this.

The source of funding the incentivisation could be as follows:

- MoPR to fund National Awards for best performing Panchayats as per the SDG PDI, SDG Achievement, Thematic areas and Special Awards
- MoPR to include funding for Incentives in RGSA State component to support State incentivization for SDGs in PRIs
- Ministries to incentivize for scheme(s) achievement with PRI participation and jointly sponsor awards.
- State Awards to be funded by State, which may also choose in convergence with line department funds
- Banks, private organisations, local associations etc., can also incentivise, specific or overall progress

Fund pooling from Ministries/Departments can lead to considerable increase in quantum of funding as incentives, and greater participation and convergence.

XV - Finance Commission

SDGs figure in the Report of the XV Finance Commission. The contributory factors towards achieving SDGs such as flagship schemes on water and sanitation, growth rate on one hand, it flags issues of stunting, U5MR, hunger and nutrition, GHG emission, environment quality, natural resource sustainability covering SDGs 2,3,7,13,15, while emphasising the importance of achieving SDGs for the country. In this context, 60% of the XV Finance Commission funds devolved are given as tied grants for water and sanitation supporting the Flagship Schemes, that covers SDG 6.



8.13 Finally, India is a signatory to three large global frameworks, which were created in 2015: Sustainable Development Goals (SDGs), Paris Agreement on Climate Change and Sendai Framework on Disaster Risk Reduction (SFDRR). These frameworks call for a set of interrelated actions on the part of governments and other stakeholders, which improve mitigation and adaptation, strengthen regulations, reduce risks and vulnerabilities and build greater resilience at the level of the state and civil society. India's commitment to these frameworks call for enabling actions so that we achieve the key indicators of these development frameworks. – Report of the XV Finance Commission

10.80 We have accepted, after deliberations with experts, the broad outline of the expected activities proposed by MoSPI which is given in Table 10.8. However, this list of indicators is suggestive and may be revised and finalised by MoSPI in consultation with States.–Report of the XV Finance Commission

Table 10.8: List of Milestones for Variable Component of Statistics Grants includes the Milestone of State monitoring framework for SDGs and dynamic updating with National SDG Dashboard for becoming eligible for the Variable Release

The action taken by MoSPI as mentioned above is praiseworthy. Being the Chief Architect of the NIF, the importance of localisation of SDGs starting with ownership of State to prepare an SIF & link to National Dashboard has been flagged for variable incentivisation access.

Like the XIV Finance Commission had led the transformation for Panchayat level planning with the GPPD, the XV Finance Commission increased the devolution amount to the PRIs, the next Finance Commission can ensure the transformation outcomes are seen by incentivising achievement of SDGs in PRIs, by setting appropriate benchmarks and milestones to be achieved.

With over ₹. 2 lakh crores being devolved (XV FC), part of this will ignite and fuel the rest of the Decade for Action in Local Self-Governments, with Ministries taking ownership and aligning, monitoring and incentivising State Governments/State Departments & State Finance Commission also getting involved and incentivising, we would be firing on all cylinders to localise and achieve SDGs in PRIs. It would be ideal if these need not wait for 2026. Other than the 2 years already almost done in the Decade for Action for SDGs, COVID has pushed back progress on all fronts.

Funding for incentives by MoPR

For MoPR to include funding for Incentives under revamped RGSA, possibilities are-

- Increase of total allocation to MoPR (best case scenario)
- Increase in allocation to RGSA under MoPR from other MoPR Schemes, clearly for the incentivisation
- Within existing budget, reallocate amongst components in RGSA Fund available for strengthening PRIs. eg: amount provided for GP construction and economic development project could be partly shifted to be utilized for incentivization of Gram Panchayats on SDGs. In view of the constant expenditure on rural infrastructure, MoPR, may like to look at incentivizing progress in SDGs achieved in Panchayats. The incentive so received can then be used for further purposes of achieving SDGs and meeting other needs in the Panchayat including the GP Construction or the Economic development activity. This leads to a virtuous cycle.

The quantum of funds required would substantially go up in subsequent years.



Beyond the Cash incentive – Award, Recognition

Incentives are not just monetary. Recognition, Award, (Plaque, Certificate), identified as Resource person for Training, selection as Exposure visit host, Media coverage, Interview, Best Practices documentation, invited as a Speaker for Seminars at various levels are all also incentives. Participation in District, State National, International forums of such top notch Gram Panchayat in localization of SDGs would be surely seen as an incentive.

Selected for Exposure Visits

Exposure visits should be promoted to best performing GPs on SDGs, which can be integrated under the Training and Capacity Building plan for PRIs under RGSA scheme as well as in that of Departments concerned.

Panchayats identified for playing host for Exposure visits are also learning grounds for Panchayat in the area and are beacons.

Being selected for Exposure visits plays, an important role in motivating the elected representatives and officials as having been identified for great work done, while also providing opportunities to interact with institutions and individuals who have also performed very well/better and also to learn from each other. The Peer Learning Centres already established during the last few years should be motivated to take steps in achieving the SDG goals at the grassroots levels. The exposure visits could be planned in an organised manner to disseminate the SDG achievements by the Panchayats.

- National award-winning Panchayats to be taken to award winning Panchayats in the neighboring states
- State award winning Panchayats at district level to be taken to award winning Panchayats in neighboring districts
- State award winning Panchayats at block level to be taken to award winning Panchayats in the neighboring blocks or within the district.
- Identification of best performing Elected representatives and officials belonging to Panchayats and grooming them as Resource persons

Role of Media

Media should be involved in playing an effective role in propagating and disseminating information. Wide media coverage should be done for those Panchayats that received awards so that it will serve as a learning curve for rest of the Panchayats as well as encourage others to reach greater heights. Sponsored Programme on progress on localization of SDGs on TV, use of Radio; FM, to present the work done, would be a great recognition.

Partnership with Institutions

- Journalism and Mass Communication students, Academic Institution could be asked to document the best panchayats using different modes – audio, visual, print media, new media etc.
- Doordarshan and State departments of Information and Publicity could be used for documenting and dissemination of best practices in SDG achievement
- Use of Prasar Bharati for documenting discussions and interviews with best performing Elected representatives and officials.



Incentivisation and Replication

Incentivisation for performance on SDGs should not be limited to only monetary benefits/ recognition but should be encouraged for its replication in other Panchayats. This should be integral to the processes under RGSA.

The above SDG Achievement awards and exposure visits would help in identifying and recognizing achievement of nearly 26,000 Panchayats across the tiers of PRIs every year across the country and would help in motivating and learning from others

Block Panchayats' and District Panchayats 'Awards

Incentivization for Block Panchayats and District Panchayats is to follow the same pattern of categories for incentives.

Differing levels of devolution in States would mean the role actually played by BPs & DPs would be different.

However, there is need to incentivize Blocks and Districts as units for localization of SDGs.

National Awards for Block and District

The types of Awards would be the same as for Gram Panchayats. The number of Gram Panchayats in a Block that achieve SDGs in the Gram Panchayat level assessment reflecting at totals at Block level and at District level would be the basis for their performance. Hence if a Block is to do better it needs to support the Gram Panchayats. The role of a Block in this needs to be also stated by the Block, in addition to the calculation that comes based on Panchayat Development Index, SDG Achievement. Special Award for innovative work may be considered for Block or District if there is something outstanding.

State Awards to District and Blocks

Similar frame for top 3 Districts and blocks needs to be put in States.

Numbers of Awards to Block and District Panchayats

The same numbers of blocks and district may be continued for National level awards by category of SDG awards.

Table 4: Block Panchayat

Category	District level	State Level	National Level
SDG Development Index	<500 = 1 500-1000 = 2 >=1000 = 3	<500 = 1 500-1000 = 2 >=1000 = 3	<500 = 2 500-1000 = 4 >=1000 = 6
SDG achievement award	<500 = 1 500-1000 = 2 >=1000 = 3	<500 = 1 500-1000 = 2 >=1000 = 3	<500 = 2 500-1000 = 4 >=1000 = 6

Table 5: District Panchayat



Category	State Level	National Level
SDG Development Index	<50 = 1 >=50 = 2	<50 = 1 >=50 = 2
SDG achievement award	<50 = 1 >=50 = 2	<50 = 1 >=50 = 2

Capacity Building

The Panchayats, officials, assessors, statisticians and others concerned would need to be familiarised with the incentivisation process.

Award to State for localization of SDGs in PRIs in State

NITI Aayog, with the mandate of overall supervision of the Agenda 2030, prepared the first ever sub-national Index for SDGs for India in 2018, which ranks all States/UTs based on their performance under the SDG framework. The Index also highlights the areas where the States/UTs have made progress and those issues which demand attention.

To rank the performance of States/UTs based on their achievements across SDG, for every goal, all States/UTs were ranked. A composite score was also calculated, which ranked the States/UTs based on their overall performance across multiple goals. From SDG India Index 2.0 NITI Aayog

Ranking Localization of SDGs in PRIs by NITI Aayog, would add tremendous value to the efforts and institutionalize it. On the various categories for awards/incentives for Gram Panchayats, the State's performance for localization of SDGS in PRIs is to be assessed. The States that show the best performance, top 2 or 3, should be given a National Award. This would provide an organic link from National level to States in recognition of the crucial role States play.

States may take a lead to incentivise and can take a thematic saturation approach (eg: Kerala) and incentivise that, or follow the MoPR awards and replicate that and better it (eg: Odisha). When more Ministries come on board which is urgently required, it would give more opportunities and options for States to incentivise Panchayats in localising SDGs.

It is necessary for States to be supported to put in place the incentivisation mechanism in the way the States would like to do it. The diverse ways would give various learnings on mechanisms for incentivisation. It would also ensure involvement of states in the entire process.

Maintenance

GPs have the responsibility to maintain their assets & delivers basic services. Funds for this are mostly from the Central Finance Commission grant, State Finance Commission grant and own source of revenue generation.

Achieved themes are also to be sustained. How the progress and achievement will be sustained is a challenge for Panchayats. As Panchayats are increasing their work to reach various targets under localization of SDGs, their incentives for reaching them, needs to be subsequently supported by a maintenance incentive that encourages and puts them on track to retain their high levels of performance and prevent them from falling. This can be considered in future years as Maintenance incentive. This needs to be built in subsequent years.





Chapter 7.8: Integrating SDGs in Revamped RGSA

India has had a long tradition of Panchayats in one form or another. In the olden days, the inhabitants of a village used to meet together under the leadership of village elders to discuss and resolve village problems. This system displayed the spirit of participatory democracy. Mahatma Gandhi advocated for 'Gram Swaraj' and argued for the handing over certain powers to the villagers. The 73rd Constitutional Amendment passed by the Parliament in the year 1993 was a pioneering step in decentralizing political power in India. The 2.5 lakh Gram Panchayats in the country have been entrusted to provide basic services in the villages and plan for local economic development and social justice.

Gram Panchayat is an institution that is to ensure their participation of people in village level planning and governance wherein they can advocate their developmental aspirations. This bottom-up approach is meant to reflect felt need of various stakeholders. Gram Sabha is vital as a decision-making body at the bottom. This process reflects practice of direct democracy at the village level. The relationship between the elected representatives of the Gram Panchayat and Gram Sabha is of direct answerability to the electorate for on ground facts.

GPs as local governments have a critical role in ensuring the participation and inclusion of the poor, the marginalized and vulnerable groups in decision-making. Several rural development and social justice programmes are also implemented by GPs. In addition, GPs provide civic services such as drinking water, sanitations, roads, street lights etc. As a result, the functioning of the GP has direct impact on lives of millions of rural people. Hence, the role of the GP is critical for overall inclusive development as well as for deepening democracy through participatory governance.

We recognize that opportunities for people to influence their lives and future, participate in decision-making and voice their concerns are fundamental for sustainable development. We underscore that sustainable development requires concrete and urgent action. It can only be achieved with a broad alliance of people, governments, civil society and the private sector, all working together to secure the future we want for present and future generations - From The Future We Want, UN Document on Sustainable Development endorsed by Heads of State and Government

7.8.1 Localising SDGs in PRIs and integration

'Localising' is the process of recognising subnational contexts in the achievement of the 2030 Agenda, from the setting of goals and targets, to determining the means of implementation and using indicators to measure and monitor progress, in addition to raising awareness through advocacy. Localisation relates both to how local and sub-national governments can support the achievement of the SDGs through bottom-up action as well as how the SDGs can provide a framework for local development policy... These entail participatory planning, implementation, and evaluation - Early Lessons from Localising of SDGs 2019, NITI Aayog.

During last 3 years of implementation of RGSA from 2018-19 to 2020-21, there has been significant progress in capacity building of elected Representatives and other stakeholders of Panchayat Raj Institutions on core functions going through Gram Panchayats, Block Panchayat & District Panchayat. Number of new initiatives in strengthening Capacity Building and Training has been taken as also in improving functioning of PRIs and enabling use of technology, with a wide



range of applications that strengthen processes of Panchayat planning, preparation of GPDP, financial management and accountability. These all have built a solid foundation for focusing on localising SDGs in PRIs and integrating SDGs into revamped RGSA.

Though SDGs was one of stated objectives of the restructured RGSA, the design and strategy focus on achieving SDGs in GPs needs emphasis. Undoubtedly the localization of SDGs in PRIs involves whole of government and whole of society approach with series of interventions that look to bring attention to grassroots working in a continued manner, goals in mind. Support for PESA areas with separate focus is to be given in the revamped RGSA in design of training, mechanisms for convergence, planning and reviews.

The strategy and process in States maybe different due to inherent issues, some of which are, extent of devolution, participation of frontline/ department workers, process of convergence of PRI with Departments, data availability, non-accessibility of data, monitoring mechanism below district level, capacity of PRIs in data monitoring and analysis for action, etc.

For this, the link between SDGs and functional domains of Panchayats in each State needs to be mapped. The intensity of Panchayats' role viz. what they can do to a sustainable degree, what on marginal degree, and what they cannot do need also to be clear. The vertical and horizontal linkages, convergence possibilities, and capacity building strategies to be planned.

Capacity Building and Training

The GPDP process – supported by the Ministry of Panchayati Raj's policy enablers and capacity building exercises – created conducive conditions for local self-governance institutions, particularly, the Gram Panchayats (institutions of rural local self-governance) to integrate SDGs into development action on the ground. Many States have also initiated capacity building of local self-governance institutions on the same.

The district administration plays an important role in scrutinising and endorsing local government plans. As a result, awareness of the district administration on SDGs assumes importance - Early Lessons from Localising of SDGs 2019, NITI Aayog

The attainment of SDGs to a great extent depends on the performance of Panchayats in aligning GPDPs in this direction. Being the instruments of grassroot planning and implementation, localisation of SDGs cannot be aligned unless imbibed by the Gram Panchayats.

The key principles of SDGs, i.e., Leaving No One Behind, reaching the farthest first and universal coverage, along with gender equality must to be embedded in the design of all capacity building interventions including trainings, training modules and materials.

Understanding SDGs as what they mean to people, planet, peace and prosperity and the role to play, in partnership to achieve them in rural areas, is required for the district administration and all working with the PRIs, from government, in particular officials and field personnel working on flagship schemes of Centre & State, NGOs, business, Universities, community, PRI Elected Representatives and Trainers and other stakeholders for various Themes. When the people involved feel for it, they look for ways to work to the potential, of their contribution in whichever



capacity, so that targets are achieved. This understanding and feel is what Capacity Building and Training for integrating SDGs has to deliver.

Expanding outreach covering officials at different levels, covering people from different institutions, but most importantly covering the community and Elected Representatives, is necessary. CB & T for the media and Elected Representatives to Central and State legislatures with special reference to localization of SDGs, is also required. Necessarily the modes of training suitable to cater to the different & larger clientele are to be chosen.

This can be done through using Multi-mode and multi-location training strategy, Decentralized training management with umbrella architecture like framework, Networking / Collaboration with other state / district level training institute of various departments, Partnering with CSOs / Academic Institutions / PIAs of DDUGKY / Engineering Colleges, proper planning, among the existing ETCs / PTCs / DPRCs and BTCs, anchored by SIRD&PR, Migration from the cascade mode of training to a dedicated LMS platform by respective State SIRD&PR ensuring also mobilization of a cadre of Master Trainers with certification on the basis of digital self-assessment, Distance mode of training by using hybrid SATCOM, virtual training in the format of e-modules supplemented with thematic communication material, whiteboard animation films and e-materials, Uses of quiz – contest based training in MCQ format. Mass media (radio, TV) and local folk media and other mass awareness generation through IEC interventions from State to GPs. Preparation of web based Resources Repository in terms of modules, manuals, videos, whiteboard animations, primers, quiz, question bank etc., Dash board portal of training and learning etc.

The strengths and IEC/Capacity Building and Training of different Institutions/Experts, schemes of different Departments/Ministries are to be conjointly used for this end. Sanitation covered by Trainers provided under Capacity Building & Training of SBM, anyway are to train and work with the PRIs and others concerned, repetition of this under RGSA is totally unwarranted. Working with the Training programme of SBM, (which has a much larger budget), to cover targets of Theme Clean & Green, would be far more fruitful for enabling work on the Theme, as also lead to better results under SBM. With training convergence, has been initiated move to achieving SDGs with convergent action. RGSA needs to look to build its Capacity Building & Training to take on where the nodal Department/linked Ministries do not have the component available/not included in its plan.

Action on SDGs is a long term continuous process, with focused programmes on various Themes and Targets thereunder, covered therein. Capacity Building and Training also is a well-planned continuous process as per the Roadmap for Capacity Building and Training for IEC, jointly worked with Departments and various partner Institutions, with mapping of requirement, clientele, vis-à-vis locations of training, choice of mode and a joint training calendar. Total Quality Management of Training would be a tall order given the above coverage to be done. However, taking action towards that, and especially for the most critical training is a must.

It is hence envisaged that there would be at least 9 main pathways for action on 9 Themes with multiple branches with various departments and Institutions. Every month inputs and discussions on various targets, aspects of the Themes, are to be built in.

Follow up programmes in Quality Circles, Workshops and seminars using various modes of training and interaction would be required which provides concurrent monitoring and evaluation of ongoing programmes.



While open for all, it would be more effective to take this as a demand driven programme for Gram Panchayats with special programmes for beacon Panchayats and those needing special attention.

Mentoring

Mentoring is essential for the entire process for working for achieving the SDGs. As follow up action of various training programmes mentoring arrangements from among the RPs / trainers / master trainers, can be made.

Mentors themselves need to come together for continued raising of their own level and peer learning. Achievers/Front runners in Panchayat Presidents, Sector enablers, may also be invited to these sessions.

Timing for training for Elected Representatives

In localizing SDGs in PRIs, it must be ensured that this is virtually the opening session of the Capacity Building and Training for the Elected Representatives first time elect or otherwise. That will set the tone for all that is to come. This is an essential departure from the current design on 1st time elected to get only basic induction with respect to Panchayat administration, accounts, 29 subjects etc. training and that Refresher Programme which is after 2 years is when SDGs come in. There can be no wait for this. It starts on day 1 and continues in different ways till achieving and maintaining. What comes then and as PRIs progress is a flexible process interlinked with various schemes and priorities. To provide access to online material for trainers, mentors, officials, PRI Elected Representatives, anyone who wants to learn more, there needs to be mandatory focus on Development Sectors-specific Toolkits on SDGs for Local Governments. Capacity building of faculty etc. of SPRC, DPRC should be done regularly.

Dashboard & use of ICT

The integration of apps and ICT developments and portals of different connected schemes at Panchayat level, as well as at Block & District level is necessary for convergent action, and monitoring. Within MoPR, all schemes relevant apps need to come together on the Dashboard as needed for use for localising of SDGs in PRIs.

Use of ICT and new Technology has tremendous potential for local level advocacy. Further this will help in better dissemination of information and consultation with all stakeholders, provide more transparency and encourage greater participation by stakeholders. ICT plays a significant role in making service provision responsive to local needs and in altering the citizen -service provider relationship.

MIS is to be integrated with E Gram Swaraj, etc. as well as the Training management Portal for seamless implementation of different CB&T activities at the GP level to the State level & monitoring of training activities and Evaluation of trainings. Steps higher would be the establishment of an effective monitoring and evaluation system through synergy of RGSA MIS, on Localising SDGs on the dashboard.

An **SDG dashboard** is to be developed with Theme-wise, sector wise presentation of activities implemented by Gram Panchayats covering all States/ UTs. Designing of the dashboard would enable for customized view for Panchayats and subsequently sub-Panchayat level.

Dashboard for localizing SDGs at Gram Panchayat level is a central concept. Its features would include:



- High degree of Visualisation
- Tool Kit on Planning and Monitoring SDGs, providing Panchayats a web-based work board
- Preparation of GPDP for Panchayats using workboard
- Planning and Monitoring of SDGs
- Convergence in planning & implementation, with tracking
- Resource mobilisation
- Setting targets and measurable indicators
- Comparison with others on targets, plans and activities in the State
- Integrated Data entry mechanism for all relevant apps of MoPR.
- Three levels of planning - can be integrated
 - GP
 - Block/ Panchayat Union
 - District Panchayat
- Best Practices – State , National, International
- Searchable database at all levels
- Front End and Back End of the Dash Board –Front end, the Panchayat end - a work board and for local action information sharing ; Back end - comparison with other panchayats; information;
- Presenting of Panchayat information at Panchayat level to be shared in the Panchayat, for activities planned in the Panchayat, works taken up, IEC etc, as per GPDP action plan.
- Tool for the Panchayat to take its disclosure and work to the Gram Sabha
- Mobile compatible, alerts of sms, other features for sharing with the community.
- Provision for data entry on different aspects from local level to National Level
- Presents the Visualised Development Report to Panchayat
- Tools and Features covering – Adding Banner, Events, Downloads, Indicators, Divisions, disseminate information to Panchayats, Capacity Building activities and Visualization for use from SIRD

More focus on functional and digital literacy Training programme with emphasis on use of Dashboard, E-Gram Swaraj, Audit Online, PFMS, etc. for ERs and Panchayat functionaries should be given priority.

7.8.2 Strengthening of GPDP/BPDP/DPDP process

Since GPDPs are to be prepared in a participatory manner and also approved by the village council (Gram Sabha), integrating SDGs into these plans is an important step to effect change on ground and ensure transformative impact- - Early Lessons from Localising of SDGs 2019, NITI Aayog.

GPDP

The localizing SDGs framework in rural areas could be used as a consolidating tool for actions and impacts, on the ground, on a range of issues that promote and support GP level development. Integration of SDGs into GPDP presents a natural synergy between the two initiatives. The location of the SDGs within the GPDP can provide GPs with a vision for development that is local, while in sync with national & global priorities, providing the thrust that is required for the SDGs to be a reality.



Local community action at the GP level is essential to the achievement of the SDGs, for the simple reason that SDGs is for all. In a heterogeneous context, achievement of the SDGs hinges on localized action with GPs playing a significant role as the Panchayats are the basic unit of administration that is nearest to the people. It is best placed to design & implement locally relevant plans aligned to local priorities. Indeed, the GPDPs should be responsive to the SDG Goals and Targets in a manner in which the local planning and execution of actions will lead to achieving SDGs in the village and contribute to India achieving the SDG by 2030. Sustainable rural development is vital to the economic, social and environmental viability of India. As many SDG indicators are overwhelmingly rural, it is essential that such indicators gets manifested in the development planning at the grassroots level.

To what extent do all the schemes address the most vulnerable, how does the Panchayat address the issues of the most vulnerable, is the core principle of LNOB of SDGs addressed in the GPDP, are environmental concerns finding place in GPDP, on which areas in socio-economic development is there more to be done - are these identified and plans prepared and incorporated in the GPDP, etc. These are amongst the many questions that need to be asked for understanding why SDGs need to be integrated into GPDP.

The process of planning, implementation and review is central to Government role and power. The Central Government with the Union Budget and the State Government with the State Budget spell out what is the Annual Plan across various sectors, the fund allocation and what will that be used for. The same is also the time to review the performance of the previous year as against the plan prepared. In all sectors presented in the budget, the control of the Centre/State on the funds deployment and ensuring its plan is carried forward rests with it.

The same cannot be said of the third tier of government, the 3 tiers of local self- government at District, Block & Panchayat level. Devolution of powers continues to vary from State to State. The Gram Panchayat/Block Panchayat/ District Panchayat are expected to prepare GPDP/BPDP/DPDP on all the 29 subjects, many of which the funds are not placed at their disposal, nor do they have any say in the implementation of the scheme components. Enabling systems for need assessment of the Panchayats for design and policy are not structured.

Effective localisation of SDGs requires linking budgets to the local plans which in turn requires an approach that fosters vertical as well as horizontal convergence. It also requires devising strategies for effective monitoring to allow for course correction at the local levels- Early lessons from Localising of SDGs 2019 - NITIAayog.

The GPs have the constitutional mandate for providing social justice and economic development, which can be realised through an enabling policy environment with adequate resource envelope at the disposal of GPs. The tied and untied funds for Panchayats have provided adequate financial resources for their holistic development with special focus on the most excluded and marginalised sections. Through GPDP, comprehensive development of rural areas is possible and thereby steadily moving towards the global agenda of SDGs.

Focus of process

The focus in GPDP should be to shift from quantity to quality in planning with the aim of bridging the gap, so as to achieve the Themes (SDGs) in a phased manner. The training on the process of preparation of GPDP for Facilitation teams would need to be fully oriented to the Thematic framework and they should be immersed in the process for achieving the SDGs through



year on year progress and developments. Peoples' Plan Campaign should be in sync with this. The adoption of atleast one Theme achievement in each GPDP cycle by each Gram Panchayat should be ensured on a mission mode through People's Plan Campaign.

Data and Dashboard

Data sharing and robust data management systems become crucial for this and has to be worked on jointly by all Ministries and Departments in States. Mission Antyodaya Survey should be expanded to include the identified SDG indicators in its parameters.

The Dashboard used for the GPDP will give the Gram Panchayat the budgetary allocation made for different Themes and how far they are addressing their issues in the GP. GP's own funds allocations; allocation from Schemes of Departments/Ministries and the other sources of support get mapped to Themes /targets and indicators, to where the money is going and whether those are the priority areas and needs.

Innovative use of RGSA

The innovative use of gap filling by RGSA needs to be linked to specific SDGs/Thematic outcomes/targets achievements. How PRIs can add the bridging factor to multiple sources of different inputs on project specific basis can be considered, ensuring the multiple sources are tapped and put together

It needs to be also forming part of the GPDP and not left to stand alone, as then this innovative effort would not find place in the overall plan for the Gram Panchayat, or the funds flow to Gram Panchayat or beneficiaries covered. This would also enable the Gram Panchayat to update its list of poor and vulnerable and assistance received by them.

For eg: West Bengal provides useful insights as to how they localise the SDGs on the implementation of economic development projects. Their PRA/PLA exercise should be taken note of by all States / UTs for assistance.

BPDP and DPDP

GPDP process should be supported and feed into the BPDP & thereon to DPDP, so that all are in sync with the Thematic targets being worked on. Towards this end, BPDPs and DPDPs are also to be formulated in true spirit and the capacities of ERs need to be enhanced. This enables sourcing of schemes and funds for needs of Gram Panchayats support to Gram Panchayats as well as addressing issues at Block and District level for the integrated approach required to achieve SDGs.

Mentoring

Development of group of Facilitators / Mentors from amongst Trainers, Institutions, DRCP, CBOs, etc for all the three tiers of Panchayati Raj Institutions to help the panchayats in preparation of holistic GPDP primarily, and also link for BPDP and DPDP is need of the hour.

They would need to be trained also on use of Dashboard, preparation of Development Status Reports, Panchayat ranking, analysis and taking up further plans with Gram Panchayats, in flexible and multiple ways suited to each Gram Panchayat, with continuing focus on the various targets of Themes to achieve the SDGs.

To achieve the SDGs, the efficient and effective functioning of local governments is essential. strengthening the capacities of Panchayati Raj Institutions (PRIs) for rural local



governance to become more responsive towards local development needs, preparing the participatory plans that leverage technology, efficient and optimum utilization of available resources for realizing sustainable solutions to local problems; linked to Sustainable Development Goals (SDGs) is essential. Clear guidelines on How to prepare plans integrating SDGs is required.

Gram Sabha

In integrating SDGs in RGSA, making Gram sabha vibrant is necessary and linked to the achieving of SDGs, as a people's movement. Creating awareness by use of IEC, on Themes, issues like climate change, disaster management, addressing issues and concerns for women and children, and other local issues, organising events, for youth, children, involvement of partnering institutions, in particular under universities speak SDGs, increased convergence of PRIs and SHGs, reaching out to every hamlet in the Panchayat, having regular programmes and action on various chosen targets with departments connected, communicating through use of multi-media, in particular use of IT and Dashboard of information sharing etc. Ward sabha, Bal sabha, Mahila sabhas can be connected to Themes and organised. All these will not only add to the efforts of MoPR towards Vibrant gram sabhas, but also improve participatory planning, implementation and monitoring processes of GPDP and add people's power to achieving SDGs.

It is an agenda of the people, by the people and for the people – and this we believe, will ensure its success – Transforming our World – The 2030 Agenda for sustainable Development – UN

Best practices

An efficient system of documenting Best Practices is an **absolute must**. This has to be covering the total gamut of progress in PRIs along with Departments, Institutions, using multi-media, multi-platforms, and levels from local to international. Systemically and systematically these need to be collected and worked on.

An online portal with theme wise /Goal wise presentation of best practices is to be put in place which would be useful to list out convergent actions carried out in the localization process with credit to Departments & Ministries. These then find place in the Scheme achievements of Ministries/Departments. Content management team to be in place for online portal management at National, State & sub-state level.

Local, block level, district, country level and international best practices are to be made available to see, in local language also, and the best from the area get exposure to all, including international level, in English. Mechanisms for sharing in various platforms and forums to be provided. Multi-media to be used.

Linkages with various websites and support from Institutions and specialised agencies for documentation and training to teams at District level needs to be done immediately.

Documents of Best practices to be brought out Thematically, Ministry/Department wise, innovative work etc, at different levels. Sharing from these in the VNR at HLPF of the UN can be done by NITI Aayog.

Linking Exposure visits & Peer Learning Centres to Best practices in Panchayats, where models are visible, and in convergence with other Departments schemes needs to be increased. National & International exposure to National and State award winners to be organised. Wherever the Departments/Ministries/States, are on-boarded, it can be funded by them; else it must be from RGSA.



Best practices cover also thought provoking, insightful, stories and success that is sustainable and inclusive. Documentation and dissemination of best practices on SDGs in Local Governments, would be an extremely powerful tool for capacity building and creating awareness through use in IEC.

Partners, Mapping and Convergence

Convergence can take initiative from the Trainings that may lead to next level, ultimately leading to programmatic convergence.

In addition to looking at Training, within Rural Development & Panchayat Raj, which have the primary roles in Ministry level, and mostly are a single Department in States, convergence must be worked out, immediately to set right own backyard. eg: At Ministry level, Ministry of Jal Sakthi dealing with 2 extremely important Missions of Drinking Water and Sanitation that goes through most States also by Rural Development & Panchayat Raj.

Revamped RGSA must provide the platform for enabling this convergence from Ministry instructions and guidelines to field implementation. For this, the link between SDGs and functional domains of Departments and Panchayats in each State needs to be mapped. Mapping all resources, data sharing and app. sharing mechanisms, training, monitoring etc. and putting in place convergent plans and actions would be addressing multiple SDGs and multiple Themes.

Local resources need to be tapped and thereby localized solutions can be used to address local problems. State must identify eminent institutions including Local Institutions / Universities / NGOs, SRLM Associations and other CBOs for handholding support for training, IEC, preparation of GPDP and further follow up and enter into MoU with such Institutions with possible areas of cooperation. Embedding CSOs and other institutions early on can help localising SDGs and in identifying hotspots for targeting intervention by all partners. SPRCs and DPRCs should be made responsible for developing network with academic institutions etc .

It is essential to prioritise and give major thrust on PRI-SHG convergence in the Capacity Building & Training programmes, through joint training programmes to ensure effective community mobilisation and greater convergence with PRIs of flagship programs implemented by GoI and in working in Gram Panchayats. Existing indicators for PRI-SHG convergence need to be placed in the framework for RGSA monitoring.

Handholding facilitator/mentoring support is needed throughout the period till the point of ensuring Gram Panchayats, Block Panchayats and District Panchayats will now go on their own. It is to be understood as beyond preparation of GPDP covering the whole process to achieving SDGs and Themes in the Gram Panchayats and by the PRIs. Building of such a mechanism and network of persons in a Gram Panchayat is subject to impact of changes to Elected Representatives on next round of Elections, where the rotation as per Act automatically moves some of the Elected Representatives out of position for even contesting.

Working with Block Panchayats and District Panchayats on this depends even more on the devolution of powers and roles and functions assigned to them.

Specific guidelines for handholding support at GP level (BP & DP also) to be developed and mandatory submission of list of such organizations / academic institutions while submission of AAPs should be there.

Localising of SDGs needs setting up of Block Resource Centres which may be promoted with converging resources.



Integration into different projects under MoPR – eg: Model Cluster Development Project emphasis to train different categories of people at the cluster level including cluster level resource persons. Training on SDGs is to be a part and parcel of the project, outcomes from panchayats from the Cluster Development project should be mapped against SDGs.

Capacity Building and Training of RGSA for Localisation of SDGs should be integrated into the trainings, and NIRD training calendar which covers areas such as GPDP, 15th Finance Commission Grants and Sector enablers. Thematic issues relating to SDGs to be included. Workshop, seminars, to be conducted and Documentation, Journals etc. should be brought out by NIRD.

Committees

Strengthening of Panchayat Standing Committees and Convergence: The three issues that need immediate attention are i) whether required Standing Committees exist and are functional in the Gram Panchayat ii) Whether the existing Scheme Committees are functional. iii) Whether the Scheme Committee and Standing Committee work together for various matters connected to the Scheme and for the GPDP, as these Committees tend to operate in a compartmentalised manner. Given the cross-cutting nature of the SDGs, several Committees are usually concerned with different goals and there is need for co-ordination between the various Committees and strengthening of the Committees.

Transforming Panchayat Elected Representatives as Sector Enablers: RGSA has taken up training for Sector enablers. This can be strengthened with continuing programmes with focus for Panches or the Ward Members of all Gram Panchayats on the key development challenges faced by the country viz. poverty, public health, nutrition, education, gender equality, sanitation, drinking water, livelihood generation, climate change, desertification etc., which are part of SDGs, and correlating these issues to the Panchayats and the 9 Themes for action, including Child friendly village, socially secured village, village of good governance and engendered development in village.

The departmental role in these and working with the Scheme Committees as a single unit with the Panchayat Committee/Sector enabler is to be emphasised. Either through the scheme Capacity Building & Training processes or through RGSA CB & T and processes, broad basing of the Committee is required for taking the SDGs forward in a continuous manner.

Addressing the Sector enabler, Standing Committee and Scheme Committee jointly through provision under Capacity Building and Training of the Scheme/RGSA (if required), and placing it to them to work for achieving SDGs - targets-indicators relevant would be quite fruitful with or without State guidelines, as they are the stakeholders and their actions will make a difference to their lives.

This would enable to utilize their services in implementing different developmental activities at the grassroots level towards making Panchayats and Committees the fulcrum of rural transformation not only in all Government schemes but also as powerful agents of social, economic and environmental change.

Incentivisation

Attempts to push the Agenda 2030 forward have been, countered with the question of is it being funded, at key levels in government. Schemes of Ministries and States attract attention due to funds attached to them. Impact of scheme performance is seen in improvement to SDG



indicators. The varied performance of States, within States, district, blocks, indicators with low scores, issues of National and global importance are yet to be taken for action.

Incentivizing the PRIs has been a widely discussed topic within SDG advocacy discourses.

Financing for SDGs, on a set of parameters to be achieved through a LIF for Panchayats of all 3 tiers and to the State will draw greater interest.

Achieving the Sustainable Development Goals (SDGs) demands a coordinated approach at grassroot level. Incentivisation down to level of Gram Panchayats, and Block Panchayats and District Panchayats through various Ministries pooling funds, as well as, direct link to indicators connected to the schemes will push the SDG Agenda forward.

States involvement in this is necessary for transformation through incentives that are multi-level, multi-dimensional and multi-variety. Incentivisation of PRIs will move forward the adoption and achievement of SDGs, with focussed planning through GPDP and progress seen through indicators & assessments.

Incentivisation for Localisation of SDGs should be an **integral part** of RGSA as the scheme aims to strengthen PRIs for achieving SDGs.

The incentivizing of all 3 tier PRIs for their performance would be in appreciation of the efforts being taken by them and in order to encourage them for addressing SDGs, and to further encourage them to perform better in achieving the SDGs.

Incentivisation resources should be augmented but it should not adversely impact the CB component. States can choose Incentivisation with reduced CB as they move on / or can have a ceiling increased.

Incentivisation presently being done under the awards of DDUPSP may be oriented towards Localising of SDGs being clearly assessed through -

- i. Panchayat Development Index
- ii. SDG Achievement Progress
- iii. Thematic achievement
- iv. Innovative and special work

Already covered under DDUPSP is Child Friendly Village and much of Good Governance in village. The very comprehensive parameters under DDUPSP have been mostly incorporated in the 9 Themes to bring in correlation to Localising SDGs & awards & incentivisation. The whole process is covered in the Chapter on Incentivisation.

RGSA needs to ensure the Awards for Localisation of SDGs and monitor the progress of indicators etc. on the Dashboard. (the present award system does not provide for such information of Panchayats).

Report Cards are also to be developed for Themes and sub-theme aspects, such as Child Friendly Panchayat, Safety in Panchayat covering Violence against Women & Children, Good Governance. More may be developed as per progress in implementation and needs of assessments, which is from systematic surveys conducted within the Panchayat.

Monitoring and Institutional structure

Effective localisation of SDGs requires linking budgets to the local plans which in turn requires an approach that fosters vertical as well as horizontal convergence. It also requires devising strategies for effective monitoring to allow for course correction at the local levels- Early Lessons from Localising of SDGs 2019, NITI Aayog.



The achievement of SDGs is the responsibility of all the three levels of government. However, the planning, implementation, and monitoring of most of the functions related to SDGs are within the mandate of State governments. Localisation of SDGs in rural areas is responsibility of all States and Ministries. The monitoring and institutional structures have been set by States and Ministries. Utilisation of existing structures and monitoring mechanisms for localisation of SDGs in PRIs is suggested to be suitably worked out by States and Ministries.

Several States have either entrusted the District Planning Committees (a Constitutional body for district level planning and monitoring of programmes) with the responsibility of coordinating SDG implementation or have created district level structures (District SDG Cell) under the leadership of the District Collector for the purpose.

Institutional Structures and Monitoring processes need to be set up/assigned the nodal function for taking up localising SDGs in States and Ministries, which needs monitoring under RGSA as associated Ministry for all Nodal Ministries for SDGs and as monitoring progress in PRIs with States

Planned periodic review of process of localisation and localisation strategies of SDGs at the local level, and higher levels in State and Ministries and MoPR, with joint focussed Thematic review with the other Ministries is necessary. It would cover also Concurrent monitoring of ongoing training and localization of SDGs in the Annual Plan of Action.

Dedicated human resources on SDG Monitoring at State & District Levels need to be positioned in convergence & utilising the SDG Cell.

A dedicated dashboard for monitoring of SDGs is to be set up with adequate infrastructure especially digital / e-infrastructure at all levels and all training platforms. For this purpose, under the revamped scheme, there is an imminent need for evolving *Robust Data Management System* for planning, monitoring and reporting progress on SDGs that is to be promoted including establishment of an effective monitoring and evaluation system through synergy of RGSA MIS, TMP and SDG dashboard within MoPR.

Evidence – based monitoring: Follow-up and review of Development Plans to ensure that they are translated into action and do not remain merely a wishlist would require Evidence based performance/ monitoring system. The existing systems should be made more robust and user friendly to enable the GPs to use them as a tool for decision making and effective implementation. This would lead to strengthening local accountability, transparency and ensuring good governance at the rural level. 3rd party evaluation and mandatory action research studies by SIRDs / NIRDs are also to be taken up.

The Monitoring roadmap of various actions to be taken by Ministries and State Government needs to be brought into the RGSA MIS. **Ease of working with Departments for PRIs** needs to be developed and its parameters communicated and put into the monitoring system. Roadmap of Capacity Building and Training with its check boxes go in for monitoring. Panchayat level processes to be completed need to be monitored.

Annual Reports, documents, progress assessments to form part of the RGSA.

In sum, all the aspects for localising SDGs in Panchayats need to be placed into suitable monitoring units, for different levels and integrated for being reviewed with Ministries at MoPR level. Institutional structure of **Inter - Ministerial Coordination Committee** needs to be set up.

NITI Aayog in the lead role as envisaged will step up the process in integrating SDGs in RGSA to next level of Localising SDGs in PRIs.



Centre for Localising SDGs

At national level, a centre for localizing SDGs may be set up in partnership with NITI Aayog, UN agencies, International Organisations, Financial Institutions, pool funded also by all Ministries and the private sector. This Centre is to work on Localising SDGs in both urban and rural areas, and across all SDGs. This is to be an inclusive body with stakeholders and representation from various sectors, experts and specialists, including NGOs, academicians with Statistics and Information Technology support.

The Centre would be working with various Ministries and States, and perform an Advisory role to all including MoPR in localization of all SDGs and with PRIs (and urban local bodies). The Centre primarily would work with and through NITI Aayog and with Ministries and the various Institutions identified by the Ministries such as NIRD & PR.

It would augur well for the speedy Localisation of SDGs in States, if such Centres are set up in States. The SDGCC set up in some States can work as the Centre for Localising SDGs for further taking it forward in States.

Regional Centres like for the N.E.region are also proposed to be developed in due course.

National Steering Committee may be formed within the Centre for Localizing of SDGs. The modalities on these need to be worked out with further discussions with NITI Aayog and Ministries by MoPR and a Policy decision on this would be required. (If such a Centre is set up, the **Advisory Group** within MoPR may be taken to be the Centre itself and another Advisory Group may not be required).

7.8.3 Roadmap & Milestones

Integrating SDGs in RGSA is to be understood by all as the process that crystallises the localisation of SDGs in rural areas with PRIs, where all responsible in government converge their plans and actions, expanded collaborations outside of government combine in support, where youth, women, children, whole of community in the village come together and ownership is taken by PRIs to achieve SDGs with the 5Ps - People, Prosperity, Planet, Peace and Partnership.

At National level, progress on SDGs is being assessed by the SDGII brought out by NITI Aayog annually giving States' progress. In Integrating SDGs with RGSA, the SDG assessments of Panchayat Development Index, the SDG Achievement Progress are to be brought out annually giving progress of Gram Panchayats, Block Panchayats & District Panchayats.

Enabling environment is essential if SDGs are to be achieved in rural areas. The primary responsibility for this is with Ministries & States. Ease of working with Ministries & Departments for Localising SDGs in PRIs is a tool to be finalised and used in RGSA as a measure.

The journey is from the current benchmarked position to the Thematic goals, targets to be reached in achieving SDGs for the Gram Panchayats. Integrating SDGs in RGSA is towards this with Milestones guiding it.

The factors in integration comprise of:

- Themes, targets, indicators
- Capacity Building and Training
- Dashboard
- GPDP and Grama Sabha
- Convergence



- Monitoring
- Incentivisation and Best Practices
- Reports and Events

There are 3 levels of action for this - Centre, States, PRIs that needs to figure in it. At each level there are multiple actions required, which are part of a Roadmap with Milestones.

➤ Centre

Ministries convergence covering -

- Guidelines and instructions
- Training
- Resources of manpower
- Data sharing, including GIS and geotagging
- Committees functioning
- Aligning funds to GPDPs
- Monitoring and reviews.
- Incentivisation
- AAP/PIP approvals
- Special events

➤ States

An enabling environment is mainly in the hands of the States. These cover primarily -

- Guidelines and instructions
- Mapping of partners
- Establishing partnerships till micro level.
- Preparation of convergent training plans
- Conduct of joint training for stateholders.
- Ensure quality training
Forming Teams at various levels, for different aspects
- Conducting Quality Circles
- Block, district, State events
- Convergent working of Scheme Committees and Standing Committees
- Participation of Department officials and preparation of GPDP for Localisation of SDGs in PRIs.
- Monitoring of process, outputs and outcomes
- Incentivisation on progress on SDGs, PDIs, Themes, special work
- Best practices
- Reports on progress on localisation of SDGs

Recognition and Media coverage

Performance recognition is a must - Certificates, awards, media coverage, documentation (video/audio), to name some. The Elected Representatives, Department functionaries, NGOs, etc, recognized for their efforts would undoubtedly be role models who spur innovations and changes across the State.

➤ PRIs



At all 3 levels of PRIs, there needs to be integration of SDGs. Primarily the ground for action is at Gram Panchayat level. The role of the Block Panchayat & District Panchayat is relevant for the achieving of the SDGs in keeping with the devolution of powers in the State and their contribution to achieve the Themes, (Targets/indicators) in the Gram Panchayat.

The integration of SDGs in RGSA is to enable -

- *Vision, Themes, Goals, Targets*
The common Vision of Themes, goals & targets for the Gram Panchayat needs to be identified and known to all. It needs to be so well known that all actions, schemes, activities have this going in the plan and participation. People's Plan Campaign, continuous IEC, etc.
- *Baseline/benchmark, Targets*
Identification of the point that the panchayat aspires to reach from its present position in what time frame.
- *Immediate, Short Term, Long Term*
Panchayats choices of targets as most urgently and immediately to be addressed within the Immediate 1 year time frame, Short Term - within the next 2-5 years and there are targets that the Panchayat would identify as Long Term . This choice is linked to the progress & issues at local level and also in line with National/State/District priorities.
- *GPDP*
Preparation of GPDP based on Themes, Targets and indicators chosen for action, using Dashboard, current statistics analysis, Development Status Report, funds from Departments and own sources, partnerships, etc.
- *Vibrant Grama Sabha*
Community involvement in processes and actions
- *Progress in Localising SDGs*
Seen through the progress in indicators, best practices emerging from the Gram Panchayats and incentives received
- *Development Status Report*
- *Participation in Training, Workshops, seminars*
- *Networking and convergence* due to pro-active actions of Gram Panchayats (Block Panchayats & District Panchayats can also be instrumental), seen through the Dashboard and progress

➤ **MoPR**

Moving to Localisation of SDGs in PRIs involving whole of government and whole of society gives MoPR a mammoth set of tasks, as its own milestones and road map:

There are actions to be taken by MoPR that are within MoPR, to be taken by other Ministries, States and by PRIs. MoPR would need to take up Issues for Policy decisions that would greatly facilitate the localisation of SDGs in PRIs. The processes it takes under RGSA for integration of SDGs cover all levels.

- Centre for Localisation of SDGs.
- Preparation of Dashboard



- Use of the Dashboard, for planning and performance reports, for which training would be a key input, use of spatial planning and other technology related inputs leading to effective use by Panchayats, and other Stakeholders, and formation of a dedicated technology team to support Panchayats and others, would form a very essential part of the Roadmap
- Piloting and phased progress
- Incentivisation
- Key process completions in PRIs can be Milestones such as preparation of list of vulnerable, identification and mapping of institutions, NGOs, etc.
- Progress of Gram Panchayats on PDI, SDG achievements, Thematic achievements and Innovative work.
- Reports on localisation of SDGs
- Roadmap & Capacity Building and Training with its check boxes
- Monitoring as per Road map of what needs to be monitored
- On-boarding and buy in of Ministries & States and enabling environment.
Enabling environment can have milestones of aspects such as numbers of working partnership established, numbers of Departments with whom convergent action is taking place, policy and programmatic design changes arising out of demand driven Capacity Building & Training.
AAP preparation in schemes can be linked to requirements, and indicators as outcomes, if they have been reached, and to plan programmes based on the Milestones. Thematically, these can be taken as achievements under the thematic targets that have been set by the PRIs and certain special initiatives by the District/State/at National and global level.
- PESA
Special provisions are to be made to the PESA areas in States to carry out including Capacity Building activities for localizing SDGs as well as implementing other components with a required modifications to guidelines.
- AAP under RGSA
Funds sanction under RGSA to States can be linked to achieving milestones by States.
- Devolution
In future, devolution grant of Central Finance Commission can be linked to parameters and milestones to be achieved by States and PRIs in localising SDGs.

The revamped RGSA integrating SDGs would be in sync with the Vision Document 2024 of MoPR putting special emphasis towards attainment of SDGs for promoting inclusive sustainable development of rural areas, with Localisation of SDGs in local Government as envisaged in the historic UN General Assembly in September 2015, when World Leaders of 193 countries including India adopted unanimously - Transforming our World: The 2030 Agenda for Sustainable Development.



Chapter 7.9: Identifying Mechanisms / Institutions for Documenting Best Practices

Best practices will be playing a key part in the process of Localisation of SDGs in Panchayats and is to be covered in the CB&T AAP, and Road map. Best practices and documentation is to become a systematic and systemic tool to use its potential to lead change & spur further changes.

The importance of best practices in peer learning, cross learning, and motivation to do more is constantly stated. Further, the exposure visits are already a part of Capacity Building & Training. NIRD&PR and some States have Newsletters & uploaded videos of such work in Panchayats. MoPR has a YouTube Channel and brings out the Gramodaya Sankalp.

Best Practices identification will provide a good basis for selection for awards, recognition, at different levels - Block, District, State, National.

7.9.1 Mechanisms for sharing of best practices

Best practices and Documentation material needs to be made available in local language, Hindi and English. Best practices could be featured in local media, State level journal/newsletter, some will find place in State & National media, some will be appearing in National level journal (presently brought out by NIRD & PR) and by other organisations (Panchayati Raj Update ; PARI, CIPS etc).

An online portal of Best Practices would enable sharing these across location. This portal would enable uploading from different locations, moderated by a Content Management team, while also providing the Panchayats such other innovative and noteworthy work from other panchayats in the district, State, Country. International best practices can be presented.

The online portal can be seen by general public, and these best practices could get exposure across the globe in localization of SDGs through the United Nations & other international organisations which would use these to show the developments & possibilities & processes that lead to achieving (moving towards) various targets of SDGs.

Theme wise, sub goal wise, area wise etc., presentation in a user-friendly manner, would need to be worked out for the online portal developing it through a wireframe. This lead needs to be taken by Ministry of Panchayat Raj. (This is taking it logically beyond the present National Panchayat Portal. The National Panchayat Portal provided for access for individual Panchayat & for seeing what it has done by using its URL.)

Thematic/Goal wise presentation of Best practices would be useful for Departments/Ministries, as the achievements are also connected to their work in the field and all the more so, where it has emerged by convergent action. These then find place in the Scheme achievements. Credit is to be given to the Departments for their role in the work in the GP emerging as a best practice.

Workshops & seminars where these are spoken of, can be taken up for documentation, if not already there (update it). Every month there can be a seminar at State level, Regional level, District level, on a Theme. That these should form part of regular calendar at State level, NIRD and MoPR, is to be ensured.



Regular follow up in Quality circles at Cluster, Block and District level would throw up some initiatives that would be shared and therefrom identified.

7.9.2 Purpose of Documentation etc

Documentation of best practices and success stories helps in disseminating the information faster and makes it easier for understanding by others. It also helps in identifying the path or process of achieving the same at the grassroots levels. It would help other Panchayats and stakeholders to initiate steps in that direction. Documentation could lead to developing:

- Structured learning material on best practices in SDG achievement
- Develop Charts, Posters, etc., on SDGs
- Create a ‘material bank’ at the State/district level for wide coverage of content on localised SDGs
- Prepare small documentaries / video clips / snippets on the critical aspects of SDGs at Panchayat level
- Documented success stories/case studies from each of the states.

The use of these in structured training programmes, as case studies, examples, or calling the Elected Representative as an expert, would enrich the future communications.

7.9.3 Identification of Best Practices and for Documentation

Identification of Panchayats that have made significant achievement in attaining the SDGs could be either Process oriented or Performance oriented.

The selection of Panchayats for documenting success stories could be:

- Panchayats ranked based on Localised SDG index, progress in achievement of SDGs, Thematic progress/achievement
- Panchayats that have practised innovative approaches and practices in SDG achievement

Documentation and what is a Best practice goes beyond the common view of success measured by highest position. It is also to lead to gathering and picking up insightful, inspirational and thought provoking stories, that will lead to use in training and in the online portal, newsletter etc., and touch the chord in the stakeholders for action.

7.9.4 Training for Documentation etc of Best Practices

Identification & documenting best practices needs special attention due to its crucial role. Training on identification of best practices, picking up insightful, inspirational and thought provoking stories, documentation including documentation by written mode, videos, use of pictures, etc., needs to be taken up in right earnest.

These skills need to be developed in a Team for each District through a structured programme. Their work does not have to wait for seeing outcomes of the future training programmes and processes under revamped RGSA, but can straightaway initiate action with identification from



available information, while gathering more through networking. Naturally, already there are hundreds of instances of successful work in various schemes and existing MoPR awards recipients, that can be chosen from for this. Going through the existing repository and validating its current position will straightaway give documented material of high quality.

The training on documentation and best practices must lead to gathering that which will lead to use in training and in the online portal, newsletter etc., and touch the chord in the stakeholders for action.

A dedicated team that deals with the field visit, collecting the information, assesses it, etc., is to be developed. This process of documentation and videos needs a series of training programmes to the Team, peer review, expert review, which over a period of 6 months can enable them to handle all the aspects of the process:

1. Networking for identification
2. Assess by field visit (and on phone due to COID restrictions) whether it falls into category of Block Panchayat, inspirational story, innovation, thought provoking.
3. Confirm/content validation
4. Collect the information required including photographs
5. Prepare document/video
6. Content/Document/Video review by Content Management Team
7. Sort & upload to online portal
8. Share with Panchayat /person
9. Share with Resource Persons & Trainers
10. Organise for participation in appropriate forums
11. Identify other content from others on the subject allocated as part of Team
12. Submit to upload
13. Assist the best for higher level participation including for awards, if required
14. Network for inclusion in other reputed sites.
15. Media reporting/inclusion in Newsletter
16. Arrange for presenting/interview in TV show/radio.
17. Liaison with Department concerned for inclusion in Departments website /Document/ (NIRD & PR).

The art of interviewing and facilitating is another aspect that has to be taught to some of the members of the Team, who have the aptitude for it. Building such skills can be done through Institutions tie up/individual experts, as suited in that State.

7.9.5 Identification of Institutions

Apart from individuals who can assist in documentation, audio-visual documentation etc, this can be augmented by roping in more number of institutions to capture the best practices and disseminate the same to the larger sections of the society across the country.

- NIRD&PR must play a key role in ensuring this is part of the NIRD Calendar and bring out journals/newsletters, Documents, audio-visual material, on a regular basis that is also mentioned in its calendar and monitoring the progress with States on same lines along with online portal management



- Institutions, Universities and Research Institutions (Centre for Innovation in Public Systems, ICSSR, Universities and Colleges, Private Research Institutes etc)
- Journalism and Mass Communication students to document the best practices based on different modes – audio, visual, print media, new media etc.
- Doordarshan and State departments of Information and Publicity for documenting and dissemination of best practices in SDG achievement
- Use of Prasar Bharati for documenting discussions and interviews with best performing Elected representatives and officials.

7.9.6 Role of MoPR

Partnership/MoU with National level Institutions to build this line of capacity and work, can be entered into, especially for providing to those States that seek or need the external support. Ministry of Panchayat Raj's own Calendar of work and review must ensure this is there on priority, in view of the huge role it can play in the process of localisation of SDGs and as a mechanism to assess progress. The opportunities to share Best Practices must be regular, and platform at various levels needs to be provided for this systemically. The States need to integrate this into their framework of implementation of localisation of SDGs and various schemes connected to the themes and CEC annual approval especially under CB&T, must ensure this is in the States' Calendar.

Best Practices and Documentation Training and presentation as explained above, ensuring it is a systematic and systemic process, needs to be supported under CB of RGSA and is to be an integral part for the RGSA for Localisation of SDGs in Panchayats.



Chapter 7.10: Build-up Year

The current year should be a Build-up year, identifying at National, State, sub-State, and Gram Panchayat level, certain key actions to be taken that can place the revamped RGSA in readiness for commencement from 2022. This year would be a process also of bringing convergence within government and keen involvement of States in a ‘whole of government’ approach, in the next and necessary step of localisation of SDGs in Panchayats, and evolving partnerships in a ‘whole of society’ approach for achieving SDGs in Panchayats.

There are some states which are due for PRI elections in 2022/2023. Initiating these actions in the current year would place them also in readiness without loss of perhaps 1-2 years.

1. Technological readiness
 - Dashboard
 - Integrating dashboard with existing e-applications
 - Apps for citizens to use.
2. Deciding on the Institutional and Monitoring structure National, State, District, Block, Sub-block level.
3. Identification of Partners for coordinated action.
4. Reflection of the Themes and processes in the combined planning, action, and monitoring arrangements in the AAPs of various Flagship Schemes.

The AAPs of different Missions/Flagship schemes would be getting approved before the launch of the Revamped RGSA. Hence working on the combined planning, Training and IEC, action and monitoring arrangements keeping in mind the localisation of SDGs in Panchayats and the Themes, would ensure these aspects are incorporated in the Annual Plans of the Flagship Schemes etc., at both Centre and State level.

5. Orientation on the revamped RGSA for States.
6. Preparation of a Roadmap for Capacity Building and Training by States through a process of training and discussions anchored by NIRD & PR and MoPR.
7. Thematic communication design for use in Capacity Building and Training developed by NIRD and States
8. Mapping of schemes of Centre and State against Thematic Targets.
9. Mapping of Trainers by subject and area, including Trainer assessment.
10. Mapping of Resources of Schemes
11. Guidelines of Schemes, implementation mechanisms and indicators
12. Getting a buy-in for convergence in localisation of SDGs in Panchayats benefitting all
13. Evolving plans for localisation of SDGs in PESA areas
14. Benchmarking and baseline data collection on all Targets indicators.
15. Preparation of Implementation guidelines for Revamped RGSA.
16. Finalising a calendar and preparation of initial list of outcome Documents.
17. MoPR to evolve mechanism for identification of assessment of effectiveness of Capacity Building and Training & focus in AAP aligning to revamped RGSA.
18. Identification of beacon Panchayats (at least 10 per block)

(Beacons for the various Ministry’s key schemes covered under the Themes – hence for each of the various schemes and its multiple aspects, there can easily be at least 1 panchayat for each aspect – eg: SBM – SWM, LWM, Household Toilets, Community Toilets, Schools /



Anganwadis with well-maintained Toilets, etc ; Poshan Abhiyan – Nutri-garden, Poshan tracker and action; etc; JJM – Effective water management, rainwater harvesting, FHTC saturation etc; Social audit, MNREGA and poverty impact etc. SHG-PRI convergence ... the canvas is extremely wide and finding 10 is actually too easy)

19. Commence work on systematizing of Best Practices etc - Develop a pool of Facilitators and Documenters etc -from available Trainers across schemes, CRPs, CPs, DRCPs, BRCs, etc.
20. Explore working with youth through NYK.
21. Clarity, confirmation and ownership of States

The lead has to be taken by MoPR –

MoPR to work with Ministries in series of discussions so as to identify common ground and future convergent action and mechanisms.

MoPR to organize series of workshops to discuss with States for their evolving State specific mechanisms and plans, in line with the overall future course and direction, and framework for Localisation of SDGs in PRIs.

MoPR would need to put in place a strong Team who will be committed to it and guide and work on the whole process on a continuous basis.



Chapter 7.11: Issues of National Importance

The COVID pandemic, loss of life and livelihoods, effect of the pandemic on the economy, the consequent effects on migrant labour, issues of social security, the shadow pandemic of domestic violence and impact on societal structures connected to girls and women, effect on education, health and wellbeing, rebuilding affected lives and the economy stand out clearly on top of the agenda. The damage to the economy due to the pandemic was enormous and the poor and women were hit the hardest. Special focused action has been taken across the spectrum by the Government of India and all State Governments. There is still a long way to go for recovery.

The SDGs encompass all the key development sectors including education, health, sanitation, employment, infrastructure, energy, and environment etc. In the wake of the COVID-19 pandemic, the relevance of SDGs has doubly strengthened and therefore the Governments at all level need to make efforts to chart a new course of development for the post-pandemic future. The Panchayati Raj institutions (PRIs) are key to India's progress on the SDG agenda, as they are best placed to ensure that *'no one is left behind'*.

Key National Missions address women and child development, health, education, water, sanitation, nutrition, agriculture, allied sectors, skill development, poverty alleviation and improvement to income and growth and infrastructure, reduced inequalities, climate change, clean energy, environment and bio-diversity, life on land & life below water, issues the National Government is committed to address along with the State governments in the federal structure of governance.

At the national level, Government of India, has adopted the SDGs as a guiding framework to steer development action. The NITI Aayog brings out the SDG India Index, that shows the performance of the country and States across the SDGs and points to areas needing attention. For e.g., Issues of malnutrition, stunted and wasted, crimes against women and children, education attainment levels, water availability, desertification, energy, etc. While it provides a very useful overview & calls for attention, data below district level remains an issue. Need for disaggregated data at village level to clearly identify current position, as well as impact of action on the indicators, and continuous mechanisms for assessments is clear. Data sharing between Ministries/Departments and between Ministries/ Departments and the PRIs is necessary.

All the issues of national importance which are core of the SDGs, are covered through the flagship programs such as RGSA, MGNREGS, JJM, SBM, NRHM, Financial inclusion and Skill development etc. being implemented by respective ministries. The PRIs are at programme delivery end, though program delivery is not in all schemes through PRIs. Convergent action between PRIs, government, NGOs, CSOs, academia and private sector are to be worked on.

The PRIs are mandated as responsible for the delivery of critical public services including water supply, sanitation, internal roads, drainage, street lighting, health, education and nutrition etc. The localized SDGs provide an opportunity to PRIs to integrate the economic, social, and environmental concern by inter-sectoral convergence and effective implementation of said flagship programs.

The following are the Ministry wise, key programs to address issues of national importance which have direct implications in achieving SDGs at the local as well as at national level. In all these



programs the delivery is at Village level, and either the implementation is through the Department functionaries or Scheme Committees envisaged there under that function to a limited level in planning and implementation, or through Panchayats / Panchayats' participation in varying degrees, depending on the scheme and the extent of devolution in the State. Though each program is designed to serve its specific objective, the centrality of the Village, and hence the Panchayats, in each of such schemes is apparent. Therefore, to deliver on SDGs, there is a need to orient the Schemes and officials and functionaries at all levels on the connect of the Issues of National Importance, and how the Schemes' best outcomes are achievable through the localization of the SDGs through the involvement with PRIs even within the existing scheme frame. On the demand side is the need to develop awareness and knowhow on the part of PRIs to enable them to formulate and implement a comprehensive GPDP towards achieving SDGs at Panchayat levels in convergence with these national flagship schemes and State schemes

7.11.1 Ministry of Finance

7.11.1.1 XV Finance Commission- Award to Panchayats (SDG 6): The Fifteenth Finance Commission (FC-XV) in its final report for the years 2021-22 to 2025-26 has allocated Rs. 2,36,805 crores for rural local bodies (RLBs) of which 40% of the recommended grant will be Basic grants (untied) and the remaining 60% as tied grants. The Basic Grants are untied and can be used by RLBs for location-specific felt needs, except for salary or other establishment expenditure. The Tied Grants are to be used for the basic services of (a) sanitation and maintenance of open-defecation free (ODF) status and (b) supply of drinking water, rain water harvesting and water recycling.

7.11.1.2 XV Finance Commission- Health Grants through Local Bodies (SDG 3): The outbreak of the Covid-19 pandemic has brought to fore the multiple challenges being faced by the health sector, including inadequate numbers of primary healthcare centres like sub centres, primary health centres and community health centres, etc. Hence, the XV Finance Commission has recommended Health grants to the local governments, amounting to Rs. 70,051 crores over the award period of 5 years for urban Health & Wellness Centers (HWCs), building-less sub centres, PHCs, CHCs, and units, support for diagnostic infrastructure for the primary healthcare activities and conversion of rural sub centres and PHCs to HWCs. These grants will be released to local governments which will play an important role in providing primary healthcare

7.11.1.3 Pradhan Mantri Jeevan Jyoti Bima Yojana (PMJJBY) (SDG 1): Pradhan Mantri Jeevan Jyoti Bima Yojana is a government backed life insurance scheme aimed at increasing the penetration of life insurance cover in India. The programme provides life insurance cover to all Indian. Under the scheme, the policy holder can get a life insurance cover of Rs. 2 Lakh with an annual premium of just Rs. 330 excluding service tax. All the Indian citizens between 18-50 years of age with a saving bank account are eligible to avail the scheme.

7.11.1.4 Pradhan Mantri Suraksha Bima Yojana (PMSBY) (SDG 1): Pradhan Mantri Suraksha Bima Yojana is a government backed accident insurance scheme in India aimed at increasing the penetration of accidental insurance cover in India. The programme provides accidental insurance cover to all Indian citizens the scheme is open and available to all Indian citizens between the age of 18 to 70 years. Under the scheme, the policy holder can get a life insurance cover of Rs. 2 Lakh



with an annual premium of just Rs. 12 excluding service tax. All the Indian citizens between 18-70 years of age with a saving bank account are eligible to avail the scheme

7.11.1.5 Pradhan Mantri Jan Dhan Yojana (PMJDY) – (SDG 1): Pradhan Mantri Jan Dhan Yojana is a national mission to bring comprehensive financial inclusion of all the households in the country. The programme provide access to financial services for all households in the country. Under the PMJDY, any individual above the age of 10 years and does not have a bank account can open a bank account without depositing any money. The scheme ensures the access to banking / savings & deposit Accounts, remittance, credit, debit cards, insurance and pension in affordable manner. The scheme is mostly targeted to the people belonging to the Below Poverty Line but is beneficial to everyone who does not have a bank account. The Special Benefits under PMJDY include Interest on deposit, Accidental insurance cover of Rs. 1.00 lakh and no minimum balance to be maintained. The scheme also provides life cover of Rs. 30,000/- payable on death of the beneficiary, subject to fulfillment of the eligibility condition. All the beneficiaries of Government Schemes will get Direct Benefit Transfer in these accounts.

7.11.2 Ministry of Panchayati Raj (MoPR)

7.11.2.1 Formulation of GPDP to deliver on SDGs (All SDGs): Every year during 2nd October to 31st December, MoPR is organizing People’s Plan Campaign (PPC) for formulating GPDP, as ‘Sabki Yojana Sabka Vikas’, throughout the country. In the planning process, the Panchayats may set local level targets with measurable indicators that will have vertical and horizontal linkages, convergence possibilities and feasible action plans. The localizing SDGs framework could be used as a consolidating tool for actions and impacts, on the ground, on a range of issues that are of national importance. As per the existing guidelines of the MoPR, the PPC is jointly facilitated by the related State PR and connected line departments, facilitators and frontline workers of all the 16 line Ministries (linked State Line Departments concerned) related to 29 subjects, towards preparation of GPDP. What Gram Panchayat can do in each of the 29 subjects for the purpose of planning for achieving targets under SDGs is given in Annexure I. This employed by the Ministries / Departments in the Field, would bring closer coordination on key issues and related schemes.

7.11.2.2 Spatial Planning for delivering on SDGs (SDG 10,11): Unplanned development in the villages gives rise to enhanced inequities and unauthorized development. , Therefore, in order to have scientific and orderly disposition of land resource and to foster economic and equitable development, the MoPR launched ” Gram Manchitra” a Spatial Planning Application for supporting in GPDP It provides a unified Geo-spatial platform to better visualize the various developmental works to be taken up across the 29 sectors and provide a decision support system to Panchayats This Application is also linked with Socio –Economic Caste Census report, Mission Antyodaya reports and resource envelope of Panchayat together with spatial and non-spatial data from various ministries and departments. Spatial planning improves transparency, quality of services and equitable resource utilization in rural areas. Unplanned developments in particular in rural areas on the fringes of urban, would make it more difficult for meeting growing needs on space and land in these areas and call for additional investments in retrofitting into planned development. Well-designed rural communities and areas are places where people want to live and invest in the future. From 2021 onwards, it is envisaged that the planning process of the Gram Panchayats would be evidence based, leveraging spatial planning (Gram Manchitra), so as to



reduce inequalities of infrastructure, socio-economic parameters and enable futuristic planned development.

7.11.2.3 MoPR Vision 2024 - for delivering on SDGs (SDG 16): MoPR envisages that the Gram Panchayats shall become the hub of activity in the local area. People would easily access various citizen services provided by government and panchayats at the Gram Panchayat Bhawan. The Common Service Centers (CSCs) would be co-located in Panchayat Bhawans and act as single access points for delivery of all digital services. To ensure inclusive development and decentralised administration MoPR came out with a vision document (Vision 2024) to position 25 lakh Ward Members as "agents of change". The action plan for achieving the Vision include harnessing the digital technology by computerization of Panchayat operations and discharge its mandatory function to provide basic services such as internal roads, streetlights, sanitation, drinking water supply, health & sanitation, education etc. MoPR aims at provision of services, both of Government and non-government, online, by leveraging CSCs. Taking this a step further would be the mechanism for grievance redressal under the Citizen's Charter through the use of Mobile apps to CSC hubs co-located in the Panchayat Bhawan for delivery of citizen services. The Citizen's Charter that has been rolled out in Jun 2021 lays emphasis on the aspect of good governance in Panchayats.

7.11.2.4 Panchayat-Private Partnership for delivering on SDGs (SDG 16): Sustainable development is not just about development of basic needs but about people working together to achieve Socio-economic growth with environmental sustainability. Some of the Panchayat services can be better achieved in partnership with NGOs, CSR organizations and Institutions. Therefore, the Panchayats need to be encouraged to consider the areas in SDGs to be addressed, and facilitated to draw on the services of NGOs, enter into partnership with CSR agencies / professional bodies and Institutions for delivering services to the citizens more efficiently. Due emphasis needs to be given in developing partnership in the field of adoption of new technology for improving quality of life of the people in a sustained and environment friendly manner. Harnessing non-conventional energy, better management of available water and use of bio-technology for promotion of production, adoption of new technology for augmentation of livelihood opportunities in the villages etc may be the areas of priority for such partnerships. The mapping of NGOs, private sector, CSO, Institutions to panchayats (issues in panchayats), can be taken up at District level (also drawing on the NGO Darpan Portal of the NITI Aayog), while Panchayats can also themselves draw on these resources.

7.11.2.5 PRI-SHG Convergence for delivering on SDGs (SDG 5): The advisories issued by MoPR and MoRD mandate the Self-Help Groups and their federations to prepare Village Poverty Reduction Plan (VPRP). This VPRP exercise is an integral component of the convergence effort between the SHGs and PRIs. The VPRP components are (a) Social Inclusion Plan for inclusion of vulnerable households into SHGs (b) Entitlement Demand Plan under MGNREGS, SBM, NSAP, PMAY, Ujjawala, Ration card etc. (c) Livelihood Plan through developing agriculture and allied services including skilled training (d) Public Goods and Services Plan for creating basic infrastructure, for better service delivery (e) Resource Development Plan for protection and development of natural resources like land, water, forest etc and (f) Social Development Plan to address specific social development issues of a village under the low cost no cost component. The labour budget would be integrated into GPDP. Gender Responsive budgeting at Panchayat level



is the natural outcome to this convergent action. The current RGSA guidelines have given detailed instructions on Convergence of PRIs and SHGs.

7.11.2.6 Transformation of Aspirational Districts for delivering on SDGs (All SDGs):

Rashtriya Gram Swaraj Abhiyan envisages a major role for Panchayats in “Aspirational Districts”. This Programme aims to expeditiously improve the socio-economic status of selected districts across the country on the parameters of health, nutrition, education, agriculture, water resources, financial inclusion, skill development, and basic infrastructure etc, which have direct bearing on the quality of life and economic productivity of citizens. The three core principles of the Aspirational Districts programme are convergence of all central and state schemes, collaboration among citizens and functionaries of line departments and competition amongst districts. Therefore, the Districts need to demonstrate the 2 principles of convergence and collaboration in PRIs while they are preparing their annual plans and support them to prioritize the outcomes for immediate improvement and needing improvement in respect of all the socio-economic parameters by convergence of all related schemes / programs. In turn, this would provide the District the improved outcomes in its indicators, moving it forward on the competitive framework, and most importantly in the sectors where it needs to show improved performance for development and growth.

7.11.2.7 Strengthening Gram Sabha for delivering on SDGs (All SDGs):

The Gram Sabha is the people’s parliament at the village level. It has a constitutional mandate, and the elected body is accountable to the Gram Sabha. The decision-making process of the Panchayats is such that the Gram Sabha approves the development plans and the elected Panchayat execute the same. It is a fact that attendance in Gram Sabha is not high in most of the places except on special occasions like GPDP approval, where a special drive for attendance is undertaken by the authorities. Taking focus to issues of relevance to people in the various aspects of the SDGs for achieving the goals for the village in a focused manner would bring people’s participation and connect to the Gram Sabhas. This is one way of generating larger public interest in self-governance. The advisories from MoPR in this regard being taken for implementation by the States and monitored by MoPR would over time lead to the system being strengthened and institutionalized for active participation in Gram Sabha so that people can directly take part in the decision making in the local governance.

7.11.2.8 Mobilization of Own Source Revenues (OSR) for delivering on SDGs (SDG 16):

The State Panchayati Raj Acts empower the Gram Panchayats to levy and collect taxes. There is a huge potential and scope for augmentation of Own Source Revenue (OSR) through effective implementation of taxation powers. The OSR provide long-term sustainability to public services. Gram Panchayats for various reasons are not fully exploiting the OSR. There is a need for some amount of persuasion and awareness creation for this purpose covering the Sarpanch / Pradhan, members of Standing Committees and the functionaries of the Gram Panchayat to be enabled and motivated to mobilize and manage their local revenues, towards achieving substantial benefits of SDGs relevant to them. Some GPs, it is seen, have substantial OSR, but are low on MA score. Better management and use of OSR would be relevant areas for delivery of results for them.

7.11.2.9 Panchayat Citizens Charters for delivering on SDGs (SDG 16):

For comprehensive development of rural areas, “Good Governance” is very essential. The three essential aspects of good governance are transparency, accountability and responsiveness. A Citizen’s Charter is a necessary tool to achieve good governance. MoPR has initiated this in June 2021 and the



Panchayats need to prepare and publish a Citizen's Charter describing its commitment towards providing high standard citizen services, including the mechanism for grievance redressal, on August 15, 2021, placing it in the Gram Sabha. Successful implementation of Citizen Charter improves service delivery, brings responsiveness on the part of Panchayat functionaries and enhances citizen satisfaction, and is a cornerstone for good governance.

7.11.2.10 SVAMITVA – Scheme for issuing Property Ownership Cards to Citizen (SDG 1,8):

Towards the objectives of socio-economic empowerment of the rural mass and making them self-reliant, a “Survey of Villages and Mapping with Improved Technology in Village Areas (SVAMITVA) scheme ’ was launched on 24th April 2020. The scheme aims to provide the ‘record of rights’ to owners. The Property Ownership Cards have four key attributes viz., Excludability, Usability, Controllability and Transferability. Clear land title etc..The property ownership card provide an opportunity to these rural people to monetize land / property through diverse monetization tools / instruments. The monetization of property contributes significantly to the economic well-being of the owners and also to the local economy. The income generated by monetization of land / property assets enable the owners to meet their diverse needs such higher education of children, meet health related expenses or to acquire other movable and immovable assets like farm equipment and tractors etc.

7.11.2.11 Menstrual Hygiene Management (MHM)- PM’s Pad Kranti initiative - (SDG 3,4,5,6,8 and 12):

Through a reference from Prime Minister’s Office, MoPR has been assigned the task of awareness rising on MHM in rural areas. The Gram Panchayats have an important role to play in successful implementation of the sanitation programs including hygiene promotion and waste management. Menstrual Waste Management (MWM) refers to the scientific and safe disposal of used menstrual absorbents with privacy and dignity to prevent harmful effects on the environment. MoPR by involving national and state level training institutions will take up capacity building activities for elected representatives for effective planning and implementation of MHM & MWM. The Panchayats need to work with SHGs, girls in and out of school, and marginalized people alongwith AWW, VHN to identify the issues relating to MHM and MWM and incorporate them in the Village Action Plan leading to its inclusion in the GPDP.

7.11.2.12 Support to Panchayats in combating COVID-19 (SDG 3):

The MoPR provided active support to the Panchayats in the country for mitigation / preventive measures against the COVID-19 Pandemic. Right from times of early onset of the COVID-19 in the country, the Panchayats have been on the forefront taking various preventive and protective measures. MoPR roped in the nation-wide network of PRIs to convince the local residents to follow the guideline of health authorities and cooperate with the frontline health workers / Corona warriors. The various initiatives employed by the Panchayats in setting up isolation centers, intensive sanitization, deployment of village volunteers, enforcement of social distancing, organization of medical camps, tracking and isolating new entrants to the villages, mass production of masks through SHGs etc. has helped in combating COVID-19 Pandemic to a larger extent.

7.11.2.13 e-GramSwaraj for monitoring of SDG Indicators (SDG 8,16):

With the emphasis on the e-Governance operations, MoPR has put in place e-Gram SWARAJ, a work-based accounting system for Panchayats, for ensuring internal administrative efficiency and transparency. This application is a unified tool for planning the development works to be taken up, providing the



ground for effective monitoring and evaluation of works taken up in the Panchayats. Further, the Ministry has put in place an Electronic-Fund Management System integrating e-Gram SWARAJ & PFMS (eGSPI) for utilization of Central Finance Commission funds by Panchayats. From 01st April 2021 onwards, all the MoPR schemes are on-boarded on eGSPI and only online payments are permitted across all the 3 tiers of the Panchayats. e-GramSWARAJ would serve as the main frame for computerization of Panchayat operations, leveraging Bharat-Net for internet connectivity. The reports generated using the eGramSWARAJ application will provide the link to the platform for effective monitoring of SDG indicators.

7.11.3 Ministry of Jal Shakti

7.11.3.1 Swachh Bharat Mission (G) Phase II - (SDG 3,6): The Gram Panchayats have a pivotal role in the maintenance of sanitation in the village. Safe disposal of human waste is the most important aspect of sanitation. The quality of life and well-being of citizens is directly dependent on having access to safe sanitation. Waste generated by various activities are also to be addressed. The Ministry of Jal Shakti (MoJS), Government of India, is implementing the flagship programme Swachh Bharat Mission (G) Phase II. This program is convergent in nature and the Gram Panchayats have the main role in its implementation. Under this program the Gram Panchayats are responsible for (i) ODF Sustainability; (ii) Solid Waste Management; (iii) Liquid Waste Management; and (IV) Visual Cleanliness. The objectives are achieved through continuous Behaviour Change Communication, Capacity strengthening at all levels, alongwith necessary infrastructure and maintenance and conversion of waste to wealth.

7.11.3.2 Jal Jeevan Mission (SDG 5,6): Another important flagship programme of MoJS is Jal Jeevan Mission (JJS) to provide safe and adequate drinking water through individual household tap connections by 2024 to all households in rural India. The programme also implements sustainability measures, such as recharge and reuse through grey water management, water conservation, rain water harvesting. JJM is based on a community approach to water and includes extensive Information, Education and Communication as a key component.. The vision of JJM is that, every rural household to have drinking water supply in adequate quantity of prescribed quality on regular and long term basis at affordable service delivery charges leading to improvement in living standards of rural communities.. JJM also focuses on collaboration and convergence with other on-going Central and State schemes and programmes for water conservation, ground water recharge, and rain water harvesting and greywater management aiming to achieve water security. Panchayats have mandated functions of provision of drinking water and water management.

7.11.4 Ministry of Rural Development

7.11.4.1 Poverty Alleviation – Wage Employment Programs (SDG 1): Mahatma Gandhi National Rural Employment Guarantee Act (MGNREGA) is the largest ever anti -poverty programme in the country, both in terms of financial allocations and individuals reached. The Scheme is based on legally mandated entitlements. There are no constraints in resource availability as the right to demand work overrides any budgetary allocation.. This Act provides a central place to Panchayats in undertaking planning and implementation responsibilities. The Act operates to achieve the goals of (a) Protection for the most vulnerable people by guaranteeing wage employment opportunities (b) Enhance livelihood security through generation of wage



employment through works leading to creation of durable assets. (c) Rejuvenate natural resource base of rural areas.

7.11.4.2 National Rural Livelihood Mission (NRLM) (SDG 1,5,8): The NRLM is the flagship programme for poverty alleviation and it marks a significant stage in the evolution of the approach to reduction of income poverty in households – from capital subsidy and credit to individuals and groups, to community investment fund to organizations of the poor. The key features of NRLM are: (a) Networked into organizations of the poor (b) Focusing on multiple livelihoods (c) Envisaging an increased role for Community Resource Persons in performing different tasks relating to poverty reduction and (d) Aiming to build strong linkages with banks to mobilize at least Rs. one lakh of credit per family over five to seven years. Here SHGs and PRIs together address issues of rural livelihoods and growth in income of rural households.

7.11.4.3 DDU-Grameen Kaushalya Yojana (DDU-GKY) (SDG 5,8): DDU-GKY is a demand-driven placement-linked skill training initiative aimed at rural poor youth between 15 and 35 years of age. The purpose of the scheme is reduce poverty by diversifying incomes and reduces their uncertainty. DDU-GKY bridges the gap by funding training projects benchmarked to global standards with an emphasis on placement, retention, career progression and foreign placement. DDU-GKY follows a three tier implementation model for its smooth functioning such as at national level i) Ministry of Rural Development functions as the policy maker, technical support and facilitating agency, ii) State Missions provides implementation support to thenodal department, and iii) Project Implementing Agencies ground the activities through skilling and placement projects. Panchayats role in the localizing of SDGs is in the identifying and supporting of eligible rural youth with gender empowerment perspective as well.

7.11.4.4 Rural Self Employment Institutes (RSETIs) (SDG 8): RSETI program is a three-way partnership between Sponsor Banks, Ministry of Rural Development, and the State Govt... The Lead Banks are mandated to open at least one RSETI in their Lead District to provide training to unemployed rural youth to take up self-employment/ entrepreneurship ventures. RSETI program runs with an approach of short-term training & long-term handholding of entrepreneurs. MoRD, GoI, extends financial assistance towards training cost of rural poor youth and one-time grant assistance of Rs. One Crore and State Govt. allots one acre of land free of cost to construct RSETI premises. RSETI program is currently being implemented through 585 RSETIs by 23 Leading Banks in 33 States/UTs covering 566 Districts in the Country. On an average, the RSETIs train about four lakh candidates in a year. The rural youth from the age group of 18-45 Years are mobilized for undergoing training. Technical training and vocational training being one of the mandated 29 subjects of PRIs, the PRIs would need to be working on correlating various rural youth livelihood schemes with gender equity.

7.11.4.5 Social Security needs of for Old Aged & Widows (SDG 1,2,5): National Social Assistance Programme (NSAP) provides monthly financial assistance to elderly, widows and disabled persons belonging to BPL families. One-time financial assistance is also provided to surviving members of a BPL family on the death of the primary breadwinner. Apart from this, in-kind assistance is also provided to elderly unable to avail monthly pension benefits, in the form of food grains every month for free. NSAP is a social security / social welfare programme, which at present comprises of (a) Indira Gandhi National Old Age Pension Scheme (b) Indira Gandhi



National Widow Pension Scheme : (c) Indira Gandhi National Disability Pension Scheme (d) National Family Benefit Scheme (e) Annapurna Scheme. Ensuring correct selection of beneficiaries in the Gram Sabha, coverage of all eligible for access of entitlements with additional support from panchayats, would ensure that the vulnerable get social security and the most vulnerable are taken care of. Panchayats are best placed for such hyper-local solutions.

7.11.4.6 Needs of Persons with Special ability (SDG 1,2,3,4,5,10): The differently abled persons are entitled to the realization of all human rights on equal terms with others in society, without discrimination of any kind. India's Disability Act of 1995 provides various facilities for both children and adults with disabilities (divyang') in the country. The facilities provided to divyang' include (a) Children with disabilities have the right free education until they reach the age eighteen in schools that are integrated in special schools. Scholarships, uniforms, books and teaching materials are all provided to children with disabilities for free. (b) Three-percent of all government jobs in the country are reserved for people with disabilities and (d) Panchayat is provided funding by the government in order to build roads, schools and public ramps for people with disabilities. Early identification and specialized services and care are areas calling for awareness, support and access to available programmes and assistance to be self-reliant. Welfare of differently abled is a mandated function of PRIs.

7.11.4.7 Gender Mainstreaming (SDG 5 and multiple SDGs): Gender mainstreaming is a concept that ensures that women and men have equal access and control over resources, development benefits and decision-making. Gender Mainstreaming is not about adding a 'women's component' into an existing activity. It is also not about increasing women's participation. It helps to bring the experience, knowledge, and interests of women and men to bear on the development agendas. Gender mainstreaming means integrating a gender equality perspective at all stages and levels of policies, programmes and projects. Gender Responsive Budgeting (GRB) is the means to achieving Gender mainstreaming, about ensuring that government budgets and the policies and programs that underlie them address the needs and interests of individuals that belong to different social groups. The Ministry of Women Development is the focal point for ensuring the empowerment of women including through various Mission mode programmes, such as Mission Vatsalya, Mission Shakti, Poshan Abhiyan and taking forward GRB in all Ministries and at all levels. How the GP addresses gender issues, providing for Gender Responsive Budgeting in the GPDP, Mahila Sabhas in Gram Sabha process are essential activities of the PRIs in its function of Women Development. The PRIs need to take into consideration issues on gender equalities and empowering all women and girls while preparing the plans. They need to collect and analyse disaggregated data on both men and women to ensure that developmental benefits and resources are effectively and equitably targeted to both women and men across different programmes.

7.11.4.8 Saansad Adarsh Gram Yojana (SAGY) to deliver on SDGs (Multiple SDGs): Saansad Adarsh Gram Yojana (SAGY) is a village development project launched by MoRD. This covers human development, personal development, social development, economic development, environmental development, social security, basic amenities and services and good governance. Every Gram Panchayats identified under SAGY prepares an integrated Village Development Plan (VDP) to achieve holistic progress of the village. An Adarsh Gram would be evolved out of people's shared vision, with convergence of the Gram Panchayat, civil society and the government machinery using their capacities and available resources to the best extent possible. Formulation of SAGY is guided



by convergence of resources available from a range of existing Central and State Schemes of different government programmes and building partnerships with voluntary organizations, co-operatives and academic and research institutions to achieve the programme objectives and thus not depend on additional funds. Till now, 16 Ministries of Govt. of India have amended guidelines or issued advisories for 23 Schemes to enable priority for SAGY Gram Panchayats. The activities taken up under SAGY which have direct linkages with SDGs is given in Annexure II

7.11.4.9 Shyama Prasad Mukherji Rurban Mission - (Multiple SDGs): This program was launched in 2016 to deliver catalytic interventions to rural areas on the threshold of growth. Rurban clusters are identified across the country based on increase in population density, high levels of non-farm employment, presence of growing economic activities and other socio-economic parameters. The Mission aims at development of a cluster of villages that preserve and nurture the essence of rural community life with focus on equity and inclusiveness without compromising with the facilities perceived to be essentially urban in nature. The objectives of the Mission are to improve quality of life/standard of living in Rurban clusters, bridge the rural-urban divide, reduce migration from rural to urban areas and eventually to facilitate reverse migration and stimulate local economic development, enhance basic services, and create well planned Rurban clusters.

7.11.4.10 Pradhan Mantri Gram Sadak Yojana (PMGSY) - (SDG 8): Government of India has launched the Pradhan Mantri Gram Sadak Yojana in 2000 to provide all-weather access to unconnected habitations. The Pradhan Mantri Gram Sadak Yojana is a 100% Centrally Sponsored Scheme. 50% of the CESS on High Speed Diesel is earmarked for this Programme. This scheme facilitates all weather roads in unconnected villages covering tribal and desert areas villages with a 500 and 250 in both common rural and tribal and desert areas. The primary objective of the scheme is to promote connectivity by way of an all weather road with necessary culverts and cross drainage structures which use throughout the year. Gram Panchayats bring to notice of the block Panchayat and similarly support in planning and coordinates for implementation PMGSY. Gram Panchayat monitors and furnish information to the block Panchayat which further inform to the Zilla Parishad. The Zilla Parishad is competent authority to promote roads in the rural areas with a justification, requirement and suggestions received from leaders of the constituency

7.11.4.11 Pradhan Mantri Awaas Yojana (SDG 1, SDG 8): To address the gaps in the rural housing program and in view of Government's commitment to providing "Housing for All". This programme aims at providing a pucca house, with basic amenities, to all houseless households and those households living in kutcha and dilapidated house by 2022. The Gram Panchayats have the most critical role to play in the actual implementation of the scheme. They include the (a) Conduct of Baseline survey using Socio-Economic Caste Census data would be coordinated by the Village Panchayats. (b) Facilitate the participatory identification of the eligible beneficiaries (c) Facilitate the beneficiaries in accessing materials required for construction at reasonable rates and also the masons needed for construction (d) Identify families who cannot construct houses on their own and help in identifying NGOs/Civil Society Organizations of repute to handhold such beneficiaries to construct the houses in time (e) Ensure convergence of schemes using resources over which they have command like MGNREGS, State and Central Finance Commission grants.



7.11.5 Ministry of Skill Development and Entrepreneurship

7.11.5.1 SANKALP (SDG 8): Skill Acquisition and Knowledge Awareness for Livelihood Promotion (SANKALP) is a program of Ministry of Skill Development and Entrepreneurship (MSDE) to converge existing skill training initiatives and to combine scale and quality of skilling efforts. The National Skill Development Mission provides opportunities for quality short and long term skill development leading to productive employment. The crisis surrounding COVID-19 pandemic has clearly established the centrality of Panchayats. The Gram Panchayat need to integrate skill development planning (fresh skill training, up-skilling and re-skilling) in the GPDP to make skill training relevant to the needs of the rural population.

7.11.5.2 Pradhan Mantri Kaushal Vikas Yojana (PMKVY) - (SDG 8): Pradhan Mantri Kaushal Vikas Yojana (PMKVY) was launched in 2015 to encourage and promote skill development in the country by providing short duration skill training and incentivizing through monetary rewards to youth for skill certification.. The new PMKVY 3.0 is a demand-driven scheme where the Districts will prepare plans for skill implementation. The plans will include youth details wanting to undergo skilling and the job roles in which they are interested. Based on this demand, training can be organized for them. The PRI in the village will be very useful in motivating youth for the skilling schemes and preparing such lists from their jurisdictions.

7.11.5.3 National Apprenticeship Promotion Scheme (NAPS) (SDG 8): “Apprentices Act, 1961” was enacted with the objective of regulating the program of training of apprentices in the establishments by utilizing the facilities available therein for imparting on-the-job training. MSDE is the administrative ministry responsible for implementation of this Act.

7.11.5.4 Jan Shikshan Sansthan (SDG 8): The scheme is mandated to provide vocational skills to non-literate, neo-literates, persons with rudimentary level of education upto 8th and school drop-outs upto 12th standard in the age group of 15-45 years. The priority groups are women, SC, ST, minorities and other backward sections of the society thereby reaching out to poorest of the poor. JSSs are also working at remote areas and empowering the adult population. JSS play a prominent role to minimize the migration of population from rural to urban area and provide vocational skills having local demand.

The PRIs can effectively liaise and facilitate the various skill programmes with youth suitable and eligible and ensure the participation of girls in their area.

7.11.6. Ministry of Education

7.11.6.1 Samagra Shiksha (SDG 4,5): The vision of the Scheme is to ensure inclusive and equitable quality education from pre-school to senior secondary stage in accordance with the Sustainable Development Goal (SDG) for Education. It subsumes the three erstwhile Schemes of Sarva Shiksha Abhiyan (SSA), Rashtriya Madhyamik Shiksha Abhiyan (RMSA) and Teacher Education (TE).



7.11.6.2 National Program for Education of Girls at Elementary Education (NPEGEL) (SDG 4,5): This program aims to reach girls, not enrolled in schools. The main focus of this program is to break gender stereotypes and to make sure girls get a good education at the elementary level.

7.11.6.3 Mid-day Meal Scheme (SDG 2,3,4): This scheme provides mid-day meals to children studying in primary class. The main objective was to eliminate classroom hunger of children and to increase school attendance and enrolment of children. It also addresses the issue of inadequate and improper nutrition among children. The responsibility of implementation and day to day supervision of the programme have been assigned to the Gram Panchayat

7.11.6.4 National Means-cum-Merit Scholarship Scheme (NMMSS) (SDG 4)- The Scheme is to award scholarships to meritorious students of economically weaker sections @ Rs. 1000/- per month (Rs. 12000/- per annum) to arrest their drop out at class VIII and encourage them to continue study up to class XII. There is a quota of scholarships for different States/UTs based on population and enrolment. Students whose parental annual income from all sources is not more than Rs. 1,50,000/- per annum are eligible to avail the scholarships.

7.11.6.5 National Scheme of Incentive to Girls for Secondary Education (NSIGSE) (SDG 4,5)- The objective of the scheme is to establish an enabling environment to reduce drop outs and to promote the enrolment of girl child belonging to SC/ST communities in secondary schools and ensure their retention. A sum of Rs.3000/- is deposited in the name of eligible unmarried girls as fixed deposit on enrolment in class IX, who are entitled to withdraw it along with interest thereon upon reaching 18 years of age and passing class 10th class examination. The scheme is boarded-on National Scholarship Portal and covered under the Direct Benefit Transfer (DBT).

The PRIs have substantial role in various aspects relating to school infrastructure, ensuring girls education, education of the differently abled, benefits and access and jointly working in moving towards the goal of quality education for all.

7.11.7. Ministry of Health & Family Welfare

7.11.7.1 Ayushman Bharat (AB) – (SDG 3): All the Sub-Centers and Primary Health Centers are upgraded as AB-HWCs (Health & Wellness Centers) to provide Comprehensive Primary Health Care in many diseases. Under the AB-HWC initiative, Community Health Officers are posted at SC-HWC along with 1 or 2 Multipurpose Health Worker/s and 4-5 ASHAs. AB-HWCs aim to provide free drugs and diagnostics services for 12 package of primary care services, including screening and treatment of Diabetes, Hypertension, Oral Cancer, Breast Cancer and Cervical Cancer.

7.11.7.2 Janani Suraksha Yojana (JSY) (SDG 3): JSY is a safe motherhood intervention which aims to reduce maternal and neonatal mortality by promoting institutional delivery among pregnant women. Under the scheme, cash assistance is provided to eligible pregnant women for giving birth in a public health facility or an accredited private health facility. JSY has identified ASHA as a link between the government and pregnant women for which she is also given an incentive to promote institutional delivery.



7.11.7.3 Janani Shishu Suraksha Karyakram (JSSK) (SDG 3): JSSK aims to eliminate out of pocket expenses for pregnant women delivering in public health institutions, antenatal and post-natal complications of pregnancy and sick infants upto 1-year accessing public health institutions for treatment. The entitlements include free drugs and consumables, free diagnostics, free blood wherever required, and free diet for 3 days during normal delivery and 7 days for C-section. This initiative also provides for free pick up and drop back between home and health facility, and also between facilities in case of a referral.

7.11.7.4 Immunization (SDG 3): Universal Immunization Programme (UIP) is one of the largest public health programmes for reduction of vaccine-preventable under-5 mortality rate. Under UIP, routine immunization sessions are conducted to provide free of cost vaccines against 12 vaccine-preventable diseases, nationally against 10 diseases. Since 2014, special immunization drives including Mission Indradhanush are being conducted to improve immunization coverage in areas where the proportion of unvaccinated and partially vaccinated children is high.

7.11.7.5 Home Based Care of Newborn and Young Children (HBNC/HBYC) (SDG 3): Under this programme, home visits are undertaken by ASHAs to assess the health status of the child and provide counselling to the family on healthy child care practices (a) For newborns - 6 visits in case of institutional delivery on day 3,7,14,21,28 and 42 days and seven visits in case of home deliveries with an additional visit on the day of birth. (b) For a young child - 4 visits at 3rd month, 6th month, 9th month and 12th month.

7.11.7.6 Rashtriya Bal Swasthya Karyakram (RBSK) (SDG 3): Under RBSK, comprehensive healthcare for children is provided to ensure that the children thrive and grow to their fullest potential through early detection of birth defects, diseases, deficiencies, development delays including disability (4Ds). Child Health Screening and Early Intervention Services under RBSK envisages to cover 30 selected health conditions for screening, early detection and free management for children from birth to 18 years of age. The RBSK teams visit schools once in a year and Anganwadi centres twice in a year for screening of children.

7.11.7.7 National AYUSH Mission (NAM) (SDG 3): It is a flagship scheme of Ministry of AYUSH with basic objective of promote AYUSH medical systems through cost effective services. Among the others, the main priority objectives of the scheme are to establish a holistic wellness model based on AYUSH principles and practices, to empower masses for “self-care” to reduce the disease burden, out of pocket expenditure and to provide informed choice to the needy public. It also includes support cultivation of medicinal plants by adopting Good Agricultural Practices (GAPs) so as to provide sustained supply of quality raw-materials and support certification mechanism for quality standards, Good Agricultural / Collection / Storage Practices.

PRIs along with VHSNC have substantial role to play in providing the last mile connect and continuing follow up of all aspects of health and well-being of all ages. Health necessarily needs intensive and immediate response and working together of Departments and PRIs as the Covid pandemic has also shown.



7.11.8. Ministry of Women & Child Development

7.11.8.1 Strengthening the functioning of Anganwadi (SDG 3, SDG 4): The main objectives of Integrated Child Development Services (ICDS) Scheme are (a) improve the nutritional and health status of children in the age-group of 0-6 years and pregnant and lactating mother (b) Lay the foundation for proper psychological, physical and social development of the child and (c) Reduce the incidence of mortality, morbidity, malnutrition and school dropout. For implementation of ICDS the Gram Panchayat need to take initiatives for awareness building in the community on nutrition, for identification of the malnourished children and ensure supplementary nutrition through existing schemes/ programmes.

7.11.8.2 POSHAN Abhiyan (SDG 3): POSHAN Abhiyaan aims at reducing malnutrition, in adolescent girls, pregnant women, lactating mothers and children from 0 to 6 years of age. The Abhiyaan will ensure mechanisms for timely service delivery and a robust monitoring as well as intervention infrastructure. Target is to bring down stunting of the children in the age group of 0-6 years from 38.4% to 25% by the year 2022. Such interventions contribute to improvements in birth weight and reduction in both Infant Mortality Rate (IMR) and Maternal Mortality Rate (MMR). Health care, water, sanitation, hygiene, mother's education, poverty, are among some of the critical factors that contribute to improved nutrition. Every State/District/Block develops its Convergence Action Plan which includes their specific constraints and bottlenecks and what can they address in short, mid or long term.

The convergent plan between Health and WCD Ministries in the GP is enhanced by the participation of PRIs and SHGs in field planning and joint implementation and monitoring.

7.11.9. Ministry of Agriculture and Farmers Welfare

7.11.9.1 Pradhan Mantri Kisan Samman Nidhi Yojana (PM-KISAN) (SDG 2) : PM-KISAN scheme augments the income of the farmers by providing support to all landholding farmers', to enable them to take care of expenses related to agriculture and allied activities as well as domestic needs. Under the Scheme an amount of Rs.6000/- per year is transferred in three 4-monthly instalments of Rs.2000/- directly into the bank accounts of the farmers .subject to certain exclusion criteria. An exclusive web-portal www.pmkisan.gov.in has been launched for the Scheme. The financial benefits are released to the beneficiaries on the basis of the data of farmers prepared and uploaded on this -portal.

7.11.9.2 Pradhan Mantri Kisan Maan-Dhan Yojana (PM-KMY)(SDG 2): It is a voluntary and contribution based pension scheme. Pension will be paid to the farmers from a Pension Fund managed by the Life Insurance Corporation of India A fixed pension of Rs.3,000/- will be provided to all eligible small and marginal farmers.. Farmers will have to contribute an amount between Rs.55 to Rs.200 per month in the Pension Fund till they reach the retirement date i.e. the age of 60 years. The Central Government will also make an equal contribution of the same amount in the pension fund. Those farmers who are of the age of 18 years and above and upto 40 years are eligible to join the scheme. If the farmer dies after the retirement date, the spouse will receive 50% of the pension i.e. Rs.1500 per month as Family Pension.If the farmer is a beneficiary of the PM-KISAN Scheme, he/she may allow the contribution to be directly paid from the same bank account in which



he / she receives the PM-Kisan benefit.

7.11.9.3 Pradhan Mantri Annadata Aay Sanrakshan Abhiyan (PM-AASHA (SDG 2): This scheme is an umbrella scheme comprising of Price Support Scheme (PSS), Price Deficiency Payment Scheme (PDPS) and Private Procurement & Stockist Scheme (PPSS). The PSS is implemented for procurement of pulses, oilseeds and copra at MSP, whereas PDPS is implemented for oilseeds. However, States/UTs may choose either PSS or PDPS in a given procurement season. However, if farmers gets better price in comparison to MSP, they are free to sell their produce in open market.

7.11.9.4 Pradhan Mantri Fasal Bima Yojana (PMFBY) (SDG 2): PMFBY provides comprehensive crop insurance from pre-sowing to post harvest losses against non-preventable natural risks at an extremely low premium rate of upto 2% of sum insured for Kharif crops, upto 1.5% for Rabi food & oilseed crops and upto 5% for annual commercial/horticultural crops. The balance of actuarial premium is shared by the Central and State. There is provision for add-on/index plus products for horticultural crops for compensating losses due to perils of hailstorm, cloudburst etc. on individual farm basis

7.11.9.5 Pradhan Mantri Krishi Sinchayee Yojana (PMKSY) (SDG 2, 6,12): This scheme mainly focuses on water use efficiency at farm level through precision/micro irrigation. Besides promoting precision irrigation, this will also supports micro level water storage or water conservation/management activities to supplement micro irrigation

7.11.9.6 National Food Security Mission (NFSM) (SDG 2,12) : The scheme is implemented since 2007-08 to increase the production of rice, wheat and pulses through area expansion and productivity enhancement; restoring soil fertility and productivity; creating employment opportunities; and enhancing farm level economy. Coarse cereals were also included in the Mission from under NFSM.

7.11.9.7 Mission for Integrated Development of Horticulture (MIDH) (SDG 2,8,12) : The scheme is implemented for holistic growth of the horticulture sector covering fruits, vegetables, root and tuber crops, mushrooms, spices, flowers, aromatic plants, coconut, cashew, cocoa and bamboo. The components of MIDH include (a) National Horticulture Mission (NHM) (b) Horticulture Mission for North East & Himalayan States (HMNEH) (c) National Horticulture Board (NHB) (d) Coconut Development Board (CDB)

7.11.9.8 Rashtriya Krishi Vikas Yojana (SDG 2,8): Remunerative Approaches for Agriculture and Allied Sector Rejuvenation (RKVY-RAFTAAR). This scheme aims at making farming a remunerative economic activity through strengthening the farmers' effort, risk mitigation and promoting agri-business entrepreneurship. Under the scheme funds are released to States/UTs for infrastructure and assets development, for value addition linked production projects, for supporting any projects as per their local needs.

7.11.9.9 Paramparagat Krishi Vikas Yojana (PKVY) (SDG 2,12) : The PKVY Scheme is implemented for promotion of Organic farming in our country. The scheme is implemented in a



cluster mode with min. 20 ha size and States have been asked to implement in cluster size of 1000 ha in plain area and 500 ha in hilly area to facilitate marketing of organic produce. All farmers are eligible but within a group a farmer can avail benefit to a maximum of 2 ha. and the limit of assistance is Rs.50,000 per hac., out of which 62% i.e., Rs. 31,000 is given as incentives to a farmer for organic conversion, organic inputs, on farm inputs, production infrastructure, etc., shall be provided directly through DBT during the conversion period of 3 years.

7.11.9.10 National Agriculture Market (e-NAM) (SDG 2,8,12): The scheme is part of Integrated Scheme for Agricultural Marketing. Online trading of agriculture commodities is carried out in transparent and competitive manner helping the farmers with better price discovery for their produce. About 1000 wholesale regulated markets across the country have been integrated with e-NAM platform. Under the scheme, financial assistance up to Rs. 75 lakh per mandi for electronic weighing scale, computer IT equipment, cleaning/ sorting/ grading equipment and bio- composting unit is also provided to States/Union Territories.

7.11.9.11 Development and Up-gradation of Rural Haats (SDG2,8): The scheme is jointly implemented by MoRD, and other Government departments through their schemes in coordination. The basic and supporting infrastructure is assisted through MGNREGS and the marketing infrastructure is assisted from Agriculture department and other government schemes. The state governments may take loan at subsidized interest from NABARD for creating Agri Market Infrastructure Fund (AMIF) for this purpose.

7.11.9.12 Animal Husbandry and Dairying: (SDG 2,8,12): The department of Animal Husbandry implements various schemes for enhancing livestock production and productivity, for protection from diseases and genetic improvement of livestock, for conservation and development of indigenous breeds etc. The key schemes include (a) .Cattle and Dairy Development (b) .Rashtriya Gokul Mission al (c) National Programme for Dairy Development (d) .Dairy Processing and Infrastructure Development Fund and(e) .Support to Dairy Cooperatives and Farmer Producer Organizations engaged in dairy activities

7.11.9.13 Pradhan Mantri Kisan Samapda Yojana (PMKSY) (SDG 8,12): Under the Atmanirbhar Bharat Abhiyan (ABY) 2020 initiative of the Government, the MoFPI launched a new Centrally Sponsored Scheme, Prime Minister-Formalization of Micro Food Processing Enterprises (PM-FME) with a total outlay of Rs.10,000 Crore over the period 2020-2025. Under this scheme financial support is provided for creation of modern infrastructure projects, food manufacturing units, value chain development, backward and forward linkages and food testing laboratories. etc.

The PRIs involvement with these schemes in key sectors of rural livelihoods would not only ensure food security and social security, but also growth of rural economy and sustainable production and consumption.

7.11.10. Ministry of Consumer Affairs, Food and Public Distribution

7.11.10.1 National Food Security Act (NFSA) (SDG 1, SDG 2): The Act is being implemented by Department of Food and Public Distribution, Ministry of Consumer Affairs, Food and Public



Distribution in all the States/UTs, and 80.72 crore persons are being covered for receiving highly subsidized foodgrains at Rs.1/2/3 per kg. for coarse grains / wheat / rice respectively, out of total intended coverage of 81.34 crore persons. The PRIs have been assigned various roles the provisions of the National Food Security Act. Section 25 of the Act makes the PRIs responsible for the proper implementation of the Act in their respective areas. The PRIs are supposed to conduct periodic social audits on the functioning of Fair Price Shops (FPSs), Targeted Public Distribution System (TPDS) and other welfare schemes, and take necessary action, in such manner as may be prescribed by the State Government.

7.11.11 Ministry of Power

7.11.11.1 Pradhan Mantri Sahaj Bijli Har Ghar Yojana –“Saubhagya” (SDG 7): The Pradhan Mantri Sahaj Bijli Har Ghar Yojana –“Saubhagya” ensure electrification of all willing households in the country in rural as well as urban areas.. The beneficiaries for free electricity connections would be identified using Socio Economic and Caste Census (SECC) 2011 data. However, un-electrified households not covered under the SECC data would also be provided electricity connections on payment of Rs. 500 which shall be recovered by DISCOMs in 10 instalments through electricity bill. The solar power packs of 200 to 300 W with battery bank for un-electrified households will be provided which comprises of Five LED lights, One DC fan, One DC power plug . It also includes the Repair and Maintenance (R&M) for 5 years. The expected outcome of the Scheme includes environmental up-gradation by substitution of kerosene for lighting purposes, and improved quality of life especially for women. The Rural Electrification Corporation Limited (REC) is the nodal agency for implementation of the scheme. Reaching the unreached with clean energy and ensuring provision of electricity to all households in the Panchayat would be fulfilling a mandated responsibility as well.

7.11.12 Ministry of Petroleum & Natural Gas

7.11.12.1 UJALA - Domestic Efficient Lighting programme (SDG 7,13): An ordinary bulb is an extremely energy inefficient form of lighting with just 5% of the electricity input converted to light. Efficient light bulbs like Light-emitting Diode (LEDs) consumes only one-tenth of energy used by ordinary bulb to provide the same or better light output. However, high cost of LEDs has been a barrier in adoption of such efficient lighting systems. The UJALA scheme proposes to overcome this cost barrier. "UJALA" – is an acronym for Unnat Jyoti by Affordable LEDs for All. Under the scheme, 20W LED tube lights and BEE 5-star rated energy efficient fans are distributed to the consumers at subsidized rates.. The main objective of the scheme is to promote efficient lighting, which reduce electricity bills and help preserve environment. The Electricity Distribution Company and Energy Efficiency Services Limited (EESL) is implementing the programme

7.11.12.2 Pradhan Mantri Ujjwala Yojana (PMUY) (SDG 7, SDG 15): Pradhan Mantri Ujjwala Yojana aims to safeguard the health of women & children by providing them with a clean cooking fuel – LPG, so that they don't have to compromise their health in smoky kitchens or wander in unsafe areas collecting firewood. Under this scheme, 5 Cr LPG connections will be provided to BPL families with a support of Rs.1600 per connection. Ensuring women's empowerment, especially in rural India, the connections will be issued in the name of women of the households. Identification of the BPL families will be done through Socio Economic Caste Census Data.



PMUY is likely to result in an additional employment of around 1 Lakh and provide business opportunity of at least Rs. 10,000 Cr. to the Indian Industry. Launch of this scheme has also provided a great boost to the 'Make in India' campaign as all the manufacturers of gas cylinders and gas stoves are domestic.

7.11.13 Ministry of Environment Forest & Climate Change

7.11.13.1 National Mission for Green India (SDG 13, 15): The National Mission for a Green India (GIM) was announced as one of the eight Missions under the National Action Plan on Climate Change (NAPCC). GIM is based on a holistic view of greening and focuses not on carbon sequestration targets alone, but, on multiple ecosystem services, especially, biodiversity, water, biomass etc. along with climate adaptation and mitigation as a co-benefit. It has the following the broad objectives (a) Increased forest/tree cover to the extent of 5 million hectare (mha) and improved quality of forest/tree cover of another 5 mha of forest/non-forest lands (b) Improved/enhanced eco-system services like carbon sequestration and storage (in forests and other ecosystems), hydrological services and biodiversity; along with provisioning services like fuel, fodder, and timber and non-timber forest produces and (c) Increased forest based livelihood income of about 3 million households. The Gram Sabha and the Committees mandated by the Gram Sabha, including revamped JFMCs, which will plan and implement the Mission activities at the village level. The plans will be approved by the respective Gram Sabha. Gram Sabha will also carry out the social audit of the Mission activities at the village level. PRIs are well placed to address issues of Climate Change, Life on Land and Life Below Water (especially Coastal Panchayats) within their domain in a far more effective manner, given the right awareness and sensitization programmes. Increasing frequency of disasters that has emerged as a consequence of Climate Change and impact of unbridled developments on the environment has led to the need for strongly working with GPs in processes of Disaster Management.

The localization of the SDGs should both respond to local and national needs and priorities and be coherent with, and complement, national strategies with all Ministries having primary responsibility for their own contributions to implement the 2030 Agenda in their respective programmes in rural areas with PRIs. Having varied schemes, programmes and interventions being implemented by each Ministry, it is essential that localization of SDGs adequately takes into consideration of bringing in convergence and working with PRIs in the implementation of those programmes at the grassroots level, and enable the PRIs to take ownership and play a vital part in achieving the SDGs.





The Future We Want

Resolution adopted by the UN General Assembly

(Extracts)

We reaffirm the key role of all levels of government and legislative bodies in promoting sustainable development.

We recognize that people are at the centre of sustainable development and, in this regard, we strive for a world that is just, equitable and inclusive, and we commit to work together to promote sustained and inclusive economic growth, social development and environmental protection and thereby to benefit all.

We underscore that women have a vital role to play in achieving sustainable development. We recognize the leadership role of women, and we resolve to promote gender equality and women's empowerment and to ensure their full and effective participation in sustainable development policies, programmes and decision-making at all levels.

In this regard, we commit to creating an enabling environment for improving the situation of women and girls everywhere, particularly in rural areas and local communities and among indigenous peoples and ethnic minorities.

We recognize that opportunities for people to influence their lives and future, participate in decision-making and voice their concerns are fundamental for sustainable development. We underscore that sustainable development requires concrete and urgent action. It can only be achieved with a broad alliance of people, governments, civil society and the private sector, all working together to secure the future we want for present and future generations.

We further acknowledge efforts and progress made at the local and subnational levels, and recognize the important role that such authorities and communities can play in implementing sustainable development, including by engaging citizens and stakeholders and providing them with relevant information, as appropriate, on the three dimensions of sustainable development. We further acknowledge the importance of involving all relevant decision makers in the planning and implementation of sustainable development policies.

We acknowledge that democracy, good governance and the rule of law, at the national and international levels, as well as an enabling environment, are essential for sustainable development, including sustained and inclusive economic growth, social development, environmental protection and the eradication of poverty and hunger. We reaffirm that, to achieve our sustainable development goals, we need institutions at all levels that are effective, transparent, accountable and democratic.



We underscore the importance of a strengthened institutional framework for sustainable development which responds coherently and effectively to current and future challenges and efficiently bridges gaps in the implementation of the sustainable development agenda...

We... underscore the importance of interlinkages among key issues and challenges and the need for a systematic approach to them at all relevant levels; ...Enhance coherence, reduce fragmentation and overlap and increase effectiveness, efficiency and transparency, while reinforcing coordination and cooperation...

We recognize the crucial importance of enhancing financial support from all sources for sustainable development. New partnerships and innovative sources of financing can play a role in complementing sources of financing for sustainable development. We recognize that greater coherence and coordination among the various funding mechanisms and initiatives related to sustainable development are crucial.

We emphasize the need for enhanced capacity-building for sustainable development. We reiterate the importance of human resource development, including training, the exchange of experiences and expertise, knowledge transfer and technical assistance for capacity-building, which involves strengthening institutional capacity, including planning, management and monitoring capacities.

Sustainable development requires the meaningful involvement and active participation of regional, national and subnational legislatures and judiciaries, and all major groups: women, children and youth, indigenous peoples, non-governmental organizations, local authorities, workers and trade unions, business and industry, the scientific and technological community, and farmers, as well as other stakeholders, including local communities, volunteer groups and foundations, migrants and families, as well as older persons and persons with disabilities. In this regard, we agree to work more closely with the major groups and other stakeholders, and encourage their active participation, as appropriate, in processes that contribute to decision-making, planning and implementation of policies and programmes for sustainable development at all levels.

We recognize that improved participation of civil society depends upon, inter alia, strengthening access to information and building civil society capacity and an enabling environment. We recognize that information and communications technology is facilitating the flow of information between governments and the public. In this regard, it is essential to work towards improved access to information and communications technology.



We stress the importance of the active participation of young people in decision-making processes, as the issues we are addressing have a deep impact on present and future generations and as the contribution of children and youth is vital to the achievement of sustainable development. We also recognize the need to promote intergenerational dialogue and solidarity by recognizing their views.

We recognize that gender equality and women's empowerment are important for sustainable development and our common future. We reaffirm our commitments to ensure women's equal rights, access and opportunities for participation and leadership in the economy, society and political decision-making.

We call for holistic and integrated approaches to sustainable development that will guide humanity to live in harmony with nature and lead to efforts to restore the health and integrity of the Earth's ecosystem.

We resolve to take urgent action to achieve sustainable development. We therefore renew our commitment to sustainable development, assessing the progress to date and the remaining gaps in the implementation of the outcomes.

(The UN General Assembly re-affirmed the principles in the Declaration, The Future we Want when adopting the Sustainable Development Goals in September 2015.)

What we are announcing today – an Agenda for global action for the next 15 years – is a charter for people and planet in the twenty-first century. Children and young women and men are critical agents of change and will find in the new Goals a platform to channel their infinite capacities for activism into the creation of a better world.

The future of humanity and of our planet lies in our hands. It lies also in the hands of today's younger generation who will pass the torch to future generation. We have mapped the road to sustainable development; it will be for all of us to ensure that the journey is successful and its gains irreversible.

On behalf of the peoples we serve, we have adopted a historic decision on a comprehensive, far reaching and people centred set of universal and transformative Goals and Targets. We commit ourselves to working tirelessly for the full implementation of this agenda by 2030.

TRANSFORMING OUR WORLD: THE 2030 AGENDA FOR SUSTAINABLE DEVELOPMENT

UN General Assembly Sep 2015

(Extracts)



Annexures



Annexure 1: Minutes of Expert Group Meetings (May to September 2021)

First Meeting of the Expert Group held on 21st May 2021

The first meeting of the Expert Group on Localization of SDGs was held on 21st May 2021 at 4.30 PM through video conference. Smt. Jayashree Raghunandan, Additional Chief Secretary, Planning & Development, Government of Tamil Nadu, the Chair of the Expert Group presided over the meeting attended by the Members:

1. Smt. Rekha Yadav, IAS, Joint Secretary, MoPR
2. Dr Joy Elamon, Director, KILA, Kerala
3. Dr. Ganesh Prasad, Permanent Core Faculty, SIRD, Karnataka
4. Ms. Nirmala Meena, Director, Indira Gandhi Panchayati Raj & Gramin Vikas Sansthan, Jaipur, (SIRD, Rajasthan)
5. Shri Saroj Kumar Dash, Joint Director, SIRDPR, Odisha
6. Shri Alen John Samuel, SDG Officer, NITI Aayog
7. Shri RSN Sharma, National Project Manager, MoPR

Smt RV Shajeevana, Addl Director RD and Chief Community Development Officer, TNSCB, could not attend the Meeting due to connectivity problems.

Dr. C. Kathiresan, Associate Professor & Head, Centre for Panchayati Raj, NIRDPR, Hyderabad, could not attend the Meeting. On his behalf, Dr. Pratyusna Patnaik, Asst. Prof, NIRDPR attended.

Ms. Piyali Roy, Master Trainer, RGSA-West Bengal attended on behalf of Shri Dibyendu Das, Special Secretary, Department of Panchayati Raj, Government of West Bengal.

In addition to the Members, the others who attended the Meeting:

1. Smt. Samyukta Samaddar, Advisor, SDG, NITI Aayog
2. Mr Rabi Lochan Mondal, Policy and Governance Manager, ISGPP, Govt of West Bengal
3. Shri Arun Mishra, Deputy Secretary, Ministry of Panchayati Raj, Government of India
4. Dr. PP Balan, Consultant, Ministry of Panchayati Raj, Government of India
5. Shri Kunal Bandyopadhyay, Consultant, Ministry of Panchayati Raj, Government of India
6. Ms. Priyanka Dutta, Consultant, Ministry of Panchayati Raj, Government of India

1)The meeting started with self-introduction of the group members followed by a presentation on the role of the Expert Group by MoPR. Thereafter, the Chair requested group members to outline their experience in carrying out works relating to implementation of SDGs in Panchayats and general views on the subject.

Smt Rekha Yadav, Joint Secretary (CB-MoPR)

1. Localizing SDGs should take relevance of gaps identification through Mission Antyodaya (MA) survey data so as to integrate the gaps into the planning process of preparing and finalizing the GPDPs.
2. Integration of SDG targets in GPDP needs to be done to enable Panchayats to develop a vision for their development in alignment with national and global priorities.



3. Third Party Assessment of RGSA (by NCAER), is expected to be submitted to MoPR by August, and this Report of the EG will be also seen in the light of this Assessment.

Dr. Joy Elamon, Director, KILA – Kerala

1. During 2015-2016, a Handbook was developed where a detailed approach to Capacity Building and Training (CB&T) activities was done as per thematic areas.
2. Ministry has also developed tool kits for providing training to all stakeholders.
3. On the training activities, KILA conducted a lot of trainings on SDG thematic areas.
4. With the launch of the RGSA and SDGs coming into focus, the preparation of GPDP has taken a new turn, where the role of GPs in the achievement of SDGs gets highlighted with the primary aim of strengthening PRIs for achieving the Goals.
5. The Goals 10, 12,13,14 and 16 are also relevant for Panchayats and the EG need not restrict to those mentioned in the presentation by MoPR.

Ms Piyali Roy, State level Consultant of RGSA, West Bengal

1. The work of SDGs has been integrated at 2 levels in the State. At one level, in the decentralized planning (for development of GPDPs, BDPs and DPDPs) and on the other side by providing CB&T.
2. The Line Departments are involved in the preparation of plans at GP level.
3. The State is also working on developing capacities of Elected Representatives (ERs) on different sectors/themes.
4. State is also involved in development of different IEC Materials relating to Gender Empowerment, Education and other thematic areas relating to SDGs.
5. There are Sub-Committees at GP level that are to work on indicators

Dr. Ganesh Prasad, Permanent Core Faculty of SIRD, Karnataka

1. The process of indicators and targets started with the Backward Region Grants Fund in 2006 and was operational till 2012.
2. In 2010, the State identified 32 indicators to measure performance of GPs in major sectors such as Health, Education and others.
3. Targets can be fixed by Panchayats.
4. Replicating such performance measurement of GPs across all GPs in the country will be a good initiative that can be taken up as way forward.
5. Training on SDGs is being provided to ERs under the RGSA, where one full day is allocated in the training programmes.

Shri Saroj Kumar Dash, Joint Director of SIRDPR, Odisha

1. For localization, it is important to create an enabling environment. Some important aspects in this are - the involvement of Line Departments; interest of the State Government in convergence; expanding best practices etc
2. More emphasis has to be given to involve other departments at the central and state levels as the achievement of SDGs is a work of collective initiative of all Departments.
3. A benchmarking survey needs to be done on the involvement of PRIs



Shri Alen John Samuel, SDG Officer, Niti Aayog

1. It is essential to monitor indicators constantly.
2. NITI Aayog has worked on various indicators and will share these.

Smt. Samyukta Samaddar, Advisor SDG, NITI Aayog spoke and conveyed the following views:

1. Indicators, Monitoring and Dashboards are the focus areas of NITI and hence on these Shri Alen John, Member of the EG from NITI can play an effective role.
 2. A robust monitoring system needs to be put in place where NITI Aayog could take the lead.
 3. An indicator framework that NITI developed for monitoring of SDG indicators in NE States is also already available and can be put to use.
 4. An inclusive agenda needs to be developed in localizing SDGs through GPs integrating areas relating to Disaster Management, Gender Issues etc.
2. The further course of the work of the Expert Group was worked out with each of the Expert Group members taking the responsibility of coordinating and documenting the discussions for preparing the Report, on each area as identified in the ToR. All members would be actively participating and giving their views and the Group as a whole would discuss all the areas.

The Expert Group members who would be coordinating and documenting the discussions of areas as per ToR for preparing the Report :

Shri Alen John Samuel, SDG Officer of Niti Aayog	Identifying targets and broad indicators for the PRIs
Dr. Joy Elamon, Director, KILA – Kerala	Identifying thematic areas of SDGs with indicators and targets
Shri Dibyendu Das, Special Secretary, DoPR, Govt. of West Bengal (Ms Piyali Roy, State level Consultant of RGSA)	Identifying institutions, partners and assigning mandate for delivery of SDGs at the local level
Shri Dibyendu Das, Special Secretary, DoPR, Govt. of West Bengal (Ms Piyali Roy, State level Consultant of RGSA)	Mapping roles and responsibilities of Agencies/Ministries/State Governments in localising SDGs
Mr RSN Sharma, MoPR	Identification of factors for slow progress of integration of SDGs in GPDPs
Shri Dibyendu Das, Special Secretary, DoPR, Govt. of West Bengal (Ms Piyali Roy,	Suggest measures for convergence between Agencies/Ministries/State Governments in achieving SDGs at the Panchayats as per their mandate



State level Consultant of RGSA)	
KILA	Recommend appropriate CB &T activities for the Elected Representatives, functionaries and stakeholders of PRIs for delivering SDGs
Shri Saroj Kumar Dash, Joint Director of SIRDPR, Odisha	Develop suitable framework for evidence-based monitoring of achievement of SDG parameters at the local level
NIRD&PR	Identifying institutions, partners and assigning mandate for delivery of SDGs at the local level
Dr. Ganesh Prasad, Permanent Core Faculty. SIRD – Karnataka	Incentivising performance of Panchayats for localizing SDGs
MoPR	Recommend measures to integrate SDGs in the revamped RGSA
Dr. Ganesh Prasad, Permanent Core Faculty. SIRD – Karnataka	Identifying mechanism/institutions for documenting best practices on localisation of SDGs at Panchayats

- 2) Rekha Yadav, JS, MoPR, assured continuous involvement and support of the officers of MoPR, which would enable the officers to take forward the recommendations and assist the EG in the process of discussions including with States.
- 3) The Chair suggested that in the next meeting, focus of the discussion would be on **Identification (understanding) of the factors for slow progress of integration of SDGs in GPDPs**. Time permitting the **role of Mission Antyodaya Survey and its use in GPDP** would also be discussed.

In her closing remarks, the Chair suggested MoPR on including a representative from North Eastern states in the Group. Further that the EG would discuss with various states while preparing the recommendations of the EG.



Second Meeting of the Expert Group held on 26th May 2021

The 2nd meeting of the Expert Group on Localization of SDGs was held on 26th May 2021 at 3.00 PM through video conference. Smt. Jayashree Raghunandan, Additional Chief Secretary, Planning & Development, Govt of Tamil Nadu, the Chair of the Expert Group presided over the meeting attended by the following Members:

1. Shri Dibyendu Das, Special Secretary, Department of Panchayati Raj, Government of West Bengal.
2. Dr Joy Elamon, Director, KILA, Kerala
3. Dr. Ganesh Prasad, Permanent Core Faculty, SIRD, Karnataka
4. Shri Alen John Samuel, SDG Officer, NITI Aayog
5. Shri RSN Sharma, National Project Manager, MoPR

In addition to the Members, others who attended the Meeting from MoPR are:

1. Dr. PP Balan, Consultant, Ministry of Panchayati Raj, Government of India
2. Shri Kunal Bandyopadhyay, Consultant, Ministry of Panchayati Raj, Government of India
3. Ms. Priyanka Dutta, Consultant, Ministry of Panchayati Raj, Government of India

The Members who could not attend the Meeting :

1. Ms. Rekha Yadav, Joint Secretary, MoPR,
2. Shri Saroj Dash, Joint Director, SIRDPR, Odisha
3. Ms. Nirmala Meena, Director, Indira Gandhi Panchayati Raj & Gramin Vikas Sansthan, Jaipur, (SIRD, Rajasthan)
4. Dr. C. Kathiresan, Associate Professor & Head, Centre for Panchayati Raj, NIRDPR, Hyderabad
5. Ms R V Shajeevana, Addl Director RD and Chief Community Development Officer, TNSCB

- 1) The meeting started with a very good presentation by Shri RSN Sharma on the factors for slow progress of integration of SDGs in GPDPs and on role of Mission Antyodaya(MA) Survey and its use in GPDP.

After the presentation, members made the following observations:

1. Shri Dibyendu Das:

- In the current situation, MA survey data is not being used in the preparation of GPDP. MA Survey should be done in advance so that the survey data is used in preparation of the GPDP.
- Proper awareness should be provided to ERs and PR Functionaries on SDGs, as well as their linkage to MA, so that they can be integrated in the micro level monitoring
- Implementation of Schemes at the GP level should be linked (mapped/correlated) to SDGs and its indicators. This could also be a backend process so that the Panchayats focus on the outcomes, and plan for it, and implementation can take place at the GP level



2. Dr Joy Elamon:

- Multiple schemes/activities can be impacting on a same single SDG Goal; also same scheme can have effect on multiple goals
- Mapping should be done on SDG Goals and corresponding activities being implemented at GP level
- In Kerala, there is a Development Report that is prepared annually. The Development Report is referred to while preparing the next year's Development Plans. MA Data is never accessed though it is originally collected by the Panchayat.

3. Dr. Ganesh Prasad:

- GPDPs failed to address critical gaps relating to SDG indicators as there is lack of clarity on their role with reference to functions and functionaries, information on funds for Departments for the Panchayat
- There is wide disparity in the devolving of functions to all 3 tier PRIs in different States.
- There is even more disparity in the devolving of panchayat functionaries
- The well defined resource envelope of other line departments are not made available to PRIs. This assumes more significance as 75% funding is through Line Departments directly.
- Data availability at the GP level on key SDG indicators relevant is a concern. This is available with the field worker of Line Deptt but not with the Panchayat. Eg: AWW data is with AWW and not available for the use of Panchayat to participate and prepare the relevant plan.
- MA data is not used by line departments, and they rely on their officially gathered Statistics.
- MA data to be reconciled and matched with Department Data. MA data to be benchmarked. MA data acceptability and usage should be made in the preparation of GPDP .
- MA data goes to GoI and is not made available at Panchayat level.
- Use of Gap data visualization is being done for higher levels of presentation. Use of this Gap data that positions the Panchayat vis a vis the best / target is very useful in visualization for working with Panchayats and planning for the GPDP.
- There are 142 parameters in MA and not all are applicable or doable at Panchayat level
- There are multilevel approvals for GPDPs. This is not required, and it can be approved at the Gram Sabha level itself.
- Panchayats fixing of targets is an important aspect in looking at SDG achievements. It cannot be only left to the Panchayat, without setting it in context of the overall achievements to be made and best levels.
- Availability of Line Department data and data on indicators is not available for the use of Panchayat
- GPDPG covers what can be funded by the Panchayat, from its own available funds, and therefore not the SDGs and what is available for the Panchayat, including from the Line Departments
- In Karnataka, All Line Departments participate in quarterly official review of local level action and progress.



4. **Shri Kunal Bandyopadhyay:**

- MA data is an only official data that GPs can measure their performance
- Efforts should be made for ensuring participation of Line Departments in GPDP preparation and making sure that their Data/plans are integrated into the preparation of GPDP

5. **Dr PP Balan:**

- Sub-plans of Line Departments should be shared with Gram Panchayats and should be linked with GPDP – VPRC plan under Livelihoods Mission; Sub-plans under SCP, TSP; different schemes plans in addressing SDGs / at Panchayat level
- Activities conducted in the GP area towards any aspect should be reflected in activities under the GPDP
- E-Gram Swaraj portal to reflect work done in Panchayats. This should be with data visualization in presentation of data

2) In her remarks, the Chair mentioned the various excellent points that have been made by the EG and in the Presentation by Mr. Satya Sharma of MoPR and re-emphasised that there should be data synchronization of MA Data and data of the line departments at GP level so that gaps can be identified and development plans can be prepared accordingly. She noted that while preparing GPDPs, benchmarking of data is needed for GPs to implement relevant activities for making progress on identified areas. She mentioned that data visualization of SDG indicators at the Panchayat level is a good mechanism to communicate the SDG status to all stakeholders. Chair remarked that through Capacity Building activities for the Elected Representatives and PR functionaries thematic areas can be highlighted, they need to be related to the indicators of SDGs, so that they are aware of SDGs and their objectives, and look at the gamut of SDGs and not limit themselves both in what they choose to do and what levels they plan to achieve. This would add to the paving the way for effective localization of SDGs.

3) For the next Meeting, to discuss the **Identifying of Targets and Broad Indicators for the PRIs** the Chair requested Mr. Alen John to make the presentation on the Indicator Framework at Panchayat level that was referred to in the first meeting that was developed by Niti Aayog. He clarified that Indicator Framework has been developed only upto District level and not at sub-district level by Niti Aayog. Hence it was decided to look at the **Identifying of Thematic Areas of SDGs with Indicators and Targets** , which would cover the Identifying of targets and broad indicators for the PRIs under the ToR. It was suggested that thematic presentations by Expert Group members can be taken-up :

1. Dr Joy Elamon, Director, KILA
2. Dr. Ganesh Prasad, Permanent Core Faculty, SIRD, Karnataka
3. Shri RSN Sharma
4. Shri Dibyendu Das, Special Secretary, Department of Panchayati Raj, Government of West Bengal
5. NIRD
6. Tamil Nadu



Third Meeting of the Expert Group held on 1st June, 2021

The 3rd meeting of the Expert Group on Localization of SDGS was held on 1st June 2021 at 3.00 PM through video conference. Smt. Jayashree Raghunandan, Additional Chief Secretary/Director-General of Rural Development and Panchayat Raj (Training), Government of Tamil Nadu, the Chair of the Expert Group presided over the meeting. The following members attended the meeting:

1. Shri Dibyendu Das, Special Secretary, Department of Panchayati Raj, Government of West Bengal.
2. Dr Joy Elamon, Director, KILA, Kerala
3. Shri Saroj Das, Joint Director, SIRDPR, Odisha
4. Ms R V Shajeevana, Addl Director RD and Chief Community Development Officer, TNSCB
5. Ms. Rekha Yadav, Joint Secretary, MoPR
6. Shri RSN Sharma, National Project Manager, MoPR

In addition to the members, others who have attended meeting are: -

1. Dr. P.P Balan, Consultant, MoPR
2. Dr. Pratyushna Patnaik, Assistant Professor, NIRD&PR (representing Dr. C. Kathiresan)
3. Mr. Kunal Bandyopadhyay, Consultant, MoPR
4. Ms Priyanka Dutta, Consultant, MoPR
5. Mr. Satyendra Kumar Jha, Consultant, MoPR
6. Ms. Piyali Roy, Master Trainer, RGSA-West Bengal

The members who could not attend the meeting are:-

1. Dr. C Kathiresan, Associate Professor & Head, Centre for Panchayati Raj, NIRDPR, Hyderabad
2. Mrs. Nirmala Meena, Director, Indira Gandhi Panchayati Raj & Gramin Vikas Sansthan, Jaipur, (SIRD, Rajasthan)
3. Dr. Ganesh Prasad, Permanent Core Faculty, SIRD, Karnataka
4. Mr. Allen John, SDG Officer, Niti Aayog

The meeting started with a recap note by the Chair in which she discussed key points of the 2nd meeting held on 26th May 2021. Thereafter, she invited Mr. Joy Elamon to share his thematic presentation.

1. Dr. Joy Elamon

He presented Kerala's experience on implementing different grassroots interventions relating to SDG-3, which covers ensuring healthy lives and promoting well-being at all ages. He stated that Kerala has made significant strides in increasing life expectancy and reducing some of the common killers associated with child and maternal mortality. He mentioned that more efforts are needed to fully eradicate a wide range of diseases and address persistent and emerging health issues. He opined that focus should be made on providing more funding on health systems, sanitation and hygiene with increased access to physicians to make significant progress towards



saving the lives of millions. On localization of health care related interventions, he highlighted following key points: -

- ❖ Theme – Healthy village
- ❖ Focus on Money + in the training.
Such as how Panchayats can work on liaison, facilitate work of departments, IEC, identify resources (NGOs, Field workers of Departments, CSR), set targets, identify activities etc
- ❖ Health care is part of Gram panchayat’s mandate as per the 11th schedule of the Indian constitution which enjoins them to maintain and monitor health status of its citizens
- ❖ Taken to the village as – “How to plan for Health”
- ❖ Indicators are not all measurable at Panchayat level, but some other measure to cover role of village in the achievement of indicator.
- ❖ Work from a Baseline and compare to progress as measured in the Panchayat Development Report
- ❖ Health Department has worked out the plan for achieving SDG 3. The role of Panchayat in it has not been stated
- ❖ There should be proper functioning of *Village Health, Sanitation and Nutrition committee (VHSNC)*
- ❖ GPDP is an effective mechanism to address GP level health issues through plan

On Dr. Joy’s presentation, chair asked about the impact or outcome of this methodology and since when has it been in implementation. It was clarified by Dr. Elamon, that the implementation is yet to start. It was also asked to share the list of indicators prepared as per each SDG goal/ Theme and with baseline information as well as its source of data, which should be continuously updated. It was also clarified by Dr. Elamon that the mapping of the Panchayat level indicator to the Block, District, State and National indicator has not been done. The Chair noted that synchronization of data should be done between the data available as per MA survey and data of line departments so that the plans of line departments and Panchayats are in tandem.

In response to the presentation made by KILA, **Ms. Rekha Yadav** inquired on the data availability for SDG indicators on health for which Dr. Joy briefed that data is available on few indicators. However, he cited that there may be variations of such data state by state, which needs to be uniformly gathered at the ministry level. He opined that localization of indicators should be captured at panchayat level. Thereafter, Ms Rekha Yadav opined that MA data should be the baseline data for preparation of GPDPs. She expressed concerns on utilization of MA data as to whether to utilize current year’s data or previous year’s data.

2. Shri Dibyendu Das

Shri Das presented on how SDGs are being localized at Gram Panchayats in West Bengal.

- ❖ He shared the process being followed in West Bengal with Panchayats preparing GPDP and going further to work towards achieving the goals.
- ❖ Panchayats are efficiently managing their needs and briefed about Goal-wise indicators



and role of Panchayats for the following SDG Goals:

- SDG-1: No Poverty
- SDG-2: Zero Hunger
- SDG-3:-Good Health and well-being
- SDG-4: Quality Education
- SDG-5:-Gender Equality
- SDG-6:-Clean water and Sanitation
- ❖ carrying out this way of localising of SDGs since last three years after the launching of the GPDP
- ❖ framework developed by the state of West Bengal in monitoring the implementation of SDGs.
- ❖ Outcomes measurement mechanism developed to map the achievement (7 Sectors indicators form).
- ❖ Different panchayats choose to focus on different goals more and the targets, and values fixed vary for different panchayats
- ❖ In achieving SDG goals, role of Gram Panchayats is very crucial and, in the process Gram Panchayats should be implementing different activities while working together with line departments of 29 sectors.
- ❖ So far 10-12 Goals have been covered with their localization till the Gram Panchayat level.
- ❖ The Government of West Bengal has the scheme 'Sahay' through the GP.

Making his remarks on West Bengal's presentation, **Mr. Kunal Bandyopadhyay** discussed about organizing of Gram Sabha meetings during the preparation of GPDPs. He stated that one Gram Sabha should be organized for validation of Mission Antyodaya data where the validation process includes representation of all line departments, Government officials involving community members. Mr. Kunal shared that the data sources being used in the state of West Bengal include Primary Data, Secondary data, Mission Antyodaya Survey data, SECC data.

On West Bengal's presentation, **Dr PP Balan** inquired on whether the state is aiming in totality to cover entire sector or an element of a sector such as drinking water for all, Housing for all and Healthcare facility for all and what would be the timeline for all the activities. It was clarified that it is over a period of time.

The outcomes measurements and impact / change in Panchayats was requested to be shared by the Chair.

3. Ms. Rekha Yadav

- ❖ The process needs to motivate Panchayats to also look at social sectors and social outcomes and move beyond the almost only focus on infrastructure. The mechanism for doing this assumes great significance.
- ❖ Guidelines to Panchayats alone may not be sufficient.
- ❖ Whether there should be limits to spending on infrastructure from Finance Commission grants to Panchayats, can be considered

4. Chair's Presentation on Localizing SDGs in Panchayats

Chair shared a presentation on "Localizing SDGs in Panchayats". In her presentation, she briefly presented on -



- ❖ the thrust areas of Government which can be included in the GPDP planning relating them to SDG outcomes.
- ❖ Thematic focus for Panchayats and indicators thereunder
- ❖ highlighted on Performance Based incentives for Panchayats to achieve SDG goals, their targets and indicators.
- ❖ mapping of SDGs from Global level to Panchayat level.
- ❖ Not necessarily does there exist a correlation between MA scores and size of Panchayat, number of habitations, income (per capita available amount for spending in Panchayat). Choice of Panchayats to work with on basis of such analysis may help in phasing.
- ❖ The process for assessment and monitoring at regular intervals is important

This has not been implemented yet in Tamilnadu

5. Dr. Pratyushna Patnaik

She told that NIRD&PR will make a thematic presentation in upcoming meeting. Responding to Dr. Pratyushna Patnaik, Ms Rekha Yadav requested that representation from NIRD&PR should show seriousness in attending the Expert Group meetings as the Group's recommendations would immensely contribute to the localization of SDGs to be included under the new RGSA scheme. Making her remarks, Chair requested Dr Pratyushna to share the presentation and process through the email as well.

6. UNICEF's Proposal on Localization of SDGs

Ms Rekha Yadav shared that there UNICEF's proposal may be referred for monitoring purpose on localizing on SDGs. She mentioned that the proposal may be shared with all Expert Group members and may also invite UNICEF to do a presentation in one the Expert Group's meetings.

7. Mr. Saroj Das

Mr. Saroj Das informed the Chair about presenting on –

- ❖ As on date what is State Governments' response to process of GPDP, how different States are addressing this currently
- ❖ Panchayati Raj – RD – MA – People's Plan
- ❖ Monitoring framework.

8. Chair asked for sharing the mechanism and strategies being followed by the States with all members of the expert group so that they can share their views, if any.
9. Chair requested all Members who had made the presentations to send the same along with word document and pdf for use in the Expert Group Report as alternate models that States may like to adopt or further develop as would suit them.
10. Chair observed that the Thematic model was more preferred by members as compared to a goal-based model due to ease of relatability. However, the model of West Bengal was a goal based one which has been in place for three years and showing outcomes.
11. Chair suggested that it would be a good idea to encourage Departments to work their plans to achieve the goals of the Department schemes and linked SDGs, and put down the role of Panchayats in the process
12. Chair pointed out the need to proceed faster with the Expert Group Meetings as there needs to



be a draft ready for discussions with various States for receiving their views to incorporate in the Report, and requested all Members to participate and share their views on the subject of discussion during the Meeting

13. **For the next Meeting**, the following will be taken up:

- Presentation by NIRD&PR
- Presentation by Mr. Saroj Dash, SIRD&PR, Odisha
- Presentation by Ms. Rekha Yadav of the UNICEF idea
- Discussion on Monitoring Frameworks and Dashboards
 - existing in MoPR
 - as developed and currently being used in different States
 - proposed



Fourth Meeting of the Expert Group held on 4th June, 2021

The 4th meeting of the Expert Group on Localization of SDGS was held on 4th June 2021 at 3.00 PM through video conference. Smt. Jayashree Raghunandan, Additional Chief Secretary/ Director General, Rural Development and Panchayati Raj Training, Government of Tamil Nadu, the Chair of the Expert Group presided over the meeting. The following members attended the meeting:

1. Shri Saroj Dash, Joint Director, SIRDPR, Odisha
2. Ms R V Shajeevana, Addl Director RD and Chief Community Development Officer, Tamil Nadu Slum Clearance Board (*TNSCB*)
3. Mr. Allen John, SDG Officer, Niti Aayog
4. Ms. Rekha Yadav, Joint Secretary, MoPR
5. Shri RSN Sharma, National Project Manager, MoPR

In addition to the members, others who have attended meeting are: -

1. Dr. P.P Balan, Consultant, MoPR
2. Mohd. Taqiurddin, Associate Professor, NIRD&PR (on behalf of Dr.C. Kathiresan)
3. Smt. Suktisita Bhattacharya, Special Secretary, Department of Panchayati Raj, Government of West Bengal on behalf of Shri Dibyendu Das, Special Secretary, Department of Panchayati Raj, Government of West Bengal
4. Mr. Kunal Bandyopadhyay, Consultant, MoPR
5. Ms Priyanka Dutta, Consultant, MoPR
6. Ms. Piyali Roy, Master Trainer, RGSA-West Bengal
7. Mr Mohd. Taquiuddin, Sr. Consultant, CPRDP & SSD, NIRD&PR

The members who could not attend the meeting are: -

1. Dr. C Kathiresan, Associate Professor & Head, Centre for Panchayati Raj, NIRDPR, Hyderabad
2. Mrs. Nirmala Meena, Director, Indira Gandhi Panchayati Raj & Gramin Vikas Sansthan, Jaipur, (SIRD, Rajasthan)
3. Dr. Ganesh Prasad, Permanent Core Faculty, SIRD, Karnataka

The meeting started with a recap note by the Chair in which she discussed key points of the 3rd meeting held on 1st June 2021. Thereafter, she invited Shri Saroj Dash to share his presentation on Localizing and Monitoring SDGs at GP level in the context of Odisha State.

1. Shri Saroj Dash

- ❖ Presentation was done on localizing and monitoring SDGs at GP level in the context of Odisha State.
- ❖ A series of seminars, discussions and field level interactions over a period of 3 years led to the framework and work being done in Odisha.
- ❖ In the year 2016-17, SDGs indicators at State Districts, Blocks and GPs were developed in collaboration with UNICEF.
- ❖ From the previous financial year 2021-22, SDG Baseline Budget Document has been



prepared and placed in the State Assembly along with the State Budget Document to ensure inclusiveness and comprehensive planning, Leaving No One Behind including horizontal and vertical coverage of schemes and resources for monitoring and evaluation of SDGs at local level.

- ❖ The Budgeting for indicators developed have been categorized as Outcome, Output and Process Indicators.
- ❖ The State process involves Finance Department and Planning and Convergent Department in budget allocation considering the level of achievement of goal
- ❖ Monitoring strategy includes undertaking periodic review, linking budget of PRIs to SDGs, strengthening partnership and creating feedback mechanism and provision for innovation and incentivization.
- ❖ On challenges being faced in Localizing SDGs at GP level, it was shared in the presentation that there is:
 - (a) Lack of education among the elected representatives;
 - (b) Localizing SDGs has strong linkage with devolution of functions and functionaries at the GP level;
 - (c) Understanding of SDGs is not clear among the frontline workers at the GP level;
 - (d) Lack of upscaling capacity of elected representatives at GP;
 - (d) Accountability to owning SDGs remains a question at the GP level; and
 - (e) MA data do not capture all SDGs.

On Shri Saroj Dash's presentation, the Chair appreciated the initiative undertaken by the State in localizing SDGs at GP level. Chair inquired on how the resource envelope managed for GPDP and the reason behind limited thematic activities in the GPDP. For this, Shri Saroj Dash clarified that Panchayats are aware about the budgetary allocations both for previous and forthcoming years, which enables them to figure out activities accordingly. He explained that the 14th FC provided the space for revenue creation from the capital asset generation. He stated that GPs could take advantage from the funds available from the Central Finance Commission, State Finance Commission, Own Source Revenue, MGNREGS, Swachh Bharat Mission and Drinking.

For increased planning of thematic activities, he emphasized the need for capacity-building of frontline workers is required for active participation in the GPDP process.

He further emphasized for inter and intra departmental convergence, increased ownership by the State and need for comprehensive SDGs planning need to be developed.

It would need a shift from Department based to Panchayat based with identifying who all can be involved at Panchayat level from Departments for this.

There is a need of an institutional architecture to look at the localisation of SDGs in GPs

The Chair has also asked Mr. Dash to provide a detailed write-up on the presentation for the chapters on the report of the Expert Group.



2. **Mr Kunal Bandyopadhyay**

He provided a brief on the proposal submitted by UNICEF on ‘Engagement at GP Level for Localization of SDGs and Building Capacity to Monitor’. Mr Kunal shared that the main objective is to provide technical support towards institutionalizing a system of developing SDGs aligned GPDP Framework and its monitoring, with specific focus on children and women. For which, it is aligning national SDGs targets at the GP level focuses on three aspects – (i) development of GP level SDG monitoring framework by identifying the SDG targets; (ii) capacity building of the Panchayat members; and (iii) monitor the progress with focus on children and women. The Strategy to be adopted to achieve the objectives are (i) Identifying of key indicators based on 29 Subjects; (ii) Planning through Participation of all stakeholders; (iii) Capacity Building of GPs and child responsive GPDPs; and (iv) Institutionalizing Monitoring of GP Level Indicators- Adopting Localization of SDGs.

So as to better appreciate the UNICEF’s brief proposal presented, the Chair has asked for UNICEF’s presentation on the proposal in the next scheduled meeting.

3. **Based on the discussion held, the Chair highlighted the key points: -**

- ❖ Emphasis needs to be paid on both survey indicators and data indicators,
- ❖ Alignment of MA indicators with SDGs,
- ❖ Data validation process need to be looked into,
- ❖ Need for involvement of line departments staff with PRI elected representatives,
- ❖ Implementing indicators in phase manner to cover all the targets of SDG.

4. **In her remarks**, the Chair pointed out the need for increasing the pace of working of the Expert Group through frequent meetings as the draft report need to be kept ready for discussions with various States for receiving their views to incorporate in the report. She expressed concern that all Expert Group Members should participate in all meetings to share their views on the subject of discussion during the Meeting. In case a member fails to attend the meeting, their views may be obtained in writing. The Chair also noted that in case if a member is making a presentation and is unable to attend, may depute his/her colleagues to present during the meeting.

5. **The Chair informed that for the next Meeting, the following will be taken up:**

- ❖ Presentation by NIRD&PR on localizing SDGs at GP level
- ❖ Presentation on Monitoring Frameworks and Dashboards existing by MoPR and as developed and currently being used in different States on identifying targets / indicators by West Bengal, Odisha, KILA and by NIRD
- ❖ Presentation by UNICEF on Localization of SDGs and Capacity Building to Monitor
- ❖ Identifying Institutions, partners and assigning mandate for delivery of SDGs at the local level as well as Mapping roles and responsibilities of Agencies/Ministries/State Governments in localizing SDGs by Ms. Piyali Roy (or Shri Dibyendu Das)

6. **In the Meeting after**, Shri Saroj Dash will present on - Develop suitable framework for evidence-based monitoring of achievement of SDG parameters at the local level

7. Expressing concern over the difficulty for the Expert group to have the meeting with all its



members and benefit from the rich experience and ideas of the members, it was requested to ask all members **to send their views on the aspects discussed** in the first three meetings in writing from the members.

8. Further it was requested of the **Members to send their views on the entire Terms of Reference for all members to read each other's' views, that** would then enable the Group to be more effective in progressing towards the Task given to the Expert Group.
9. **In terms of developing Chapters for the report to be submitted by the Expert Group,** the Chair again requested that the members submit Chapters as discussed, and as noted in the first meeting, as follows:
 - ❖ Measures for Convergence between Agencies/Ministries/State Governments in achieving SDGs at the Panchayats as per their mandate' by Shri Dibyendu Das, Special Secretary, DoPR, Govt. of West Bengal
 - ❖ Identifying institutions, partners and assigning mandate for delivery of SDGs at the local level by Shri Dibyendu Das, Special Secretary, DoPR, Govt. of West Bengal
 - ❖ Developing suitable framework for evidence-based monitoring of achievement of SDG parameters at the local level' by Saroj Dash Joint Director, SIRDPR, Odisha.
 - ❖ Identification of factors for slow progress of integration of SDGs in GPDPs by Mr RSN Sharma, MoPR
10. **Ms Rekha Yadav, JS, MoPR** assured that MoPR will contact those members who are absent to obtain their inputs on ToR areas.
11. **MoPR was requested to write in advance to** KILA and West Bengal for presentation of Dashboards and monitoring mechanism through screenshots to see in the next meeting as it could not be presented on 4 Jun as planned.



Fifth Meeting of the Expert Group held on 8th June, 2021

The 5th meeting of the Expert Committee on Localization of SDGs was held on 8th June 2021 at 3.00 PM through video conference. Smt. Jayashree Raghunandan, Additional Chief Secretary/Director-General of Rural Development and Panchayat Raj (Training), Government of Tamil Nadu, the Chair of the Expert Group presided over the meeting. The following members attended the meeting:

1. Ms. Rekha Yadav, Joint Secretary, MoPR
2. Shri Dibyendu Das, Special Secretary, Department of Panchayati Raj, Government of West Bengal
3. Shri Saroj Dash, Joint Director, SIRDPR, Odisha
4. Ms R V Shajeevana, Addl Director RD and Chief Community Development Officer, Tamil Nadu Slum Clearance Board (TNSCB)
5. Dr. C Kathiresan, Associate Professor & Head, Centre for Panchayati Raj, NIRDPR, Hyderabad
6. Shri Allen John, SDG Officer, Niti Aayog
7. Shri RSN Sharma, National Project Manager, MoPR

In addition to the members, others who have attended meeting are: -

1. Dr. P.P Balan, Consultant, MoPR
2. Shri Kunal Bandyopadhyay, Consultant, MoPR
3. Ms Priyanka Dutta, Consultant, MoPR .
4. Ms. Piyali Roy, Master Trainer, RGSA, West Bengal
5. Mr Mohd. Taqiuddin, Sr. Consultant, CPRDP & SSD, NIRD&PR

The members who could not attend the meeting are: -

1. Dr. Joy Elamon, Director General, KILA
2. Mrs. Nirmala Meena, Director, Indira Gandhi Panchayati Raj & Gramin Vikas Sansthan, Jaipur, (SIRD, Rajasthan)
3. Dr. Ganesh Prasad, Senior Faculty, The Abdul Nazeer Sab State Institute for Rural Development & Panchayat Raj (ANSSIRD & PR), Karnataka

The meeting started with a recap note by the Chair in which she discussed key points of the 4th meeting held on 4th June 2021. Thereafter, she requested Dr. Kathiresan to share his presentation on Identifying Targets and Broad Indicators for the PRIs. Mr Mohd. Taqiuddin, Sr. Consultant, NIRDPR presented and briefed the committee on the illustrative list of indicators for localisation of SDGs.

1. Mr Mohd. Taqiuddin, Sr. Consultant, NIRDPR

- Mr. Mohd. Taqiuddin, Sr. Consultant, NIRDPR started his presentation discussing about the list of broad indicators for achieving SDGs
- In his presentation he showed the list of broad local level SDG indicators as per the thematic areas and goals of SDGs. The indicators under Goal 1 are:



- Population below poverty line
- Poverty gap ratio at village level
- Employment under MGNREGA,
- Access to safe drinking water & sanitation
- VPRP integrated with GPDP
- During the presentation, Mr. Taquiuddin explained the illustrative list of broad indicators for SDG 1, 8 and 15 based on thematic areas under each Goal.
- During the discussion, Chair requested to incorporate indicators from other States and requested other members to contribute to prepare the list of indicators for localising SDGs at Gram Panchayat level. Chair also suggested preparing a compilation list with contribution from other States to complete the list. NIRDPR has also requested to provide one-two week time to compile the complete list of indicators with contribution from other members and States.
- Smt. Rekha Yadav, JS, MoPR has raised the issue of identifying the source of data while selecting the indicators, as was discussed in earlier meeting.

2. Dashboard for Panchayats

The Chair requested members to present on dashboard of indicators, if prepared by any State. Members of expert group from States and NIRD have responded that States have not prepared any specific dashboard on SDGs or on indicators for localising SDGs. However, some States have prepared framework for indicators. Shri Saroj Dash informed the committee that Odisha has prepared State level SDG indicator framework but no specific dashboard.

Shri Dibyendu Das, Special Secretary, Panchayat & Rural Development Department, West Bengal

Shri Dibyendu Das, Special Secretary, West Bengal pointed out that in West Bengal under the innovation component of RGSA they are implementing a pilot project on preparing an application for digitization of primary level data collected from neighbourhood meetings. In this process, State is collecting primary level data as per seven sectors wise. In this application invitation letters are also prepared to invite people for participation in GPDP process. Community members can also provide suggestions on the application also. During the presentation, Shri Das also shared the way forward where the collected digitised data will be integrated in the e-GramSwaraj Application for better preparation of GPDP and localisation of SDGs with mapping of existing applications.

Shlokarth Trivedi, Consultant, MoPR

Shri Sholakrth Trivedi, Consultant, MoPR started the presentation with the background of the Monitoring Dashboard of E-GramSwaraj Application. This initiative is created to provide GPs with Single Sign On (SSO) interface to prepare and implement GPDP. During the presentation Shri Shlokarth presented the flow of process how the application capture gaps identified during the MA data Survey, assists planning, monitors implementation and assess the progress of activities of the Gram Panchayats undertaken during the Gram Panchayat Development Planning (GPDP). Shri Shlokarth also presented the following issues while discussing the process:-



- Gram Panchayats can use data and gaps generated from Mission Antyodaya Survey for preparation of comprehensive GPDP
- Process of entry of activity and planning process by Gram Panchayats as user and how e-gramswaraj helps Gram Panchayats to identify and address the gaps identified by Mission Antyodaya survey
- Major pre-planning processes - PDSS System uses last year's data to provide decision making for PRIs. For eg. 2019-20 MA data for plan year 2020-21 - A system to reinforce evidence based planning and improve the decision making at State, District, Block and Gram Panchayat level has been devised
- PDSS ranks the PRIs, basis their Mission Antyodaya survey and suggest sector wise planning.
- It covers more than 18 key sectors that are mentioned in the 11th Schedule of the Indian Constitution.
- During the presentation, Shri Shlokarth discussed the case of Chhattisgarh and how data from MA can be used by the State and in the Panchayats. As per MA Survey (2019-20), the State has performed well in Sectors such as Financial Infrastructure, Health & Nutrition, Education, Women & Child Development. Whereas, the State has to improve in sectors such as Water Management, Agriculture. Similarly, States can be advised to focus on the laggard sectors in their upcoming GPDP
- He also presented the list of 143 parameters of MA Survey Module
- Dashboard on sector wise distribution of activities implemented by Gram Panchayats
- Customised reports generated on sector wise parameters and plans

The Chair raised the issue of **visualisation of data** on the Dashboard for Panchayats in the presentation and preparing of GPDP with SDG localisation. All members were categorical about the urgent need and necessity to present a Dashboard to the Panchayats that gives a visualisation in an appealing and meaningful manner that would enable the choice of desired action to improve the status on the different aspects and indicators of SDGs, that would be shown on the Dashboard, regarding where the Panchayat stands in relation to the absolute and relative position on that aspect, and the needs of the Panchayat. There is a lot of value in the present e-gramswaraj portal and database, which need not be redone when the Dashboard is prepared. The present e-gramswaraj needs to be integrated in the process of choice of works with the front end of the portal, being the Dashboard.

Chair also requested members to recommend options for **designing dashboard**. Chair raised the issue of clear conceptualisation on dashboard from an end user point of view on how Gram Panchayats can get the requisite information through better designing of Dashboard. Also, need for flexibility on designing the dashboard for customized view for Panchayat wise and subsequently sub-Panchayat level wise information, and the choice of the State to add features was highlighted. To clarify further, the design and process adopted in West Bengal, that in Odisha, being practised in Kerala in localising SDGs are all different, and the approach to the localising may be Theme wise or SDG wise. The Dashboard needs to be also designed and customised to the way the States would like to take it through.

For an excellent example of visualisation, the chair referred to the example of UN SDG global map.



3. UNICEF

UNICEF had wanted to present its ideas on localising of SDGs in Panchayats and had been invited to present it to the Expert Group.

Shri K.D Maity, Representative from UNICEF provided an outline of the proposal for UNICEF engaging with MoPR and States, NIRD and SIRD, towards developing and institutionalizing a system for covering SDGs aligned GPPD Framework and its monitoring, capacity building, share the documents, IEC material etc., support in mentoring of District Resource Centre for Panchayats, and with specific focus on children and women. UNICEF was also interested to support piloting in 2-3 UNICEF programming states in selected GPs. It was informed that they have been working with GoI on areas like WASH, Communication, and Social Protection etc. for long time. The brief of the UNICEF presentation is sent separately to the Expert Group members. Already in this regard, Concept Note submitted to MoPR in May 2020 has been shared to the Members. UNICEF also informed that they have already held 4 rounds of follow-up meetings with NIRDPR to discuss UNICEF proposal on Capacity Building and localizing SDG at GP level.

4. Identifying institutions and partners for localising SDGs and mapping of roles and responsibilities different Ministries in achieving localisation of SDGs.

Dr. C Kathiresan Associate Professor & Head, CPR, NIRDPR, presented briefly on identifying institutions for localising SDGs. The presentation was primarily based on two main aspects: 1) Identifying list of support institutions and 2) What kind of support PRIs solicit from these institutions. During the discussion, goal wise identification and possible nature of support were listed out. Also NIRDPR has presented a mapping of roles and responsibilities different Ministries in achieving localisation of SDGs.

Chair requested other members to comment on the draft presentation of NIRDPR and contribute to complete the list of indicators, institutions for achieving SDGs at Panchayat level and mapping of roles and responsibilities different Ministries in achieving localisation of SDGs.

Shri Dibyendu Das, Special Secretary, Panchayat & Rural Development Department, West Bengal

Shri Dibyendu Das presented about Identifying Institutions, Partners and assigning mandate of SDGs at the local level. In this context, Shri Das explained the rationale of this and also a structural outline of how departments, local institutions, community and local committees can play an important role.

In his second presentation, Shri Das has provided an outline on mapping of roles, responsibilities of various Agencies/Ministries/State Governments in localizing SDGs. The presentation was divided mainly on i) Strengthening the process of rural decentralisation for better local self-governments, ii) Capacity Building and Training, iii) Implementation and Monitoring.



5. Discussions

- After the presentation, the Expert Group took time to elaborately discuss the points raised on the links between the PRIs, Standing Committees of PRIs, and the important role of Line Department's Scheme based Committees in achieving SDGs at the local level.
- The need for correlation between plan (GPDP) of the Panchayat and the Village Plan under the scheme was emphasised.
- The feeding into the GPDP of the Village Plan under the scheme / the preparation of the Scheme based Village plan based on the Panchayat GPDP needs to be seen as possible and doable and ideal respectively.

Ms. Rekha Yadav had pointed out that the GPDP guidelines make it clear as to how this is to be done. That despite that it is not happening except in some States, was pointed out by the Expert Group. Letter from Ministries regarding this link and convergent working between the Scheme based Committees, Scheme based Village Plan and GPDP could make it clear, as this then completes the other side of the instructions.

- It was pointed out that Localising Panchayats is beyond just the responsibility of Panchayats. It is also the Departments responsibility and all departments are gearing their schemes to address the SDG indicators under goals relevant. Hence the working together could be more.
- Use of data at Panchayat level and the Dashboard to be developed, by the Panchayats and the Departments in looking at the gaps and preparing the Departments Village Plans accordingly needs to be made integral.
- Resource envelope information from the Departments to the Panchayats was stressed upon by Ms. Rekha Yadav for enabling the GPDP to be prepared considering that.
- The role of State Governments in issuing some effective guidelines for convergence of PRIs and Committees and work of field functionaries in achieving SDGs would be very much useful and needs to be done. In this regard, the Chair mentioned that there is important and key role of line departments in identifying from their view the role of the PRIs and the Committees for better preparation of plan and achieving SDGs through convergent GPDP.

In her concluding remarks, Chair has requested that all members may be requested to participate in the meetings, as the lack of members of the Expert Group will not provide the Group the knowledge and expert views of the Members, for the Report on the ToR. Also it was suggested that where it is not possible to attend due to important commitments or health reasons, the member's views may be communicated through the representative, who also is well aware of earlier discussions. Further it was requested of the MoPR, to request the Members to send their views on the entire Terms of Reference, and share it for all members to read each other's views, that would then enable the Group to be more effective in progressing towards the Task given to the Expert Group.



Sixth Meeting of the Expert Group held on 12th June, 2021

The 6th meeting of the Expert Group on Localization of SDGS was held on 12th June 2021 at 11 am through video conference.

1. The meeting started with a recap note by the Chair in which she discussed key points of the 5th meeting of the Expert Group held on 8th June 2021.

2. Convergence strategies for Committees

Different mechanisms are adopted by the States w.r.t involvement of the line departments/ local committees / standing committees of PRIs in the preparation of GPDP.

- iii. On involvement of local committees in **West Bengal**, Shri Dibyendu Das mentioned that the state has ensured the convergence of sub-committees / standing committees in preparation of the GPDP/ BPDP/ DPDP. These committees are comprised of elected representatives and functionaries of the Panchayats and officials of the line departments operating at Panchayat level & the representatives of SHGs. Panchayat Development Plan are prepared based on the inputs received from sub-committees and standing committees to reflect the comprehensive and holistic development plan. Officials of the line departments are the members the Gram Panchayat Planning Facilitation Team (GPPFT) who are the main workforce in the process of GPDP preparation. Apart from these, members of local committees like VHSNC, VLCPC and SMC are also part of the GPPFT and they give their valuable inputs in different sectors while preparation of panchayat development plans.
- iv. Sharing the involvement of Standing Committees in the state of **Kerala**, Dr. Joy mentioned that State / District level officials are deputed to rural areas to work with Gram Panchayats. These officials become integral part of the Panchayats and represent in the Standing Committees as conveners of those Committees. In the local planning, all such Committees take part in GPDP preparation. The contribution of Standing Committees in preparation of GPDP needs more focused approach for preparing a holistic Gram Panchayat development plan. More awareness is needed among the members of the committees.
- v. In **Karnataka**, Dr. Ganesh Prasad expressed that 13 Standing Committees are to be formed at the Panchayat level as per the State Panchayats Act. Despite the provisions, they are not actively functional and roles & responsibilities need to be defined more specifically for effective functioning of the Panchayats. Dr Prasad mentioned that scenario of devolution of three Fs viz Funds, Functions and Functionaries varies from State to State. He opined that it should be more operational for better convergence. He also suggested that all Line Departments need to work more closely with the Standing Committees as per the guidelines issued by their State on how line departments can be converged with the Panchayats.
- vi. **Joint Secretary MoPR** shared that Standing Committees do exist in the Panchayats, However, the numbers of these Committees as well as their effectiveness vary across the States .The Standing Committees need to be strengthened. Roles & responsibilities of the local committees are to be clearly enunciated for better convergence towards effective local planning.
- vii. **Shri Saroj Dash** shared that a total 6 standing committees are operational in the Panchayats of Odisha. But they not functional in strengthening panchayats. Standing Committees play key role in preparation of plan, which is lacking in the State of Odisha. He mentioned that State



Acts / Rules should clearly specify the roles & responsibilities of the Standing Committees and State should issue guidelines to the line departments for proper integration with GPDP for holistic & comprehensive planning.

- viii. **Dr. C.Kathiresan** has suggested to strengthen the existing Standing Committees of the Panchayats in the preparation of plans. More convergence approaches to be taken by the State for effective development plan. He also stated that activities of the gram panchayat in the plan should be mapped with SDGs and SDGs should be mapped with the indicators of MA and it should be reflected in the e-gramswaraj portal.
- ix. **Shri P.P. Balan** quoted the best practices of the States like West Bengal & Kerala on the roles & responsibilities of the Standing Committees & how they are integral part of the planning process. Draft thematic plan prepared by the working groups will lead to achieving convergence of the schemes / activities of the line departments in the GPDP. Working Groups, Elected Representatives, Line Departments, CBOs should be strengthened for convergence.

Reflecting on members' views, Chair stated that different States would have different structure of convergence with Standing Committees / sub-committees / local committees / working groups in the process of preparation of GPDP. Each State should be asked to share their current operational mechanism of partnering/working with different Committees of Panchayat/ line departments/ CBOs/ Teams / in preparation of GPDP and localising the SDGs in Panchayats, if being done. This data is to be part of the Expert Group Report and will be very useful to get the view of all States and the mechanisms operating there, as well as look at the opportunity that would give the States to pick up any ideas there from. She referred to the NITI Aayog having documented the position of the States in regard to SDG progress, which Document may be referred for further reference.

Ms. Rekha Yadav informed that the Preparation of GPDP has been given as ToR of another Group and is not the ToR of this Expert Group and that need not be gone into. It was clarified by the Chair and the members that localization of SDGs plays an integral part in the process of GPDP, and cannot be done without working on the GPDP.

Strengthening of scheme committees / facilitation teams/ Standing Committees is important and there is need to assess their performance as Committees under different schemes.

She suggested that localising SDGs by Panchayats can be suggested as an indicator in the SDG India Index as an important process indicator that would reflect the improvement in the various indicators worked on by Panchayats.

3. On **Dashboard for monitoring the progress of localizing SDGs**, the various discussions have re-iterated the importance of a Dashboard for various purposes for Panchayat, Department, Assessments, Plan preparation etc. All the views shared by the Expert Group Members could be captured in a Model Dashboard to present alongwith the Report. In view of the strong IT team in KILA, a Model of Dashboard was requested to be developed for localizing the SDGs based on thematic areas and link to the e-gramswaraj portal as discussed to make a clearer visualised recommendation of the Expert Group to MoPR.



Ms. Rekha Yadav informed that the MoPR has initiated the visualization of the E-gramswaraj portal through NIC. She was requested to give further details on this and to present it through NIC.

The Chair suggested that Capacity Building & Training Plan to the extent of developing the convergent functioning of Standing Committees /elected representatives of Panchayat and the Scheme Committees may be designed in this regard.

4. **Incentivisation of Panchayats for their performance for SDG Achievement.** Dr.

Ganesh Prasad made a presentation on this covering the following areas:

- Instituting a system of ranking of Panchayat based on localized SDG indicators, which would ensure competition among the Panchayats for initiating steps for better performance under SDGs
- Awards
 - There is need to substantially increase the numbers of awards for Panchayats for achieving SDGs, to encourage and lead them to localizing SDGs.
 - Instituting Awards for best performing Gram Panchayats for SDG Achievement for their recognition to cover nearly 7500 panchayats every year (32+670+6877) as per the following:
 - National Award for best SDG Achievement Panchayat in each state. On similar lines award best performing SDG Achievement Block and District Panchayat can also be instituted
 - State Award for best SDG Achievement Panchayat in each district. Similarly award for best performing SDG Achievement Block Panchayat can also be instituted
 - State Award for best SDG Achievement Panchayat in each block
 - Special award for Innovative practices and processes in SDG Achievement
- Identification of best performing Elected representatives and officials belonging to Panchayats and grooming them as Resource persons
- Organising exposure visits to best performing SDG achievement Panchayats
 - National award winning Panchayats to be taken to award winning Panchayats in the neighboring states
 - State award winning Panchayats at district level to be taken to award winning Panchayats in neighboring districts
 - State award winning Panchayats at block level to be taken to award winning Panchayats in the neighboring blocks or within the district.
- Further, Dr Prasad presented on documenting best practices on localization of SDGs at Panchayats covering the following areas in documenting best practices on localisation of SDGs -
 - a) Structured learning material mostly on best practices in SDG achievement
 - b) Develop Charts, Posters, Wall writing on SDGs
 - c) Create a 'material bank' at the State/district level for wide coverage of content on localised SDGs
 - d) Prepare small documentaries / video clips / snippets on the critical aspects of SDGs at Panchayat level
 - e) Documenting success stories/case studies from each of the states.
- **Mechanisms for Identifying rank for incentivising**



- Panchayats can be ranked based on Localised SDG indicators using the Dashboard
 - Panchayats that have practised innovative approaches and practices in SDG achievement
- **Partnership with Institutions:**
- Support of Universities and Research Institutions (ICSSR institutes, Private Research Institutes etc) for identifying the Panchayats
 - Journalism and Mass Communication students could be used to document the best practices based on different modes – audio, visual, print media, new media etc.
 - Doordarshan and State departments of Information and Publicity could be used for documenting and dissemination of best practices in SDG achievement
 - Use of Prasar Bharati for documenting discussions and interviews with best performing Elected representatives and officials.

Dr. Ganesh Prasad mentioned that there should be a **Panchayat Development Index** which can be shown on the Dashboard and that can form the basis for deciding the incentive to be given.

In her remarks on the presentation, the Chair noted that it is necessary to incentivize Panchayats for their work on SDGs for which a detailed framework needs to be developed. The basis for incentivizing can be both **Theme based achievements** as well as Panchayat Development Index based on indicators which would be across sectors/Goals.

She re-iterated that different types of awards needs to be instituted that may include award at Gram Panchayat level, Block, District, State and National levels.

The dashboard that is being developed for monitoring SDGs at the Panchayat level should be reflective of awards received under incentivisation. She cited that special initiatives should be promoted and recognized in localizing SDGs. Media should be involved in playing an effective role in propagating and disseminating information. She stated that wide media coverage should be done for those Panchayat that received awards so that it will serve as a learning curve for rest of the Panchayats as well as encourage others to reach greater heights.

The Chair opined that exposure visits should be promoted to best performing GPs on SDGs, which can be integrated under the Training and Capacity Building plan for PRIs. Further, she shared that incentivisation for performance on SDGs should not be limited to only monetary benefits/ recognition but should be encouraged for its replication in other Panchayats. To enable this within existing budget for the initial period, the Chair mentioned that RGSA Fund available for strengthening PRIs including for GP construction and economic development project could be bifurcated for Capacity Building and could be partly utilized for incentivization of Gram Panchayats on SDGs. The incentive so received can then be used for further purposes of achieving SDGs and meeting other needs in the Panchayat including the GP Construction or the Economic development activity. She highlighted that there needs to be institutionalizing of the exercise of developing Panchayat Development Index (PDI), which would be helpful to evaluate GPs on SDG implementation.

Thereafter, the Chair invited each members of the group to share their views on Incentivization of GPs on SDGs:



- a) Ms. Rekha Yadav expressed the view that diverting funds from CB activities to Incentivisation requires a very cautious approach considering the quantum of funds for CB&T is not very large to begin with, and that States ask for additional CB&T funds. The scale of funds for Incentivisation under RGSA should be augmented. She further informed that the incentivisation scheme is under revamp at MoPR and Committee's recommendations would help in ensuring that SDGs are suitably incentivised under the scheme.
- b) Shri Saroj Dash shared that Incentivization vertical should be bifurcated from Capacity Building component as Output based Incentivization model and indicator based Incentivization model. He emphasized that recognition of Panchayats for performance on SDGs should be integrated with existing incentivization schemes at the state level. In addition, he suggested that there should be recognition for districts for the thematic achievement/ progress under SDGs so that there will be effective competition among the districts to work on SDGs.
- c) Dr. Joy Elamon shared that there should be Incentivization for localization of SDGs so that Panchayats can compete well in improving the progress towards achieving targets at the local level. He opined that Incentivization for localization of SDGs should be integral part of RGSA as the scheme aims to strengthen PRIs for achieving SDGs. Further this should also be supported by States with their own funds, and that Kerala State is going to do that.
- d) The Chair informed that there was a State scheme in 2004 for incentivizing Panchayats and it was very well received. However due to change of Government it was not continued. Now in the budget of 2020-21, the State had announced the Scheme covering the localizing of SDGs providing thereunder for Rs. 100crores, non-lapsable funds for incentivizing Panchayats. The implementation of that scheme is in doubt in view of change of Government.
- e) The Chair further suggested that in view of the constant expenditure on rural infrastructure, MoPR, may like to look at incentivizing on soft sectors achieved in Panchayats.
- f) With regard to the number of awards, Ms. Rekha Yadav preferred a tiered approach to Incentivisation or a pyramid approach and restrict the National award to only few GPs. Each state could, from the well performing GPs, recommend one or two GPs and at National level, best GPs may be awarded. The good work done for localisation of SDGs at different levels also need to be recognised and the State level Incentivization of Panchayats should be promoted by respective states.
- g) Shri Dibyendu Das noted that Incentivization should be integral part of RGSA. He opined that Incentivisation resources should be augmented but it should not adversely impact the CB component.
- h) Dr Ganesh Prasad shared that there should be Incentivization for localization of SDGs and funds can be pooled and thus higher amounts given in incentives, as well as get the buy-in of Departments, where in the incentive amounts come from the other line departments, States and MoPR together, to recognize Panchayats for their efforts.

The Chair concluded that the ideal situation is additional funding along with existing RGSA. In case that is not possible, some portion of allocation under Capacity Building component of RGSA should be allocated for Incentivization for SDGs. It was highlighted that the quantum of funds required would substantially go up in subsequent years. Further the pooling of funds would have far greater advantages, as mentioned by Dr. Ganesh Prasad. The mechanism of checking the data and reported performance needs to be put in place.



The Chair requested all members to kindly prepare the Report of the Expert Group on the ToR item allocated to them in the first Meeting and all Members to share their views on all items of the ToR, and send to MoPR, Mr.RSN Sharma, so that these can be made available to the other Members and the chapter coordinating Member to incorporate based on the discussions in the Expert Group Meetings and views additionally received.

The Chair informed that for the next Meeting, the following will be taken up:

- Framework for evidence-based monitoring of achievement of SDG parameters at the local level by Shri Saroj Kumar Dash
- Identifying mechanism/institutions for documenting best practices on localisation of SDGs at Panchayats by Dr. Ganesh Prasad
- Mapping roles and responsibilities of Agencies/Ministries/State Governments in localising SDGs by Shri Dibyendu Das, Special Secretary, Department of Panchayati Raj, Government of West Bengal
- Appropriate CB &T activities for the Elected Representatives, functionaries and stakeholders of PRIs for delivering SDGs by KILA



Seventh Meeting of the Expert Group held on 17th June, 2021

The meeting started with a recap note by the Chair in which she discussed highlights of the 6th meeting covering Convergence strategies for Standing Committees in PRIs, Dashboard for monitoring the progress of localizing SDGs and Incentivisation of Panchayats for their performance for SDG Achievement. Thereafter, the subjects as per ToR – Develop suitable Framework for evidence-based monitoring of achievement of SDG parameters at the local level was taken up for discussion followed by CB & T activities for Elected Representatives and others, as well as some other points made on aspects for localising SDGs.

1 Framework for evidence-based monitoring of achievement of SDG parameters at the local level:

Shri Saroj Dash made a presentation on Localization and Monitoring Framework for SDGs :

- Learnings from Millennium Development Goals (MDGs), monitoring framework and the knowledge from the working experience that empowered its implementation, has enabled India to develop a robust development monitoring framework under SDGs.
- There are many challenges in the current system like – (i) extent of Devolution across States (ii) Complexity of Indicators (iii) Monitoring progress (iv) Accountability (v) Monitoring mechanism below district level (vi) Data availability, non-accessibility of data, use of MA as a basis, data collection mechanism, data frequency etc (vii) Capacity of PRIs in data monitoring and analysis for action, (viii) participation of frontline/ department workers and (ix) process of convergence of PRI with Department, which needs to be addressed as per our requirement.
- The process of localization and localization strategies of SDGs at the local level needs a periodic review, and SDGs as well as GPDP should be linked and budget of PRIs should be linked accordingly.
- Accountability of the Civil Society Organizations could be improved so that these organizations can push the implementation of SDGs.
- Collaborations for capacity building at ATIs and Department Training
- Gram Panchayats who are addressing the SDGs should be incentivised accordingly and shared the examples output-outcomes through the indicators.

Responding to the presentation, the Chair and other members remarked that :

- It is seen that some States may be incentivising in some aspects as had been stated during discussion. Hence MoPR was requested to collect State level position on existing 371 Incentivisation mechanisms.
- On data management and monitoring, some indicator duplication cannot be avoided, as it is relevant on both sides when seen through themes or even SDGs.
- About data availability, it was reiterated that as already discussed, there is need to tailor the MA survey to the indicator and data points for data needed for monitoring SDGs, and it should be made as the baseline data for developing GPDPs and assessing progress.



2 On enabling **departmental convergence in achieving SDGs** , it was further discussed that–

- There is need to look at it in the context of individual states which have different levels of convergence. Some States have it more systemic like West Bengal, Kerala and Karnataka at different levels in PRI and other States where it is not systemic. Based on this different options and ways need to be explored and can be adopted as per choice of States;
- the process for convergence with Departments can be also differently chosen and in progressive manner - for eg: Line Departments which have set SDG indicators; Line departments which have identified PRI Role in their context; Line Department most prioritised by Panchayat;
- the extent of convergence efforts could be captured on the displays on the National level Dashboard;
- convergence level can be at PRI level / block level/ Distt level.

3. **Dr. Ganesh Prasad** mentioned that most of the States have not devolved the powers to PRIs. The **challenge of devolution of powers**, functions and functionaries need to be addressed where MoPR could play a vital role.

4. **Collaborations for SDGs**

Chair remarked and invited members views on collaborations that are required for localizing SDGs.

- **KILA** remarked that collaborations at relevant levels should be made by PRIs for localizing SDGs. The Note on the necessary collaborations that States can enter into at the district level was requested to be sent by KILA.
- **Shri RSN Sharma** noted that in the RGSA framework, there is already a component on PRI- SHG Framework.
- **Shri Saroj Dash** pointed out that there is already a framework that was put-up in his Paper, which can be referred.
- Chair observed that under the handholding support, collaborations with academic institutions can be promoted along with mentoring the PRIs.

5. **CB &T activities for Elected Representatives and others**

Dr. Joy Elamon made a presentation on **Localizing SDGs and Enhancing Capacities**. In his presentation, he shared on the following with regard to areas and approach to capacity building:

- Why Capacity Building (CB) activities are important in localizing SDGs , ie. What is PRI lacking in for localizing SDGs
- Knowledge , skills and attitude
- Capacity Building activities requiring a thematic approach for achieving systematic change – planning thematically – activities, sub-activities, timeline, who will do what
- Setting Goals and targets



- Establishing collaborations and convergence
- Establishing mechanisms for review and monitoring
- Training Needs Assessment (TNA) may be conducted to all stakeholders.
- Training modules may be developed as per the findings of TNA.

Further to KILA's presentation, the Chair asked views of members on the PPT.

- **Shri RSN Sharma** inquired with KILA on the mapping of relevant agencies at different levels for collaborations and convergence. To this Dr. Joy mentioned that MoPR has carried out a study in 2016 on identifying relevant stakeholders.
- **Shri Dibyendu Das** highlighted on the need to developing local PRIs reps into leaders and thematic experts in SDGs. To this extent, RGSA should be able to facilitate with the provision.
- **Joint Secretary (JS-MoPR)** mentioned about the Model Cluster Development Project where emphasis has been made to train different categories of people at the cluster level including cluster level resource persons. She noted that training on SDGs is a part and parcel of the project. JS noted that outcomes from panchayats from the cluster development project should be mapped.
- **Mr. Taukiuddin** shared that NIRD is providing training as per the training calendar that covers areas such as GPDP, 15th Finance Commission Grants and Sectors enablers where training is provided for Panchayat ward members. Thematic issues relating to SDGs may be integrated into the trainings.
- **Dr Balan** raised a point that CB activities are taking a long time to achieve and there is no time remaining for implementation of the activities.
- Capacity building should be a meaningful exercise involving the elected representatives, panchayat functionaries, CBOs and frontline workers of line departments for which SIRD can take the lead.
- **Mr. Joy Elamon** mentioned that Capacity building is also required for all the persons engaged as Resource Persons for the process
- **Mr. Saroj Dash** drew attention to the role of gram Sabha and the need to activate the Grama Sabha and use of IEC for the same. It should be simple so that everyone could adopt easily and may be audio-visual mode, use of jingles, e-material etc. should be some of the approaches.
- Mr. Saroj Dash, expressed his views that animation-based modules should be prepared similar to the one of whiteboard-based materials developed during COVID-19 period.

6. As NIRD had not been able to participate in some of the earlier meetings, the views sent on the ToR was shared and **Mr Md. Taukiuddin** made a presentation on **SDG Indicators** and on how the indicators may be customized for each state. He shared goal wise examples and the focus areas and related indicators.

Responding to NIRD's presentation, JS, MoPR inquired whether mapping was done on SDG indicators covered under MA survey by NIRD.

Chai mentioned that the development of training module and materials in respect to SDGs should be done as per specific timeline and state languages. On this, Mr. Kunal Bandyopadhyay told that MoPR is already engaged in preparing the modules in English and Hindi languages. All such materials are sent to states for translation into local language.

7. Further chair raised the issue about **Training Needs Analysis (TNA)** and on the process, need and mechanism for use in developing and modification of training activities.



- On **Training Need Analysis**, Shri Dibyendu Das told that TNA is most important for preparing strategy of any training taking into account the need of all stakeholders and their accountability. TNA should be designed nationally and it should be customized locally. Giving details about West Bengal, Shri Das mentioned that there is separate team for the TNA and on average more than 15000 people are involved for TNA on cascading mode.
- Dr. P.P Balan informed that panchayat Associations are being consulted while preparing the Training programmes. Coverage may be done of the said Gram Panchayats with the help of media.

8. The Chair shared her views that at the State and sub-state level, **Statistics Departments** may be involved in working together with PRIs like the Ministry of Statistics and Programme Implementation (MoSPI) works on the SDG indicators and the data with the NITI Aayog. The Niti Aayog then with the SDG India Index worked by MoSPI brings out the SDGII regarding the performance of the States.

Finally, summarising on the progress as per the ToR the various virtual meetings have covered all topics. However, not all members could attend all the Meetings and discussions and share their views and as well as respond to the views of the other members. Hence as already requested in the previous meetings all Members are requested to share their views as per the ToR. These are to be sent to RSN, who is requested to circulate it to all the members, so that all are able to get the views of other members. Any further comments from members based on the views of other members that they read, was also requested to be sent to RSN for again circulating to all members.

Further, the members were requested to start preparing the report, as per topic already allocated in first Meeting. In as much as Mr. Alen John could not participate, Dr. Joy Elamon, Director, KILA, would be covering the topic of Targets and Indicators, within the Themes and related aspects.

The JS, MoPR spoke regarding a draft template with chapterization. She was requested to share it with all members.



Eighth Meeting of the Expert Group held on 28th June, 2021

The 8th Meeting of the SDG Expert Group started with the demonstration on the Dashboard for localizing SDGs at Gram Panchayat level.

1. The demonstration as presented by KILA team of Ms. KU Sukanya and Dr. RV Rajesh covered the following aspects:
 - Tool Kit on Planning and Monitoring SDGs providing Panchayats a web-based work board
 - Planning and Monitoring of SDGs
 - Convergence
 - Resource mobilization
 - Setting targets and measurable indicators
 - Data entry mechanism
 - Searchable database at all levels
 - Front End and Back End of the Dash Board
 - Provision for data entry on different aspects from local level to National Level
 - Tools and Features covering – Adding Banner, Events, Downloads, Indicators, Divisions and Visualization for use from SIRD

The Dashboard presented was much appreciated.

- The features of providing at the Panchayat end a work board for its working and the comparison with other panchayats by back-end entries and entries of other panchayats are excellent and necessary features. The Dashboard as a workboard provides the Panchayat the space to identify the areas for work, choice of activity, cost and workout the plan for the Panchayat choosing what they would like to address in the SDGs in the preparing of GPDP and its monitoring. It would also be able to put into it the Resources from other Departments schemes earmarked for the Panchayat, based on the Panchayat plan and enable convergence in planning.
- Further discussions on the Database data entry at Panchayat level and the updation led to the use of the MA indicator data and it covering the SDG Indicator data points, as discussed in earlier meetings. In case of discrepancy with the Department data, where the figure reconciliation could not be done, the better choice to go forward is to take whichever is worse, as the Panchayat only stands to gain.
- As already discussed, KILA when preparing the indicator framework would also need to specify the source of data for indicators where MA data is not available
- The linkage of MA, e-Gramswaraj and this Dashboard can be worked out by MoPR. It was suggested that the same password be used for this as for e-Gramswaraj.
- There are three levels of planning that the dashboard offers starting from GP level planning, Block/ Panchayat Union level and District Panchayat level planning that can be integrated.
- The data is entered both by KILA and at the GP level by respective Gram Panchayats. The dashboard helps panchayats at all three tiers to set-up targets on par with the best levels, a comparison with others on targets, plans and activities in the State.
- The backend entry on various parameters to be done by whom was asked to be mentioned, so that the same can be done. It has been stated as to be done by KILA (for Kerala) in the presentation. These entries would provide the capturing of Best practices also in the Dashboard.



- The use of the Dashboard to disseminate information from KILA to Panchayats for Capacity Building activities that was mentioned, was suggested to be also providing for the presenting of Panchayat information at Panchayat level to be shared in the Panchayat, for activities planned in the Panchayat, works taken up, IEC etc, thereby also making it a tool for the Panchayat to take its disclosure and work to the Gram Sabha in this mode as was mentioned in the previous meeting. The communication should be also Mobile compatible, can have alerts of SMS and other features for sharing this dashboard features with the community.
 - The importance of the Dashboard in the process of localizing SDGs was again emphasized and it was also decided that this needs to be prepared centrally and data to be uploaded locally. There needs to be a discussion with the Expert Group with the Agency engaged by MoPR for development of the Dashboard so that all the aspects that have been discussed in such detail are captured in it. States may like to improve on it further, which can be a provision in the development of the Dashboard by MoPR. In view of there being a common frame to be centrally developed that is to be rolled out for use by all States, Piloting of the Dashboard needs to be done, covering all the aspects to localize the SDGs.
 - JS (CB) suggested that the pilot for localization of SDGs can be carried out in few of the GPs in States already identified under the NIRD&PR Model GP Cluster project and it would be helpful for piloting, since Model GPDP project is underway. Shri Saroj Dash opined that since man power in terms of dedicated cluster level resource person is available at these identified model GPs, the pilot can be carried out in such identified GPs. However, the Chair and Members cautioned and clearly pointed out that this can be done only if the NIRD Model Cluster is going to take the Expert Group recommendations (that are accepted by MoPR) in its totality in implementation. Piloting should be done only of a proposed expansion. Hybrid cannot be piloted, or a bit cannot be piloted and considered as piloting. Hence whether the resources made available under the NIRD Model GP Cluster is going to be taken up for piloting the Localising of SDGs with the various aspects as per Expert Group accepted recommendations, is to be decided by MoPR. That there should be a piloting is clear.
2. JS (MoPR) mentioned that the presentation of the Draft Report is to be made to the Secretary MoPR. The Chair requested all members to finalize their chapters and presentations as requested in earlier meeting.
 3. Regarding the Chapterisation received from MoPR, it was discussed and the Chair clarified those 2 documents were sent to the Mr RSN Sharma to share to Members for clarity on topic and that the Members need not feel constrained by the Chapterisation and that Index (Contents) are written only after the Matter is written and as per the sub-headings thereunder. The Members had not received that mail and JS was requested to send it to the Members with the points made in the mail to Mr RSN Sharma.
 4. Chair also suggested that after the presentation to Secretary, MoPR, MoPR may consider organizing regional workshops to take forward the process with the States/UTs.



Ninth Meeting of the Expert Group held on 5th July, 2021

The 9th meeting of the Expert Committee on Localization of SDGs was held on 5th July 2021 at 3.00 PM through video conference. The meeting started with a recap note by the Chair in which she discussed key points of the 8th meeting held on 28th June 2021. Shri RSN Sharma briefed the Committee on the received draft chapters from Dr. Kathiresan, Dr. Joy Elamon and that from Shri Kunal Bandyopadhyay and Dr. P.P Balan. The Chair requested Dr. Joy Elamon to share his presentation on the indicator framework prepared to be included in the report.

1. Dr. Joy Elamon, Director General, KILA

- In his presentation he showed the framework of broad local level SDG indicators as per the National Target, National Indicators, National Level Data Source, Modified GP level Targets, Modified GP level Indicators,
 - He emphasised on the fact that the National Indicator Framework (NIF) needs to be modified for addressing the local needs.
 - The localized SDG targets and indicators should guide the Panchayats in formulation of GPDP and monitor its implementation to achieve SDGs.
 - This can further be used in the local planning and monitoring and implementation of development activities / GPDP.
 - All the Panchayat level SDG indicators selected should be in sync with the State Indicator Framework (SIF).
 - The Local Indicator Framework (LIF) for SDG can be modified according to the needs of the respective states and Panchayats.
 - During the presentation Dr. Joy Elamon presented thematic areas and targets SDG 1 – Poverty Free Panchayats. In addition he also presented the Local level indicator framework on the same goal.
 - Mapping of schemes at GP level was also shown in the presentation. This showed the various sources for Panchayats to draw benefits and take up activities under, and scope of access for points of actions at local level to achieve the goals. This will help the GPs to plan and expand the developmental activities and further help in accessing resources for achieving the desired targets at the local level.
 - The Mapping Table can have the framework in the following headings :
 - National level Targets
 - Modified GP level Targets
 - CSS/Central Sponsored Schemes
 - State Government Schemes
 - GP level Programmes
 - Indicative framework of Goal -1 on basis on above categories.
 - Scope for interlinkages of Goal -1 with other SDGs
 - Role of GP and scope for preparation of Report Card based on the framework were also presented.
- ❖ After the presentation, the Chair appreciated and requested Dr. Joy to share the framework with all members and requested other members to send their feedback to KILA to finalise the framework.



- ❖ During the discussion, Chair suggested on making the framework user friendly and simple so that Gram Panchayats may understand it clearly.
- ❖ Department goals need to be correlated to the LIF at Panchayat level.
- ❖ JS, MoPR asked about the source of data for the framework at local level, to which Dr. Joy responded that the data source is from SECC, MA Survey and other secondary data collected by the Gram Panchayats. It was also discussed to focus theme wise for covering the SDG goals for better understanding of issues related to development at local level.

2. Presentation on design for Thematic localisation of SDGs

The Chair shared a presentation on a design for localisation of SDGs in Panchayats in Tamil Nadu.

The main highlights were the following:

- Thrust areas of the Government
- Incentive based on performances
- Planning of inputs till planning for outcomes
- Localised SDGs as per Panchayat's priorities
- SDGs mapped from global to local level
- Demand driven rather than supply driven
- Participatory methodology
- Convergence

The conceptual framework presented by the Chair analyses theme wise focus on localization of SDGs. The Chair explained the linkages with goals and themes in 8 sectors covering the following:

- Self Sufficient Village with Infrastructure
- Health and Nutrition
- Clean And Green
- Water sufficient Village
- Poverty Free
- Zero Hunger
- Child Friendly
- Socially Secured Village.

The Chair also analysed the incentive assessment and challenges in incentivising at the local level. Finally, the presentation depicted a framework on localisation of SDGs based on localised indicators. In the framework, an indicative mapping with departments and themes was also discussed. During the presentation, comparison with MA indicators with thematic indicators were also linked. An Assessment of Panchayats were also attempted based on different gradations. Village level planning with illustrative visualisation with a Dashboard was also tried under the project. Further Chair clarified that the presentation draws from a project designed with people's participation implemented in Tamil Nadu in early 2000s for just a year and half.



3. Presentation by Dr. C. Kathiresan, Associate Professor, NIRDPR on issues of National Importance

Important programs of different Ministries that have national importance which have direct implication in achieving SDGs at the national as well as at local level was presented. During the presentation following issues were highlighted:

- Issues, Flagship schemes and scope for linkages with SDGs of various Ministries viz. MoPR, Ministry of Finance, Ministry of Jal Shakti, Ministry of Rural Development, Ministry of Skill Development and Entrepreneurship, Ministry of Education, Ministry of Health and Family Welfare, Ministry of WCD, Ministry of Agriculture and Farmers Welfare, Ministry of Consumer Affairs, Ministry of Power, Ministry of Petroleum and Natural Gas, Ministry of Environment and Forest etc were presented.
- Dr. Kathiresan also presented an indicative list of activities Gram Panchayats can consider in respect of 29 subjects during planning exercise.

During the discussion, it was deliberated that the overlapping between different chapters may be relooked while drafting.

4. Dr. Saroj Dash, presented a draft framework of **chapterisation for preparing the report.**

5. Presentation by Shri RSN Sharma, National Project Manager, RGSA-NPMU, MoPR on draft introductory chapters

- Shri R.S.N Sharma shared the presentation where two draft chapters prepared by Consultants of MoPR were discussed. One chapter contains the introduction and overview of SDGs. The other chapter discusses about the localisation of SDGs at the Panchayat level.
- During the discussion, the Chair requested to make the introductory chapter limited to SDGs only. Issues related to transition from MDGs from SDGs may not be necessary for the present framework. Accordingly, it was requested to revise the chapter once again.

6. Integrating Localising of SDGs in Model Clusters

In the meeting a brief discussion was held on the dashboard to be prepared on SDGs. In this context, it was also discussed whether the piloting of localisation of SDGs can be implemented in the Model Cluster Project currently implemented by NIRDPR. Dr. Kathiresan clarified that this should not be a problem as the preparation only is going on. Further he mentioned that it would take 2 years to implement this model cluster project and assess impact of pilot. He was requested to prepare a note and share with the Committee on the possible scope for integration in the project.

7. Some aspects on CB&T for localising SDGs

- On request that had been made by the Chair regarding the IEC/Training/CB component available under major flagship schemes, JS, MoPR briefed Committee members on various Ministry wise status on IEC components and that the funds available were quite substantial. Members briefly discussed about the different IEC components in various central government schemes and felt that there could be possible IEC fund pooling and percentage



of it being used by the Departments for their work in the field with the PRIs. This could well be factored in the CB&T.

- Provision of IEC funds for Panchayats can be explored.
- Shri Saroj Dash suggested the use of media and jingles etc in IEC for SDGs. The NCBF has very valuable aspects and guidance to offer, which can be taken for the Localising of SDGs also.

8. Use of technology towards localising SDGs

MoPR has developed and piloted various aspects using technology – eg: grammanchitra, Spatial Planning. These can be used towards localising SDGs.

In her concluding remarks, Chair requested to all members to submit the draft chapters at the earliest, so that the comments of all members on it can be obtained and these can be finalised by the next Meeting.



Tenth Meeting of the Expert Group held on 20th July, 2021

The 10th meeting of the SDG Expert Group started with Chair inquiring all members to share their views on the Draft report. Herewith are the views expressed by members:

1. Overall Report

- Dr Ganesh Prasad conveyed that the Report was very lengthy and there can be a relook at the Chapters, as the content was quite general.

2. On the SDG Indicators for PRIs:

- Dr Ganesh Prasad opined that -
 - SDG Indicators as listed out in the draft report are very exhaustive and suggested on whether the number of indicators can be reduced to a manageable size.
 - On his interaction with Elected Representatives of Panchayats, he shared that they have identified 4 thrust areas on which they will actively focus towards development of Panchayats. The 4 focus areas are Health, Education, Women and Child Development and Natural Resource Management.
 - He noted that though states identify their development goals, MoPR should continuously provide guidance on priority indicators that States need to follow.
 - Initially the number of indicators can be less and as the process goes on in the subsequent years, the indicators may be increased.
- Dr. Joy mentioned that –
 - the choice of achieving the objectives of SDGs should be left to Gram Panchayats and that as choices would vary, comparison and monitoring would not be possible, though there needs to be the State machinery monitoring their progress.
 - the indicators should be reduced to a sizable number so that they can monitor themselves.
 - Phasing can be done
- Dr. Kathiresan shared that -
 - States should be allowed to choose for themselves on which indicators they can work.
 - all indicators may not be applied to all States. In the process, states should be given the freedom to identify the indicators.
 - Top-down approach of prioritizing indicators should not be there, as Panchayats should be given the freedom to choose the appropriate ones.
- Shri Saroj Dash mentioned that
 - process-based indicators should be a good approach where states can take up their decision on implementing their development agenda.
 - In each SDG Goal, 2-3 indicators may be identified to simplify the process for Gram Panchayats to implement different activities for achieving the objectives of SDGs.
- Shri Dibyendu Das shared that
 - Gram Panchayats and States at their level should be given the opportunity to choose relevant themes and indicators towards achievement of SDGs.
 - In terms of monitoring, he noted that GPs should monitor themselves based on indicators chosen and also be monitored.
 - Comparison is required.



- Certain indicators may not be applicable in certain places and so need not be included in a common comparison framework. (eg. Ease of doing Business)

3. After members sharing of their opinion, Chair remarked that –

- baseline data of all indicators is important for benchmarking.
- in identifying the indicators, there should be both a process driven approach leading to generating outcome, through which in the entire process, effective monitoring of the process indicators can take place leading to achievement of the outcomes, which gets monitored as outcome indicators.
- indicators should be developed keeping in view of annual progress year by year.
- a comparative approach among the PRIs should be developed so that PRIs can compete among each other in achieving the objectives of SGDs. On the existing DDUGSP comparative approach is available through GDPDs; Chair shared that such comparative approach should be in place so that PRIs would be able to compete with each other.
- process monitoring should be done by States as well as MoPR.
- a manageable size of SDG indicators for each theme may be identified by States on an annual basis subsequently increasing the number of indicators in the consecutive next years.
- Commonality of indicators should be there that will give scope for comparison. Out of 100 indicators, may be 20 indicators should be common to all PRIs that can be identified by MoPR. This number needs to be seen after the listing of Indicators is finalized.

4. Good Governance

During the discussion, Shri Saroj Dash pointed out the need for keeping the aspect of Panchayat functioning that was presented in the ppt by the chair as compulsory. Chair noted that then Good Governance can be one of the themes that needs to be monitored to ensure effective service delivery in rural areas which was agreed by all members.

Shri Saroj Dash was requested to work out the indicators and write up on this theme including therein what he had mentioned as the 5 Ts approach (comprising of Team work, Technology, Transparency, Transformation and Time limit). Shri Dash was of the view that MoPR should anchor in monitoring this theme across all States.

5. Theme Saturation approach

Kerala's saturation approach was suggested. On this, the Chair remarked that theme saturation could be way forward in localization of SDGs to achieve the targets by 2030. The implementation of different activities relating to the identified 9 themes can be progressed, and a saturation mode/thematic saturation can be a State Choice or GP Choice or can be guided approach from MoPR.

6. Process Indicators for SDG Themes:

Chair requested all members to identify Process Indicators for all themes towards their outcomes.

7. Outcome Indicators numbers

Indicators as Immediate, Short Term and Longer Term need to be grouped, to enable to focus on lesser and manageable number of indicators. Suggestive sets of outcome indicators may be



identified limiting to perhaps some 50 indicators in total in year 1, which may amount to just maximum 5 to 6 outcome indicators per theme that may be identified so that these can be focused on. Benchmarking can be done for the full set. Chair remarked that MA Survey should be incorporated with the identified indicators so that Annual monitoring can take place by Panchayats, States, MoRD and MoPR. The following members were requested to complete the work with regard to identifying Outcome indicators, classifying them as Immediate, Short term and Longer term, and selecting the most critical and immediate ones as also developing Process indicators based on the template developed by KILA.

Theme	Expert Member Responsible
Poverty Free and Livelihoods	Dr. Joy Elamon
Zero Hunger	
Child Friendly and Women empowered	
Health	
Clean and Green	Shri Dibyendu Das
Socially Secured	Dr. Ganesh Prasad
Self Sufficient Infra	Shri Saroj Dash
Water Sufficient	Dr. Kathiresan, NIRD

She also noted that Monitoring and Comparison should be taken up simultaneously on a regular basis.

8. Capacity Building:

In addition to the earlier discussions on this –

- In view of the Theme based approach, CB initiative should also be worked as per theme wise rather than SDG Goal Wise.
- JS (CB) mentioned that Capacity Building is an area that needs to be taken up till Village level.
- Members opined that apart from Centralized Training Manual, State specific training manuals also need to be developed.
- Apart from Capacity Building that is mostly Training and cascade approach, for SDGs, generating awareness is an area that is important where IEC materials through Video clippings, Jingles etc should be included.

9. Incentivization

- Considering the process and outcome indicators, the incentivization process for PRIs under SDGs should be devised.
- Mandatory or common indicators for inclusion in assessment for incentivization to be specified
- 50 minimum must be worked on by all GPs, and assessed.
- 50 + for special incentivization
- Incremental change (delta) from benchmark to be considered
- Special efforts and innovative works to be given extra weightage
- Equal weightage was suggested as the choice of indicators is diverse



- Basket of indicators to be given and from these the VP is to select the ones it wants to achieve
- Saturation of Themes can get a special incentive
- The incentivization process should be measurable.
- Shri Saroj mentioned about a list of incentives and awards being used in Odisha. Chair suggested on sharing some of the incentivization models of Odisha.
- States can take a lead role in Theme saturation if they like to, (as done by Kerala)

Towards the end of the meeting, the Chair requested all members to modify their slides of the presentations with less words and more support of visuals.



Eleventh Meeting of the Expert Group held on 27th July, 2021

- 1) The 11th meeting of the SDG Expert Group started with the Chair again requesting all members to share their views on the draft chapters shared by the members.
- 2) The Chair has also requested MoPR to share the draft chapter on present status of SDG localization in the country in the framework that was prepared by Shri Saroj Dash and discussed already in earlier EG Meeting.
- 3) As a part of the discussion, Joint Secretary, MoPR has pointed out that relevant issues need to be incorporated in the chapters viz. role of VPRPs in GPDP.
- 4) Indicators Finalization
 - On the Indicators, the Chair requested members to use the similar Tabular format prepared by Dr. Joy Elamon, where Immediate, Short term and Long term is noted against the Indicators - Immediate (up to 1 year), Short term (2-5 year) and Long term goals (beyond 5 years).
 - Meta Data and Data Source is also to be stated against the indicators. In data point and methodology section, data calculation sources may be referred from the document prepared by NITI Aayog. Data sources may be state specific if no source is mentioned. Specific data sources may be mentioned clearly.
 - Shri Saroj Dash, Jt. Director, SIRD, Odisha presented a draft chapter on self – sufficient infrastructure where process, output and outcome indicators and time frame was presented in an excellent manner. This presentation is clear and easy for use in the CB & T for the Thematic Localisation of SDGs.
 - The Chair requested all members to go through this document prepared by Shri Saroj Dash and also prepare a similar write up on the process - output basis for the Themes that they are working out the indicators for so as to also put in the Report.
 - Ms. Piyali Roy expressed that the Process and Output may be in different timeframe and showing in the same may be difficult. She was requested to try out and see and consult with Shri Saroj Dash on that.
5. Dr Joy Elamon has already written out the content for each theme and also covered as per Template for each Chapter. This matter in standard template regarding Themes and indicators listing needs to be put together. Mapping of Ministries/Departments is also to be included in the formats being prepared by the members, if not already covered by the Content given by Dr. Joy Elamon.
6. It is suggested that in the Thematic Indicators chapters prepared by Dr. Joy Elamon, whether the presentation in the Report can be partly in Annexures is to be seen after the Draft Chapter is ready.
7. Chapter prepared on Zero Hunger by Dr. Joy Elamon was presented during the meeting. Based on the draft chapter following suggestions were made:
8. Use of percentage in place of absolute numbers in some columns.
9. Some of the points mentioned in the Zero Hunger chapter repeated with the chapters on Zero Poverty. This was requested to be checked. Extension of the Time given to the Expert Group:
10. In view of putting large number of indicators into perspective, the Chair mentioned that as it would take some more time, a letter will need to be sent to Secretary, MoPR. While writing



to the Secretary, MoPR, the Chair expressed that it would be mentioned that the Expert Group will complete by 15th August, 2021.

11. At the end of the meeting, the Chair requested all members to send their comments and modify their chapters based on the discussion held and share by 31.07.2021.



Twelfth Meeting of the Expert Group held on 1st August, 2021

1. The 12th meeting of the SDG Expert Group started with the review by the Chair on the Chapertization and material received for the report.

2. Chapter on **Issues of National Importance**

Regarding this chapter, the Chair mentioned that:

- Reporting of the State level schemes of every state would be cumbersome exercise and can be done by the States as part of the discussions and steps for implementation of the revamped RGSA. Hence it is better that, as such only applicable schemes of the Central Government may be mentioned in the report.
- Further the clear position regarding who is implementing the scheme, whether the GP gets funds for it, or is it done by Department, needs to be clearly stated, in the Table listing schemes linked to the Goals. All members agreed to this proposal. On this, Dr. Kathiresan and Shri Mohd. Taqiuddin from NIRD&PR assured that the Chapter on Issues of National Importance would be changed accordingly.
- On the listing of the Schemes, Chair suggested that listing of schemes may be done Theme wise so that all relevant schemes would be covered for the Theme.

On the coverage of themes and schemes, Joint Secretary (MoPR) indicated that the Booklet being prepared for the People's Plan Campaign (PPC) by MoPR can cover all such information including themes, schemes, targets and their indicators so that Panchayats can adopt one theme as Sankalp

Gender as a multi-dimensional theme

- On inclusion of Gender as one of the themes, Chair suggested that Gender Equality is one of 17 SDGs that make up the 2030 Agenda for Sustainable Development. As Gender is cross cutting across the multiple themes / goals / targets, rather than sub-analyse there, placing it up front as a theme would bring focus to it in a better and integrated approach. She suggested that only by ensuring the rights of women and girls across all the themes/ goals, will we get to justice and inclusion, economies that work for all, and sustaining our shared environment now and for future generations.
- It was also mentioned that the "SDG and Gram Panchayats - Handbook for Trainers and Gram Panchayats" prepared by KILA, UNDP, and others under the aegis of MoPR, covers the Themes we have been discussing and also has a Theme of Engendered Village.

It was decided that the Theme of Engendered Village needs to be added as a separate theme.

3. **Zero Hunger**

- On the thematic issues of Zero Hunger, Chair suggested that as all of the Hunger related indicators are covered also in other themes, focus on Zero Hunger as a theme may not be prioritized.



- JS indicated that child nutrition is still an issue in India that needs special attention towards achieving zero hunger goal. It was discussed that as all the aspects are found in Healthy Village, Child friendly village and Poverty free village, special focus being given by GoI would anyway get addressed and the Theme need not be again there, having same indicators.

It was decided to not have a Theme of Zero hunger.

4. Presentation on Theme of Good Governance for Localization of SDGs by Shri Saroj Dash, Joint Director, SIRDPR, Odisha

In the presentation, Shri Saroj Dash SDGs illustrated the following:

- Achieving high standards of governance at all levels.
- Schemes relating to central government to provide employment, connect villages to cities through roads, build houses for the poor and offer education in the states, etc needs to be implemented with full vigor to report on defined parameters in various sectors.
 - Appreciating the presentation and concepts, Chair inquired on how the data collection can be ensured. To Chair's query, Shri Saroj mentioned that the data collection process and applicable indicators on ensuring Good Governance are being finalized. Chair requested Dr Ganesh Prasad to conduct peer review on the Chapter of Good Governance and requested both to give it in 2 days.
 - The Theme of Good governance was requested to be prepared in the Format of Theme presentation as now shared based on the Frame prepared by KILA and discussed earlier.

5. Clean and Green Theme

The Theme Indicators were requested to be given from Ms. Piyali Roy, by Saturday 7/8/21. (It had not been possible for Shri Dibyendu Das to look at it due to unfortunate and sad bereavement in his family).

6. Themes – indicators sent

Chair informed that the Indicator Frame based on inputs received from Members has been presented in the Format and shared with MoPR and requested MoPR to share with the Members for remarks.

The Themes sent are –

- Poverty free and enhanced livelihoods (draft)
- Child friendly (draft)
- Healthy village (draft)

An **Abstract Table** was also shared to show Immediate, Short Term, Long Term and Source of Data – MA / Department / GP.



7. Further discussion on 3 Themes of Infrastructure and Good Governance and Water & Sanitation

So as to put the 2 Themes of Infrastructure and Good Governance given by Shri Saroj Dash in the Format, and get doubts cleared on Theme of Water & Sanitation given by KILA, it was also planned to have a virtual meet discussion on either Friday 6/8 or Saturday 7/8 with the E&S official Shri Aravind who had worked on the Themes sent by the Chair

8. Cross Verification of Themes covered under Localization of SDGs and that of Incentivization programme of MoPR - Chair requested MoPR to correlate the Themes covered under the Incentivization programme and that of the Themes covered under the Localization of SDGs. On this, Chair mentioned that the correlation would be helpful in ensuring the points are covered for panchayats to progress towards awards. Identifying those areas that are not covered under the Incentivization programme but under SDGs will be clearer.

9. National Capacity Building Framework (NCBF) - Chair requested MoPR and NIRD&PR to go through this recommendation and also see it so as to include in the Report.

10. On taking forward the recommendations suggested by the Expert Group, JS (MoPR) told that after the submission of the report, MoPR will organize series of workshops to disseminate the recommendations to States.

11. At the end of the meeting, the Chair requested all members that considering the time limitation, writing of Chapters may be completed by 10th August 2021.



Annexure 2: Illustrative list of activities Gram Panchayats

S.no	Subject	Illustrative List of functional Responsibilities
1.	Agricultural including agricultural extension (SDG 2,8,12)	<ol style="list-style-type: none"> 1. Maintain data base of crops and cropping pattern 2. Assess the needs of various inputs such as seeds, fertilizers, pesticides etc. 3. Procure plant protection and farm implement for giving on hire to farmers 4. Help in formation of Agricultural self-help groups 5. Assess credit needs of farmers 6. Assist the credit institutions for recovery of loans. 7. Monitor the visit of extension staff to the village farms 8. Identify suitable plots for conducting trials and demonstrations 9. Select farmers for participating in Kisan melas 10. Generate awareness in use of organic fertilizers and vermiculture 11. Distribute subsidies and other assistance to farmers sanctioned by the Government 12. Provide feedback to Agr. Dept on farm related issues 13. Encourage Development of nurseries horticulture and vegetable cultivation. Development of pasture land. .
2.	Land improvement and Soil Conservation (SDG 12,15)	<ol style="list-style-type: none"> 1. Assist the line dept. Officials for soil testing soil conservation work. 2. Post conservation vigilance to ensure sustenance of soil conservation work. 3. Create awareness for use of soil in consonance with its properties, gradients etc. 4. Optimum and sustainable utilization of land. 5. Promote regeneration of waste lands and marginal lands to make it cultivable.
3.	Minor Irrigation (SDG 6,8)	<ol style="list-style-type: none"> 1. Maintain all minor irrigation projects within the GP 2. Constitute watershed committees for their direct participation in the execution of the project 3. Approve land/water use plan for watershed development through Grama Sabhas



S.no	Subject	Illustrative List of functional Responsibilities
		<ol style="list-style-type: none"> 4. Select beneficiaries and provide assistance to them for executing individual works under watershed 5. Maintain community assets created under watershed project
4.	Animal Husbandry (SDG 8,12)	<ol style="list-style-type: none"> 1. Identify beneficiaries under various programmes. 2. Motivate people to maintain quality breeds and adopt modern techniques of maintaining livestock. 3. Report out-break of epidemics 4. Assist in organizing milk producers co-operative societies. 5. Identify beneficiaries for dairy development programme 6. Supervise the functioning of Rural Live Stock Unit 7. Encourage mini poultry farms
5.	Fisheries (SDG 8,14)	<ol style="list-style-type: none"> 1. Develop village pond for fisheries. 2. Identify beneficiaries for assistance under various programmes. 3. Assist Block Panchayat in the distribution of boats, nets and other equipment. 4. Execute fishpond and tank improvement. 5. Lease village ponds for fishing rights. 6. Encourage fishermen to take up insurance schemes 7. Assess loss, damage and relief requirements of fishermen families affected by calamities
6.	Social forestry (SDG 13)	<ol style="list-style-type: none"> 1. Conduct inventory on suitable locations for planting/forestation of all vacant Government lands, excluding Reserve Forest areas. 2. Preparation of suitable Nursery action plans based on the demand survey. 3. Preparation of suitable Annual Action Plans for a forestation on all vacant lands. 4. Promote and raise decentralized people's nurseries. 5. Raise fuel, fodder and small timber plantations on all vacant Government lands to cater to the needs of local communities etc.
7.	Minor Forest Produce (MFP) (SDG 8,15)	<ol style="list-style-type: none"> 1. Assist in identification of families willing to plant MFP species. 2. Distribute MFP seedlings for plantation. 3. Promote collection and primary processing and value addition to MFP before selling.



S.no	Subject	Illustrative List of functional Responsibilities
		4. Ensure timely payment and adequate collection charges to MFP collectors.
8.	Small Scale Industries (SDG 8)	1. Promotion of traditional and mini industries
9.	Khadi, village and cottage industries (SDG 8)	1. Promotion of khadi and cottage industries 2. Promotion of handicrafts.
10.	Rural housing (SDG 1)	1. Identification and provision of land and house for homeless 2. Identification of beneficiaries for rural housing programmes.
11.	Drinking water System (SDG 6)	1. Identify schemes and locations, through the involvement of Gram Sabha 2. Construct wells, tanks and village water supply schemes of its own or as assigned by the Zilla Parishad 3. Periodically chlorinate open wells and treat water 4. Ensure proper distribution of water to all households in its villages 5. Collect water sample for testing 6. Maintain water supply schemes handed over by Gram Panchayat
12.	Fuel and Fodder (SDG 7,12,15)	1. Organize co-operatives for fodder production and provide financial assistance 2. Supply improved variety of fodder seeds 3. Supply fodder during droughts. 4. Allocate community land for fodder production. 5. Undertake plantation activities. 6. Maintain and protect fuel wood plantations in community or panchayat lands
13.	Roads, Culverts and Bridges and ferries (SDG 8,9)	1. Construct village link roads and village lanes through works committees 2. Construction and maintenance of buildings including those transferred 3. Assist in formulating PMGSY road construction projects and obtain approval through Gram Sabha



S.no	Subject	Illustrative List of functional Responsibilities
		4. Monitor and supervise quality of works through works committee
14.	Rural Electrification, Including Distribution of Electricity (SDG 7,16)	<ol style="list-style-type: none"> 1. Report power supply during prime crop season 2. Find land for installing electrification transmission poles 3. Maintain and operate street lights 4. Exercise vigilance and report against power theft and illegal connections 5. Monitor power supply for agriculture and assist in checking power theft and illegal connections.
15.	Non-Conventional Energy (SDG 7)	<ol style="list-style-type: none"> 1. Assist Block Panchayat in identification of potential sources of non-conventional energy devices such as bio-mass, solar energy and wind energy 2. Monitor functioning of Non-conventional energy devices
16.	Poverty Alleviation Programme (SDG 1,8,9)	<ol style="list-style-type: none"> 1. Identify beneficiaries under MGNREGA and other individual beneficiary oriented poverty alleviation schemes, with the approval of Grama Sabha 2. Prepare & approve annual action plan under MGNREGA 3. Assist in identification of labors in the village requiring wage employment through Gram Sabha. 4. Formulate projects and get approval through Gram Sabha and seek technical approval from Block Panchayat 5. Constitute works committee for execution of works and projects 6. Monitor and supervise quality of works, assets created and man days generated
17.	Education, including Primary and Secondary Schools (SDG 2,4)	<ol style="list-style-type: none"> 1. Ensure full enrollment of school age children 2. Maintain school buildings and play grounds 3. Exercise vigilance on regular attendance of teachers and students and report to the concerned 4. Campaign for full enrollment and reduction of dropouts 5. Assess the drop out position and initiate appropriate action to reduce it. 6. Supervise successful implementation of Midday Meals Scheme in schools



S.no	Subject	Illustrative List of functional Responsibilities
18.	Technical Training Skill Development (SDG 4,8)	<ol style="list-style-type: none"> 1. Assist in identification and recommend eligible candidates for vocational education and skills training
19.	Adult and Non-Formal Education (SDG 4)	<ol style="list-style-type: none"> 1. Help in mobilizing people for participation in Adult education and literacy campaigns 2. Supervise and assist in functioning of adult education centers and ensure regularity of learners and volunteers 3. Supervise and monitor functioning of the adult education centers
20.	Libraries (SDG 4,10)	<ol style="list-style-type: none"> 1. Maintenance of libraries & reading rooms in the village and in SC/ST localities
21.	Cultural Activities (SDG 4,11)	<ol style="list-style-type: none"> 1. Organize sports festivals and cultural events in villages using folk media for strengthening of national integration, campaign literacy and sanitation etc. 2. Promote sports and organize youth clubs 3. Assist in formation of youth clubs 4. Development of playgrounds. 5. Establishment of Cultural Centres
22.	Markets and Fairs (SDG 8,9)	<ol style="list-style-type: none"> 1. Maintain village fairs and weekly markets 2. Construct shopping complexes
23.	Health Sanitation (SDG 3,5,6)	<ol style="list-style-type: none"> 1. Assist in formation of village health committees 2. Upkeep of village sanitation, cleaning of roads and drainage 3. Co-ordinate and supervise construction of sanitary latrines 4. Chlorinate village tanks and wells and spraying of DDT 5. Assist in construction of individual sanitary latrines 6. Report of outbreak of epidemics 7. Assist in propagation of maternal child care, family planning and immunization programmes 8. Assist in maintenance and supervision of Anganwadis. 9. Supervise the activities of ANMs and Anganwadi workers 10. Collect health statistics (e.g. births, deaths etc.) 11. Identify pregnant women eligible for maternity benefit scheme and help them in getting benefits
24.	Family Welfare	<ol style="list-style-type: none"> 1. Generate awareness among women about their rights



S.no	Subject	Illustrative List of functional Responsibilities
	(SDG 3,5)	<ol style="list-style-type: none"> 2. Promote self-help groups of women 3. Assist in identification and recommendation of beneficiaries for maternity aid under NSAP and related schemes
25.	Women and Child Development (SDG 2,3,5)	<ol style="list-style-type: none"> 1. Identify beneficiary mothers and children under various schemes 2. Assist in the distribution of nutrition and conduct of regular health check-up 3. Supervise functioning of ICDS
26.	Social Welfare, including Welfare of the Handicapped and Mentally Retarded (SDG 1,2,3,4,5,10,16)	<ol style="list-style-type: none"> 1. Assist in identification of disabled persons and co-ordinate with Block Panchayat and Gram Panchayat for their rehabilitation 2. Sanctioning and distribution of pension to destitute, widows, persons with disability and agricultural labourers 3. Build awareness and educate people about ill-effects of drug abuse 4. Take drug addicts to counseling, de-addiction and after care centers
27.	Welfare of SCs and STs (SDG 4,9,10)	<ol style="list-style-type: none"> 1. Distribute school uniforms, books and other materials to target group students 2. Assist in the maintenance of hostels
28.	Public Distribution System (SDG 2,16)	<ol style="list-style-type: none"> 1. Review of Fair Price Shops functioning 2. Act as vigilance body per the Public Distribution System 3. Identify from the list of cards, bogus cards and inform the same to Revenue department 4. Display Allotment orders of essential commodities to the Fair Price Shops 5. Display details of prices and quantum per card of essential commodities
29.	Maintenance of Community Assets	<ol style="list-style-type: none"> 1. Keep all common property of local nature in good condition 2. Maintain a register with all the details of communal lands in the Gram Panchayats



S.no	Subject	Illustrative List of functional Responsibilities
	(SDG 9,16)	3. Prevent encroachment as well as wrong uses of community Property 4. Construction & Maintenance of community halls

Across the 29 subjects two SDGs become constantly relevant, SDG 5 and SDG 10, though in some subjects they have special focus and attention for Panchayats in the performance of its mandatory functions.



Annexure 3: Activities under SAGY and linkages with SDGs

Human Development:

- a) Universal access to basic health facilities consisting of health card, medical examination
- b) Total immunization
- c) Balancing the sex-ratio
- d) 100% institutional delivery
- e) Improving nutrition status for all, with special focus on children, adolescent girls, pregnant women, and lactating mothers
- f) Strong focus on the special needs of Persons with Disability
- g) Universal access to education facilities up to Class X and retention
- h) Conversion of schools into 'smart schools'. Adult literacy
- i) E-literacy
- j) Village libraries including e-libraries

Social development:

- a) Activities for promotion of voluntarism like Bharat Nirman Volunteers
- b) Building the capacity of the people to fully participate and contribute to local development
- c) Activities for honouring village elders, local role models especially women, freedom fighters and martyrs
- d) Activities for violence and crime free villages such as: setting up Citizen Committees, Sensitization, especially of youth
- e) Village sports and folk arts festivals
- f) Having a village song to instil a sense of pride among the people
- g) Celebrating 'Village Day'
- h) Proactive steps for inclusion and integration of socially excluded groups, especially Scheduled Castes and Scheduled Tribes

Economic Development:

Promoting diversified agricultural and allied livelihoods, including livestock and horticulture, through-



- a) Organic farming
- b) Soil health cards
- c) Crop intensification such as SRI
- d) Setting up of seed banks
- e) Collection and value addition to Non Timber Forest Produce, Livestock development including Gobar Bank, cattle hostel
- f) Livestock development including Gobar Bank, cattle hostel
- g) Micro-irrigation
- h) Agro-service centres

Rural industrialization like:

- a) Post-harvest technology applications
- b) Micro-enterprises
- c) Dairy development and processing
- d) Food processing
- e) Traditional Industries
- f) Skill Development of all eligible youth for self-employment and placement
- g) Village Tourism including eco-tourism
- h) All the above activities should focus particularly on lifting households out of poverty, for which organising and federating women SHGs, providing employment to all workers, and bringing about financial inclusion are very important.

Environmental Development:

Activities for a clean and green village consisting of Providing toilets in each household and in all public institutions and ensuring their proper use and Appropriate solid and liquid waste management

- a) Roadside plantations
- b) Tree plantation in accordance with local preferences in homesteads, schools and public institutions – including green walkways
- c) Social forestry
- d) Watershed management especially renovation and revival of traditional water bodies
- e) Rainwater harvesting- rooftop as well as others
- f) Reducing local pollution of air, water and land



Basic amenities and services:

- a) Pucca houses for all houseless poor/poor living in kutcha houses
- b) Drinking water, preferably treated piped water with household taps
- c) Internal all weather roads with covered drains
- d) All weather road connectivity to the main road-network
- e) Electricity connection to all households and street-lights including from alternative sources of energy, especially solar
- f) Pucca infrastructure for public institutions- Anganwadis, schools, health institutions, Gram Panchayat Office and libraries
- g) Civic infrastructure including community halls, buildings for SHG federations, playgrounds and burial grounds/ crematoria
- h) Village markets
- i) Infrastructure for PDS outlets
- j) Micro mini banks /post offices/ATMs
- k) Broadband connectivity and Common Service Centres
- l) Telecom connectivity
- m) CCTVs in public places

Social Security:

- a) Pensions for all eligible families- old age, disability and widow
- b) Insurance schemes like Aam Aadmi Bima Yojana
- c) Health insurance- RSBY
- d) PDS- universal access to all eligible households



1 **Annexure 4: Schemes of National Importance – Role of PRIs, Line Departments and measure of progress in**
 2 **implementation**

S.no	Thematic Area/ Name of Scheme and Connected SDG	Whether Funds released to GP	Activities Performed by Gram Panchayat	Activities Performed by Line Department	Indicators to measure the progress of implementation
1	2	3	4	5	6
Basic Services					
1.	XV Finance Commission- Award to Panchayats – Basic Grant (Untied Grant) (SDG 6)	Basic Grant released to GP	<u>Panchayats implement the scheme</u> Panchayats Prepare Village Action Plans (VAP) for Village Felt Needs in respect of 29 subjects and integrated with GPDP.	<u>Line dept provide technical assistance to GPs</u> The concerned line dept provide technical support to Panchayats in planning and implementation of basic services in rural areas	Basic Grant (Untied) <ul style="list-style-type: none"> Percentage financial allocation made in each of 29 subjects to meet the felt needs Percentage of budget earmarked for projects which are directly beneficial to women
Water Supply & Sanitation					
1	XV Finance Commission- Award to Panchayats -Tied Grants for Water Supply & Sanitation (SDG 6)	Tied Grant released to GP	<u>Panchayats implement the scheme</u> Panchayats Prepare Village Action Plans (VAP) for Water	<u>Line dept provide technical assistance to GPs</u> The Public Health Engineering dept, Rural Water Supply dept and State water & Sanitation	Tied Grant <ul style="list-style-type: none"> Percentage of Population getting safe and adequate drinking water within premises through Pipe Water



S.no	Thematic Area/ Name of Scheme and Connected SDG	Whether Funds released to GP	Activities Performed by Gram Panchayat	Activities Performed by Line Department	Indicators to measure the progress of implementation
1	2	3	4	5	6
			Supply & Sanitation and integrated with GPDP.	Mission provide technical support to Panchayats in planning and implementation of WASH services in rural areas	Supply (PWS) <ul style="list-style-type: none"> Percentage of IHHL to total HH in the GP Percentage of Community Toilets to total HH not having space to construct toilet Percentage of HH to total number of HH where 100% Door to Door waste Collection is made
2	Swachh Bharath Mission (G) Phase II - (SDG 3, 6)	SBM funds released to Panchayats as per approved VAP	<u>Panchayats implement the scheme</u> Panchayats promote regular use, maintenance and up-gradation of IHHL & Community toilets	<u>Line dept provide technical assistance to GPs</u> The State Water Supply and Sanitation Mission and VWSC provide c technical assistance	<ul style="list-style-type: none"> Percentage of IHHL to total HH in the GP Percentage of Community Toilets to total HH not having space to construct toilet



S.no	Thematic Area/ Name of Scheme and Connected SDG	Whether Funds released to GP	Activities Performed by Gram Panchayat	Activities Performed by Line Department	Indicators to measure the progress of implementation
1	2	3	4	5	6
			and creates awareness on maintaining ODF status	to the GP for the implementation of Swachh Bharat	<ul style="list-style-type: none"> Percentage of HH to total number of HH where 100% Door to Door waste Collection is made
3	Jal Jeevan Mission (SDG5 &6)	SBM funds released to Panchayats as per approved VAP	<u>Panchayats implement the scheme</u> Panchayat's setup Water and Sanitation Committee, Organizing Gram Sabhas for approval of Village Action Plan and, implement, manage, operate and maintain water supply services.	<u>Line dept provide technical assistance to GPs</u> The State Water Supply and Sanitation Mission and VWSC provide strategic technical assistance to the GP for the implementation of JJM	<ul style="list-style-type: none"> Percentage of Population getting safe and adequate drinking water within premises through Pipe Water Supply (PWS)
Health					
1	XV Finance Commission- Health Grants through Local Bodies (SDG 3)	No Funds released to GPs	<u>Panchayat with along with Health dept Prepares Village Health Plan</u> and supervise the Health care provided by HSC / PHC	<u>Health dept implement the scheme</u> At State level a committee headed by Chief Secretary,	<ul style="list-style-type: none"> Number of CHCs / PHCs converted as Health and Wellness Centers Number of CHCs/ PHCs/ HWC where



S.no	Thematic Area/ Name of Scheme and Connected SDG	Whether Funds released to GP	Activities Performed by Gram Panchayat	Activities Performed by Line Department	Indicators to measure the progress of implementation
1	2	3	4	5	6
				officials of Health /PR/ Urban Affairs and select ERs of RLBS & ULBs monitor the utilisation of health grants	required diagnostic equipment procured
2	Ayushman Bharat (AB) – (SDG 3)	No Funds released to GPs	<u>Panchayats prepare plan to upgrade all the Health Sub-Centres and Primary Health Centres to HWC as per guidelines of XV FC Health grants</u>	<u>Health dept implement the scheme</u> Health dept will take action to upgrade all the Sub-Centers and Primary Health Centers as AB-HWCs (Health & Wellness Centers) to provide Comprehensive Primary Health Care in many diseases	<ul style="list-style-type: none"> Number of CHCs / PHCs converted as Health and Wellness Centers
3	Janani Suraksha Yojana (JSY) (SDG 3)	No Funds released to GPs	<u>Panchayat facilitate implementation of scheme</u> Panchayats aim to reduce maternal and neonatal mortality by promoting institutional delivery by creating awareness.	<u>Health dept implement the scheme</u> JSY has identified ASHA as a link between the government and pregnant women to promote institutional delivery.	<ul style="list-style-type: none"> Percentage of institutional deliveries in the GP area
4	Janani Shishu Suraksha Karyakram (JSSK) (SDG 3)	No Funds released to GPs	<u>Panchayat facilitate implementation of scheme</u>	<u>Health dept implement the scheme</u>	<ul style="list-style-type: none"> Percentage of institutional deliveries in the GP area



S.no	Thematic Area/ Name of Scheme and Connected SDG	Whether Funds released to GP	Activities Performed by Gram Panchayat	Activities Performed by Line Department	Indicators to measure the progress of implementation
1	2	3	4	5	6
			Panchayat with the assistance of ASHA identify the beneficiaries and facilitate access to health care	JSSK aims to eliminate out of pocket expenses for pregnant women delivering in public health institutions,	
5	Immunization (SDG 3)	No Funds released to GPs	<u>Panchayat facilitate implementation of scheme</u> Panchayats carry out special immunization drives to improve immunization coverage	<u>Health dept implement Universal Immunization Programme (UIP) for reduction of vaccine-preventable under-5 mortality rate.</u>	<ul style="list-style-type: none"> Percentage of children immunized in the GP area
6	Home Based Care of Newborn and Young Children HBNC/HBYC) (SDG 3)	No Funds released to GPs	<u>Panchayat facilitate implementation of scheme</u> Panchayat with the assistance of ASHA identify the beneficiaries and facilitate access to health care	<u>Health dept implement the scheme</u> Under this programme, home visits are undertaken by ASHAs to assess the health status of the child and provide counselling to the family on healthy child care practice	<ul style="list-style-type: none"> Percentage of Newborn & Young Children provided Home Based Care in the GP area
7	Rashtriya Bal Swasthya Karyakram (RBSK) (SDG 3)	No Funds released to GPs	<u>The Panchayat facilitate RBSK teams visit schools once in a year and Anganwadi centres twice in a year for screening of children.</u>	<u>Health dept implement the scheme</u> Under RBSK, comprehensive healthcare for children is provided to ensure that the	<ul style="list-style-type: none"> Percentage of children screened under RBSK in schools & AWS



S.no	Thematic Area/ Name of Scheme and Connected SDG	Whether Funds released to GP	Activities Performed by Gram Panchayat	Activities Performed by Line Department	Indicators to measure the progress of implementation
1	2	3	4	5	6
				children thrive and grow to their fullest potential through early detection of birth defects, diseases, deficiencies, development delays including disability (4Ds).	
8	National AYUSH Mission (NAM) (SDG 3)	No Funds released to GPs	<u>Panchayat facilitate implementation of scheme</u> Panchayats along with VHSNC provide the last mile connect of health care services her	<u>Health dept implement the scheme</u> Ministry of AYUSH promote AYUSH medical systems through cost effective services ..	<ul style="list-style-type: none"> • Number of AYUSH units co-located out of total existing PHCs, CHCs and DHs in the GP Area • Number of patients attended to in govt. AYUSH facilities
9	Menstrual Hygiene Management (MHM) & Menstrual Waste Management (MWM) (SDG 3, 4,5,6,8,12):	No Funds released to GPs	<u>Panchayats creates awareness on MHM and implement MWM</u> he Panchayats identify the issues relating MHM and MWM and incorporate them in the development plans	<u>The frontline workers of Health dept support Panchayats</u> The ASHA, the Anganwadi Worker (AWW), and the members of women's self help groups (SHGs) and VWSC make a substantial difference to menstrual hygiene practices by creating awareness.	<ul style="list-style-type: none"> • Number of incinerators installed in prominent places in GP • Number sanitary pads distributed in schools and AWC etc



S.no	Thematic Area/ Name of Scheme and Connected SDG	Whether Funds released to GP	Activities Performed by Gram Panchayat	Activities Performed by Line Department	Indicators to measure the progress of implementation
1	2	3	4	5	6
10	Combating COVID-19 in rural area (SDG 3):	No Funds released to GPs	<u>Panchayats implements COVID protocols at local level</u> Panchayats can set up isolation centers, intensive sanitization, , enforcement of social distancing, organization of medical camps, tracking and isolating new entrants to the villages, , mass production of masks through SHGs etc	<u>Line depts. Support Panchayats in implements COVID protocols at local level</u> The frontline Health workers such as ANM, ASHA, Anganwadi worker with the help of ERs, volunteers of Nehru Yuva Kendra, NSS, Swachhagrahis and SHGs & VWSC etc can work to control the spread of COVID 19 pandemic	<ul style="list-style-type: none"> Is the VWSC & VHNC & functional & creating awareness on COVID protocols (yes/no)
Poverty Alleviation					
1	Pradhan Mantri Suraksha Bima Yojana (PMSBY) (SDG 1)	No Funds released to GPs	<u>Panchayats creates Awareness</u> Panchayats Facilitate the interested people to apply for Insurance	<u>The Lead Banks implement the scheme</u> Bank Savings Bank Account holders between 18 -50 years who give their consent, will be enrolled into the scheme. Total coverage is Rs. 2 Lakh	<ul style="list-style-type: none"> Percentage of Households covered by a Health Scheme
	Pradhan Mantri Jeevan Jyoti Bima Yojana (PMJJBY) (SDG 1)	No Funds released to GPs	<u>Panchayats creates Awareness</u>	<u>The Lead Banks implement the scheme</u>	<ul style="list-style-type: none"> Percentage of Households covered by a Health Scheme



S.no	Thematic Area/ Name of Scheme and Connected SDG	Whether Funds released to GP	Activities Performed by Gram Panchayat	Activities Performed by Line Department	Indicators to measure the progress of implementation
1	2	3	4	5	6
			Panchayats assist the interested people to apply for Insurance	Bank Savings Bank Account holders between 18-50 years join the scheme. The premium will be directly auto-debited by the bank. Sum assured is Ra 2.00lakh	
2	Pradhan Mantri Jan Dhan Yojana (PMJDY) – (SDG 1)	No Funds released to GPs	<u>Panchayats creates Awareness</u> Panchayat facilitates in opening of Bank Accounts h	<u>The Commercial Banks implement the scheme</u> The Schedule banks ensure the access to banking - savings & deposits , remittance, credit, debit cards, insurance and pension in affordable manner.	<ul style="list-style-type: none"> Number of accounts (including deposit and credit accounts) of scheduled commercial banks as percentage of total population
3	Poverty Alleviation – Wage Employment Programs (SDG 1)	Funds are released to Panchayats	<u>Panchayats implement the scheme</u> Panchayats are responsible for Registering households, issuing Job Cards, awareness generation, and preparation of labour budget monitoring, maintaining accounts etc	<u>The Program officer support Panchayats in scheme implementation</u> The Programme Officer and implementing agencies ensure that workers in need of employment are provided work within 15 days of the receipt of the application and arrange for payment of wages.	<ul style="list-style-type: none"> Persons provided employment as a percentage of persons who demanded employment under MGNREGS



S.no	Thematic Area/ Name of Scheme and Connected SDG	Whether Funds released to GP	Activities Performed by Gram Panchayat	Activities Performed by Line Department	Indicators to measure the progress of implementation
1	2	3	4	5	6
4	National Rural Livelihood Mission (NRLM) (SDG 1, 5, 8))	No Funds released to GPs	<u>Panchayat support SLRM in implementation of Mission activities</u> Panchayats Mobilize poor households into women SHGs, The Poverty Reduction Plan of VOs/CLFs is integrated into n GPDP	<u>SLRM implement Mission activities</u> The State NRLM promote PRI-CBO Convergence by networking the organizations of the poor	<ul style="list-style-type: none"> Percentage of poor women in SHGs Percentage of SHGs accessed bank Loans
5	NSAP- Social Security needs of for Old Aged & Widows (SDG 1, 2, 5)	No Funds released to GPs	<u>Panchayat selects the beneficiaries in the Gram Sabha, for access to entitlements</u>	NSAP a social welfare programme, comprises of (a) Indira Gandhi National Old Age Pension (b) Indira Gandhi National Widow Pension : (c) Indira Gandhi National Disability Pension (d) National Family Benefit and e) Annapurna Scheme. The concerned implementing agency sanction and arrange for timely payment of pensions.	<ul style="list-style-type: none"> Percentage of eligible covered under Social Security Pension Scheme
6	Needs of Persons with Special ability (SDG 1, 2, 3,4, 5)	No Funds released to GPs	<u>Panchayat selects the beneficiaries in the Gram Sabha, for access to entitlements</u>	<u>The line department facilitates the Divyang to realize all human rights on equal terms with others in society, without discrimination of any kind.</u>	<ul style="list-style-type: none"> Percentage of eligible covered under Social Security Pension Scheme



S.no	Thematic Area/ Name of Scheme and Connected SDG	Whether Funds released to GP	Activities Performed by Gram Panchayat	Activities Performed by Line Department	Indicators to measure the progress of implementation
1	2	3	4	5	6
			Panchayat selects the beneficiaries in the Gram Sabha, for access to entitlements.		
7	SVAMITVA - (SDG 1 SDG 8):	No Funds released to GPs	<u>Panchayats assist in drone survey and creates awareness how to monetize property cards</u>	The MoPR, the Survey of India, State Revenue department. State PR department., NIC and line depts.. actively involve in achieving scheme objectives	<ul style="list-style-type: none"> Percentage of eligible persons provided with property cards under SVAMITVA
Skill Development					
1	DDU-Grameen Kaushalya Yojana (DDU-GKY) (SDG5, 8)	No Funds released to GPs	<u>Panchayats Generate awareness, support in all stages of implementation DDU- GKY</u> , conduct counseling sessions Identify and support eligible rural youth for skill training	Project Implementing Agencies ground the activities <u>through skilling and placement</u> . State Missions provides implementation support to the nodal department, and	<ul style="list-style-type: none"> Percentage of eligible persons provided skill training under DDDUGKY Scheme Percentage of Trained / skilled persons got placement in the GP area
2	Rural Self Employment Institutes (RSETIs) (SDG 8)	No Funds released to GPs	<u>Panchayats Generate awareness, support in all stages of implementation of</u>	<u>The Lead Banks open RSETI to provide training to unemployed rural youth and</u>	<ul style="list-style-type: none"> Percentage of eligible persons provided skill



S.no	Thematic Area/ Name of Scheme and Connected SDG	Whether Funds released to GP	Activities Performed by Gram Panchayat	Activities Performed by Line Department	Indicators to measure the progress of implementation
1	2	3	4	5	6
			<u>training programs of RSETIs</u> .Facilitate training of youth on entrepreneurship ventures.	support in self-employment/entrepreneurship ventures.	training under RESTI Scheme • Percentage of Trained / skilled persons supported on entrepreneurship ventures
3	SANKALP (SDG 8):	No funds are released to GP	<u>The Gram Panchayat integrate skill development planning (fresh skill training, up-skilling and re-skilling) in the GPDP.</u>	<u>MSDE implements skill training initiatives.</u> The National Skill Development Mission provides opportunities for ty short and long term skill development leading to productive employment	<ul style="list-style-type: none"> • Percentage of eligible persons provided skill training under the Scheme • Percentage of Trained / skilled persons got placement in the GP area
4	Pradhan Mantri Kaushal Vikas Yojana (PMKVY) (SDG 8)	No Funds are released to GP	<u>The Panchayat collect the youth details wanting to undergo skilling in the job roles in which they are interested..</u> .Based on this demand, training can be organized for them	<u>The line dept promote skill development</u> by providing short duration training and incentivizing through monetary rewards to youth for skill certification.. Districts will prepare plans for skill implementation..	<ul style="list-style-type: none"> • Percentage of eligible persons provided skill training under the Scheme • Percentage of Trained / skilled



S.no	Thematic Area/ Name of Scheme and Connected SDG	Whether Funds released to GP	Activities Performed by Gram Panchayat	Activities Performed by Line Department	Indicators to measure the progress of implementation
1	2	3	4	5	6
					persons got placement in the GP area
5	National Apprenticeship Promotion Scheme (NAPS) (SDG 8)	No Funds are released to GP	<u>Panchayat collect the details of candidates eligible for Apprentice training and facilitate their on-the-job training in the nearby establishments.</u>	<u>MSDE is the administrative ministry responsible for implementation of Apprentice Act. They arrange for apprentice training as per demand projected by Panchayats</u>	<ul style="list-style-type: none"> Percentage of eligible persons provided Apprentice training
6	Jan Shikshan Sansthan (SDG 8)	No Funds are released to GP	<u>The Panchayats identify non-literate, neo-literates, persons with rudimentary level of education upto 8th and school drop-outs upto 12th in the age group of 15-45 years to provide vocational skills. The priority groups are women, SC, ST, minorities and other backward sections of the society</u>	<u>Health dept implement the scheme.</u> JSSs are working at remote areas and empowering the adult population. JSS play a prominent role to minimize the migration of population from rural to urban area and provide vocational skills having local demand.	<ul style="list-style-type: none"> Percentage of eligible persons provided skill training under the Scheme Percentage of Trained / skilled persons got placement in the GP area
Rural Infrastructure					
1	Shyama Prasad Mukherji Rurban	No Funds are released to GP	<u>The Panchayats in rurban clusters prepares plans to</u>	<u>The Mission aims at development of a cluster of</u>	<ul style="list-style-type: none"> No. of DPR prepared under the scheme



S.no	Thematic Area/ Name of Scheme and Connected SDG	Whether Funds released to GP	Activities Performed by Gram Panchayat	Activities Performed by Line Department	Indicators to measure the progress of implementation
1	2	3	4	5	6
	Mission -(multiple SDGs)		improve quality of life/ & bridge the rural-urban divide, reduce migration from rural to urban areas and facilitate reverse migration and stimulate local economic development, enhance basic services,	<u>villages with focus on equity and inclusiveness</u> Rurban clusters are based on increase in population density, high levels of non-farm employment and other socio-economic parameters.	<ul style="list-style-type: none"> Percentage of works completed which were proposed in DPR
2	Pradhan Mantri Gram Sadak Yojana (PMGSY) (SDG 1, 8)	No Funds are released to GP	<u>Panchayat assist the Block and Dist Panchayat in indentifying the rural roads to be taken up under PMGSY.</u> District Panchayat will prepare Block and District level Comprehensive plan	<u>The Dist Panchayats ensure decentralized and evidence based planning, to promote connectivity</u> by way of an all weather road with culverts and cross drainage structures for use throughout the year	<ul style="list-style-type: none"> Percentage of eligible habitations to be connected with respect to the number of eligible habitations
3	Pradhan Mantri Awaas Yojana (SDG 1, 8)	No Funds are released to GP	<u>For providing housing the GPs conduct baseline survey using SECC data, facilitate the participatory identification of the eligible beneficiaries and in accessing materials required for construction and ensure convergence of schemes using resources over which they have command like MGNREGS,</u>	<u>The Housing dept is responsible to address the gaps in the rural housing for providing a pucca house to all , with basic amenities,</u>	<ul style="list-style-type: none"> Total no of homeless population Percentage of HHs living in Kutch houses Percentage of Households who



S.no	Thematic Area/ Name of Scheme and Connected SDG	Whether Funds released to GP	Activities Performed by Gram Panchayat	Activities Performed by Line Department	Indicators to measure the progress of implementation
1	2	3	4	5	6
					got benefit from Housing Scheme
Education					
.1	Samagra Shiksha (SDG 4, 5)	No Funds are released to GP	<u>Panchayats create an enabling environment for realizing the rights of children under the RTE Act</u> through mass mobilisation campaign to ensure inclusive and equitable quality education from pre-school to senior secondary stage	<u>The education implement the scheme.</u> It will ensure inclusive and equitable quality education from pre-school to senior secondary stage to improve quality of education. Samagra Shiksha subsumes the three erstwhile Schemes of Sarva Shiksha Abhiyan (SSA), Rashtriya Madhyamik Shiksha Abhiyan (RMSA) and Teacher Education (TE).	<ul style="list-style-type: none"> • Net Enrolment Ratio (NER) at Elementary Level • Annual Drop-out Rate at Elementary Level • Transition Rate from primary to upper primary level • . Increase in the percentage of children achieving subject-wise and grade-wise learning outcomes
2	National Program for Education of Girls at Elementary Education (NPEGEL) (SDG 4)	No Funds are released to GP	<u>Panchayats reach all girls, not enrolled in school and break gender stereotypes and to make sure girls get a good education</u> at the elementary level	<u>The education implement the scheme.</u> The dept focuses on breaking gender stereotypes and to make sure girls get a good education at the elementary level.	<ul style="list-style-type: none"> • Net Enrolment Ratio (NER) of girls at Elementary Level • Annual Drop-out Rate of girls at Elementary Level



S.no	Thematic Area/ Name of Scheme and Connected SDG	Whether Funds released to GP	Activities Performed by Gram Panchayat	Activities Performed by Line Department	Indicators to measure the progress of implementation
1	2	3	4	5	6
					<ul style="list-style-type: none"> • Transition Rate of girls from primary to upper primary level • Increase in the percentage of girl children achieving subject-wise and grade-wise learning outcomes •
3	Mid-day Meal Scheme (MMS) (SDG 2, 4)	Funds are released to Panchayats	Panchayats implement mid-day meals scheme for the children studying in primary class with an aim to eliminate classroom hunger ,improve nutrition level of children and to increase school attendance.	The education dept support Panchayats to implement MMS The program addresses the issue of inadequate and improper nutrition among children.	<ul style="list-style-type: none"> • No. of children availing Mid-Day Meal in the Schools located in GP area • Number of schools in GP area Preparing meal under Safe and secure condition and incidence-free provision of meal



S.no	Thematic Area/ Name of Scheme and Connected SDG	Whether Funds released to GP	Activities Performed by Gram Panchayat	Activities Performed by Line Department	Indicators to measure the progress of implementation
1	2	3	4	5	6
.4	National Means-cum-Merit Scholarship Scheme (NMMSS) (SDG 4)	No Funds are released to GP	<u>The Panchayats along with SMC identify meritorious students belonging to economically weaker sections who are eligible for award of scholarships</u>	<u>The education dept award scholarships to meritorious students of economically weaker sections</u>	<ul style="list-style-type: none"> • Number of students granted National Means-cum-Merit Scholarship Scheme in the GP area
.5	National Scheme of Incentive to Girls for Secondary Education (NSIGSE) (SDG 4,5)	No Funds are released to GP	<u>The Panchayats plan for various aspects relating to secondary education including school infrastructure, girls education, education of the differently abled, and ensure quality education for all.</u>	<u>The education dept scheme creates an enabling environment to reduce drop outs and to promote the enrolment of girl child belonging to SC/ST communities in secondary schools and ensure their retention.</u>	<ul style="list-style-type: none"> • Net Enrolment Ratio (NER) of girls at Secondary Level • Annual Drop-out Rate of girls at Secondary Level • Gross Enrolment Ratio(GER) of girls at Secondary Level • No. of girls Out of School children mainstreamed at Secondary Level • Transition Rate of girls (ClassVIII to IX)



S.no	Thematic Area/ Name of Scheme and Connected SDG	Whether Funds released to GP	Activities Performed by Gram Panchayat	Activities Performed by Line Department	Indicators to measure the progress of implementation
1	2	3	4	5	6
					<ul style="list-style-type: none"> .Increase in the % of girl children achieving subject-wise and grade-wise learning outcomes
Women & Child Development					
1	Strengthening the functioning of Anganwadi (SDG 3, 4)	No Funds are released to GP	<u>Gram Panchayat take initiatives for awareness building in the community on nutrition, identify malnourished children and ensure supplementary nutrition through existing schemes/ programmes.</u>	<u>AWC aim to improve the nutritional and health status of 0-6 years children and pregnant and lactating mother ICDS lay the foundation for proper psychological, physical and social development of the child and reduce the incidence of mortality, morbidity, malnutrition and school dropout.</u>	Number of Beneficiaries under Integrated Child Development Scheme <ul style="list-style-type: none"> • 0-3 years, • 3-6 years, • Adolescent girls and pregnant / lactating women
.2	POSHAN Abhiyan (SDG 2, 3)	No Funds are released to GP	<u>The GP with the participation of SHGs prepare and implement a convergent field level action plan on nutrition</u>	<u>The health dept develop interventions which contribute to improvements in birth weight and reduction in both IMR &MMR, health care, water, sanitation, hygiene etc for improved nutrition.</u>	<ul style="list-style-type: none"> • Percentage of children 6-36 months screened for acute malnutrition in the GP • Percentage of children aged under 5 years who are underweight • Percentage of children under age 5 years who are wasted



S.no	Thematic Area/ Name of Scheme and Connected SDG	Whether Funds released to GP	Activities Performed by Gram Panchayat	Activities Performed by Line Department	Indicators to measure the progress of implementation
1	2	3	4	5	6
					<ul style="list-style-type: none"> Percentage of women(15-49 years) whose Body Mass Index (BMI) is below normal Percentage of pregnant women age 15-49 years who are anemic (<11.0g/ dl). Percentage of Children age 6-59 months who are anemic (<11.0g/dl Percentage of older people who are anemic Percentage of Adolescent Girls who are anemic
Agriculture and Allied Services					
1.	Pradhan Mantri Kisan Samman Nidhi Yojana (PM-KISAN) (SDG 2) :	No Funds are released to GP	<u>The Panchayats identifies beneficiaries</u> The financial benefits are released to the beneficiaries on the basis of the data prepared by Panchayats.	<u>The scheme is implemented by Agr.dept to augment the income of the farmers</u> by providing support to all landholding farmers', to enable them to take care of expenses related to agriculture and allied activities as well as domestic needs	<ul style="list-style-type: none"> Percentage of Eligible beneficiaries provided with timely financial benefit of Rs. 2000 for every 4 months i.e. Rs. 6000 per annum into their bank accounts (%)



S.no	Thematic Area/ Name of Scheme and Connected SDG	Whether Funds released to GP	Activities Performed by Gram Panchayat	Activities Performed by Line Department	Indicators to measure the progress of implementation
1	2	3	4	5	6
2.	Pradhan Mantri Kisan Maan-Dhan Yojana (PM-KMY) (SDG 2)	No Funds are released to GP	<u>The Panchayats need to raise awareness about the scheme among farmers and facilitate enrollment of farmers for to access scheme benefits</u>	<u>It is a voluntary and contribution based pension scheme. Pension will be paid to the farmers from a Pension Fund managed by the Life Insurance Corporation of India</u>	<ul style="list-style-type: none"> Percentage of Eligible beneficiaries / farmers enrolled in the scheme in the GP area Number of farmers getting pension under the scheme in the GP area
3.	Pradhan Mantri Annadata Aay Sanrakshan Abhiyan (PM-AASHA (SDG 2))	No Funds are released to GP	<u>The Panchayats raise awareness about the scheme among farmers and facilitate access to the benefits envisaged in the program</u>	<u>This program is implemented by Agr. dept for procurement of pulses, oilseeds and copra at MSP,.It is an umbrella scheme comprising of Price Support Scheme , Price Deficiency Payment Scheme and Private Procurement & Stockiest Scheme .</u>	<ul style="list-style-type: none"> Average price difference between MSP/ procurement price and market prices for each item covered under PM-AASHA Number Registered farmers who received payment under PDPS Percentage of total APMC procurement in the GP Area through PPSS Percentage of oil seeds / pulses Procurement in



S.no	Thematic Area/ Name of Scheme and Connected SDG	Whether Funds released to GP	Activities Performed by Gram Panchayat	Activities Performed by Line Department	Indicators to measure the progress of implementation
1	2	3	4	5	6
					the village to the total production in a financial year
4.	Pradhan Mantri Fasal Bima Yojana (PMFBY) (SDG 2)	No Funds are released to GP	<u>Panchayats create awareness an affordable crop insurance to ensure comprehensive risk cover for crops of farmers against all non-preventable natural risks from pre-sowing to post-harvest stage</u>	<u>The dept facilitates compensation to farmers suffering crop loss/damage arising out of unforeseen events, stabilize the income of farmers to ensure their continuance in farming</u>	<ul style="list-style-type: none"> • Percentage of Eligible beneficiaries / farmers enrolled in the scheme in the GP area • Average turn-around-time in days for payment of claims from date of harvest
5.	Pradhan Mantri Krishi Sinchayee Yojana (PMKSY) (SDG 2, 6,12)	No Funds are released to GP	<u>Panchayats explore possibility of investments in irrigation to expand cultivable area, improve on-farm water use efficiency to reduce wastage of water .</u>	<u>Agriculture dept implement the scheme with the motto of ‘Har Khet Ko Paani. The scheme focuses on creating sources for assured irrigation creating protective irrigation by harnessing rain water at micro level through ‘Jal Sanchay’ and ‘Jal Sinchan</u>	<ul style="list-style-type: none"> • No. of water harvesting structures created / renovated under PMKSY • Percentage of Irrigation Potential Utilized through infrastructure created through PMKSY • Increase in crop yield attributable to increased irrigation from PMKSY • Increase in groundwater levels



S.no	Thematic Area/ Name of Scheme and Connected SDG	Whether Funds released to GP	Activities Performed by Gram Panchayat	Activities Performed by Line Department	Indicators to measure the progress of implementation
1	2	3	4	5	6
					attributable to PMKSY
6.	National Food Security Mission (NFSM) (SDG 2,12)	No Funds are released to GP	<u>The GramSabaha identifies Local Intervention and assist the Agr.dept for implementation of NFSM</u>	<u>The scheme is implemented by the department to achieve area expansion and productivity enhancement; restoring soil fertility, creating employment opportunities and enhancing farm level economy</u>	<ul style="list-style-type: none"> Total food grains i.e Rice / wheat / Pulses etc production (MT) in the GP Area Total Quantity of Rice / wheat / Pulses etc procured from the GP Area
7.	Mission for Integrated Development of Horticulture (MIDH) (SDG 2,8,12)	No Funds are released to GP	<u>Panchayats are responsible for identification of crops/species for horticulture & arrange training, extension through GPDP</u>	<u>The dept aims at holistic growth of the horticulture sector covering fruits, vegetables, root & tuber crops, mushrooms, spices, flowers, aromatic plants, coconut, cashew, cocoa and bamboo by ensuring forward and backward linkage through a cluster approach.</u>	<ul style="list-style-type: none"> Additional area brought under horticulture' (Lakh Ha) in the GP Area Total Production of horticulture produce (MT) in the GP Area Quantity of Agri-Horticultural Commodities procured (Commodity Wise) from the GP area



S.no	Thematic Area/ Name of Scheme and Connected SDG	Whether Funds released to GP	Activities Performed by Gram Panchayat	Activities Performed by Line Department	Indicators to measure the progress of implementation
1	2	3	4	5	6
8	Rashtriya Krishi Vikas Yojana (SDG 2,8)	No Funds are released to GP	<u>Sarpanch will head Agriculture Planning Units at /Village level . GP plan and implement required activities / intervention under RKVY</u>	<u>The Agriculture dept facilitates in the process of planning and executing agriculture and allied sector schemes to maximize returns to the farmers and ensure holistic development of agriculture and allied sectors.</u>	<ul style="list-style-type: none"> • Number of persons in agriculture and allied sectors linked to Farmer Producers' Organisation • Agriculture productivity of wheat and rice, (in kg per hectare), • Total Cultivable Area (in hectares) • Percentage increase in agricultural credit to farmers
9	Paramparagat Krishi Vikas Yojana (PKVY) (SDG 2,12)	No Funds are released to GP	<u>Panchayat encourage Groups of farmers to take up organic farming and ensures that the system adopted is compatible to the area and crop and assures optimum yield .</u>	<u>.Under PKVY Agr.dept promote organic farming through adoption of appropriate package of practice(s) best suited to their situations.</u>	<ul style="list-style-type: none"> • Additional area brought under organic certification(Lakh Ha) in the GP Area • Quantity of certified organic produce (MT) in the GP Area



S.no	Thematic Area/ Name of Scheme and Connected SDG	Whether Funds released to GP	Activities Performed by Gram Panchayat	Activities Performed by Line Department	Indicators to measure the progress of implementation
1	2	3	4	5	6
10	National Agriculture Market (e-NAM) (SDG 2,8,12)	No Funds are released to GP	<u>Panchayat facilitate farmers reach to larger number of markets to sell their produce to buyers of their choice at their convenience.</u>	<u>The dept creates a National web based unified agri marketing portal for inter market & inter-state trading of agri produce.</u> This ensure transparency & competition to fetch better prices for their produce & ensure cashless payments directly to their bank accounts.	<ul style="list-style-type: none"> • Percentage of agriculture mandis enrolled in e-market • Percentage of farmers accessing National Agriculture Market in the GP area
11	Development and Up-gradation of Rural Haats (SDG2,8)	No Funds are released to GP	<u>Panchayats are involved in facilitating Up-gradation of Rural Haats</u> The basic and supporting infrastructure is assisted through MGNREGS.	<u>The scheme is jointly implemented by MoRD, and other Government departments</u> though their schemes in coordination for creating required marketing infrastructure --	<ul style="list-style-type: none"> • Number of Rural Haats upgraded in the GP
12.	Animal Husbandry and Dairying & Fisheries(SDG 2,8,12)	No Funds are released to GP	<u>Panchayats Identify beneficiaries under various programmes</u> .Motivate people to maintain quality breeds and adopt modern techniques of maintaining livestock.	<u>The line dept extend the benefits to the beneficiaries identified with active involvement of community</u>	<ul style="list-style-type: none"> • Total quantity of milk production
13	Pradhan Pantri Kisan Samapda Yojana (PMKSY) (SDG 8,12)	No Funds are released to GP	<u>Panchayats support the dept in establishing food parks</u> The Panchayats are consulted before submitting the proposal	<u>Ministry of Food Processing Industries provide financial support</u> for creation of modern infrastructure for , food	<ul style="list-style-type: none"> • Total no. of farmers benefitted due to MegaFood Parks



S.no	Thematic Area/ Name of Scheme and Connected SDG	Whether Funds released to GP	Activities Performed by Gram Panchayat	Activities Performed by Line Department	Indicators to measure the progress of implementation
1	2	3	4	5	6
			for release of Central Assistance.	manufacturing units including value chain development, backward and forward linkages and food testing laboratories. etc	<ul style="list-style-type: none"> Total employment generated in the units set up in the food processing & preservation units' located in GP Area
Public Distribution					
.1	National Food Security Act (NFSA) (SDG 1, 2)	No Funds are released to GP	<u>The Panchayats are responsible for the proper implementation of the Act in their respective areas. They conduct periodic social audits on the functioning of Fair Price Shops (FPSs), Targeted Public Distribution System (TPDS) and other welfare schemes, and take necessary action, as prescribed by Government.</u>	<u>The Act is being implemented by Department of Food and Public Distribution, Ministry of Consumer Affairs, Food and Public Distribution in all the States/UTs, and 80.72 crore persons are being covered for receiving highly subsidized rates.</u>	<p>Percentage of Households having BPL rations cards.</p> <p>Percentage of households covered under PDS system</p>
Electricity / Clean Energy					
1	Pradhan Mantri Sahaj Bijli Har Ghar Yojana –“Saubhagya” (SDG 7):	No Funds are released to GP	<u>Panchayats have to ensure that the clean energy reaches all facilitate provision of electricity to all households It is a mandated responsibility of Panchayats to collect</u>	<u>The electricity dept ensure electrification of all willing households in the country The beneficiaries for free electricity connections would be identified using SECC data.</u>	<ul style="list-style-type: none"> Total no. of household who availed house hold electricity connection under the scheme



S.no	Thematic Area/ Name of Scheme and Connected SDG	Whether Funds released to GP	Activities Performed by Gram Panchayat	Activities Performed by Line Department	Indicators to measure the progress of implementation
1	2	3	4	5	6
			application form, complete documentation for power connections		
2	UJALA - Domestic Efficient Lighting programme (SDG 7,13)	No Funds are released to GP	Panchayats are responsible for <u>Awareness generation and facilitation in purchase of 20W LED tube lights and BEE 5-star rated energy efficient fans at subsidized rates</u>	<u>The scheme promote efficient lighting, which reduce electricity bills and help preserve environment.</u> The Electricity Distribution Company and Energy Efficiency Services Limited (EESL) is implementing the programme	<ul style="list-style-type: none"> Total no. of household who availed benefits under UJALA
3	Pradhan Mantri Ujjwala Yojana (PMUY) (SDG 7, 15)	No Funds are released to GP	<u>Panchayats are responsible for awareness generation Community mobilization, and selection of beneficiaries in Gram Sabaha , for overall coordination and supervision for effectively implementing the scheme.</u>	<u>The scheme aims to safeguard the health of women & children by providing them with a clean cooking fuel – LPG</u> The households.. Identification of the BPL families will be done through SECC data	<ul style="list-style-type: none"> Percentage of BPL HHs covered through deposit free LPG connections under the scheme.
Environment & Climate Change					
1	National Mission for Green India (SDG 13,15)	No Funds are released to GP	<u>The Gram Sabha, plan and implement the Mission activities at the village level.</u> This include taking up plantation in Panchayat lands,	<u>The forest dept will ensure increased forest/tree cover .maintaining biodiversity; and provide services like fuel, fodder, and timber and non-</u>	<ul style="list-style-type: none"> Number of deaths, missing persons and directly affected persons attributed to disasters



S.no	Thematic Area/ Name of Scheme and Connected SDG	Whether Funds released to GP	Activities Performed by Gram Panchayat	Activities Performed by Line Department	Indicators to measure the progress of implementation
1	2	3	4	5	6
			and promote social forestry The plans will be approved by the respective Gram Sabha. Gram Sabha will also carry out the social audit of the Mission activities at the village level	timber forest produces and increased forest based livelihood income to the poor households .	<ul style="list-style-type: none"> • Number of persons sensitized on DRR and CCA in the GP area • Whether the Panchayat has prepared a disaster risk reduction strategy or plan
RGSA Components- Ministry of Panchayati Raj					
1	Formulation of GPDP to deliver on SDGs (All SDGs)	No Funds released to GPs	GPDP can be an effective platform for inter- sectoral convergence of various schemes and funds for delivering on SDGs	The front line workers of line dept attend the Spl Gram Sabha meetings and explain about various schemes being implemented by the dept and financial allocation available under each scheme. This would bring closer coordination on key issues and related schemes.	<ul style="list-style-type: none"> • Total GP spending on essential services (education, health and social protection) as percentage of total plan expenditure • No. of ERs &Panchayat functionaries completed CB&T program on GPDP
2	Spatial Planning for strengthening local planning (SDG 10,11)	No Funds released to GPs	Panchayats need to prepare spatial plans using “GramManchitra” application. The spatial planning would make GPDP evidence based	The NIC provide technical support to PRIs in using GramManchitra” application. This would empower Panchayats to leverage GIS in planning	<ul style="list-style-type: none"> • No. of ERs &Panchayat functionaries completed CB&T program on Gram Manchita



S.no	Thematic Area/ Name of Scheme and Connected SDG	Whether Funds released to GP	Activities Performed by Gram Panchayat	Activities Performed by Line Department	Indicators to measure the progress of implementation
1	2	3	4	5	6
3	MoPR Vision 2024 (SDG 16)	No Funds released to GPs	GP to harness the digital technology to enhance end-to-end experience of public services GPs also need to utilize the potential of Ward members as sector enablers and agents of change in development of the village	The Common Service centers are to be co located in GP Bhavans to provide digital services to citizen. Line dept train the ward members in their respective subjects to actively participate in development activities.	<ul style="list-style-type: none"> • Whether Wi-Fi provision available in the GPs (Yes /No) • Whether Mobile available in the GPs (Yes /No) • Whether CSC collocated in the GPs (Yes /No)
4	Panchayat-Private Partnership for delivering services to the citizens more efficiently (SDGs 16)	No Funds released to GPs	The Panchayats need to enter into partnership with CSR agencies / professional bodies for delivering services to the citizens more efficiently	The NGOs/ CSR agencies may develop partnership in the field for adoption of new technology for improving quality of life of the people in a sustained and environment friendly manner	<ul style="list-style-type: none"> • Number of institutions such as NGOs/ CSR agencies with whom GP entered into partnership for delivering services to the citizens more efficiently
5.	PRI-SHG Convergence (SDG 5)	No Funds released to GPs	SHGs and their federations prepare Village Poverty Reduction Plan (VPRP). This VPRP exercise is an integral component of the convergence effort between the SHGs and PRIs. The VPRP need to be integrated into GPDP	The State Rural Livelihood Mission build the capacity of SHGs and its federations and facilitate PRI-SHG convergence	<ul style="list-style-type: none"> • Whether VPRP prepared by SHGs integrated into GPDP (yes/ no)



S.no	Thematic Area/ Name of Scheme and Connected SDG	Whether Funds released to GP	Activities Performed by Gram Panchayat	Activities Performed by Line Department	Indicators to measure the progress of implementation
1	2	3	4	5	6
5	Transformation of Aspirational Districts f(All SDGs)-	No Funds released to GPs	Panchayats while preparing their annual plans need to prioritize the attainable outcomes for immediate improvement in socio economic parameters of Aspirational Districts.	The States and the concerned line dept act as the main drivers of this program and focus on the strength of each district. The Line dept will identify low-hanging fruits for immediate improvement,	<ul style="list-style-type: none"> Whether socio economic parameters of Aspirational Districts identified during planning exercise and integrated into GPDP
6	Strengthening Gram Sabha (All SDGs)	No Funds released to GPs	Gram Panchayats to strengthen and institutionalize the Gram Sabha for active participation of people in the decision making in local development process	The front line workers of line dept attend Gram Sabha meetings and explain about various schemes being implemented by the dept and facilitates in prioritizing the felt needs .The dept also provide technical support in scheme implementation	<ul style="list-style-type: none"> Whether ward Sabha members oriented on local governance What is the average percentage of attendance in Gram Sabha
7	Mobilization of Own Source Revenues (SDG 16)	No Funds released to GPs	There is a huge potential and scope for augmentation of Own Source Revenue (OSR) through effective implementation of taxation powers. The OSR provide long-term sustainability to public services. The Gram Panchayats need to fully exploit the OSR.	The training institutes develop the capacity of elected representatives and the panchayat officials on mobilization of OSR	<ul style="list-style-type: none"> Whether the ERs and GP officials are trained on OSR Whether GP is Fixing its annual Tax demand before March every year (Yes/No) The total demand ,collection & balance of OSR for the previous year



S.no	Thematic Area/ Name of Scheme and Connected SDG	Whether Funds released to GP	Activities Performed by Gram Panchayat	Activities Performed by Line Department	Indicators to measure the progress of implementation
1	2	3	4	5	6
8	Panchayat Citizens Charters for better delivery of citizen services (SDG16)	No Funds released to GPs	The Panchayats need to prepare and publish a Citizen's Charter describing its commitment towards providing high standard citizen services, including the mechanism for grievance redressal. The Citizen's Charter lays emphasis on the aspect of good governance in Panchayat	The line departments assist the Panchayats in identifying the services for including in citizen charter . Successful implementation of citizen charter improves service delivery, brings responsiveness on the part of Panchayat functionaries and enhances citizen satisfaction	<ul style="list-style-type: none"> Whether GP citizen charter duly approved by Gram Sabha has been uploaded on the portal yes/no)
9	e-Grams Swaraj for transparency ,Accountability (SDG 8,16)	No Funds released to GPs	Appropriate selection of indicators by the Gram Panchayats of SDGs by leveraging ICT / e-GramSWARAJ can assist the process to maintain a focus on the important works and take strategic decisions to address problem areas in achieving SDG targets	The NIC and State & Dist project management units will provide technical support to PRIs for on boarding and use of eGramSWARAJ and monitoring the progress through SDG indicators	<ul style="list-style-type: none"> Whether GP has come on-board e GramSWARAJ (Yes/No) Whether GP is using all the modules of GramSWARAJ (Yes/No)
10	Saansad Adarsh Gram Yojana (Multiple SDGs)	No Funds released to GPs	Every Gram Panchayats identified under SAGY prepares an integrated Village Development Plan (VDP) to achieve holistic progress of the	An Adarsh Gram would be evolved out of people's shared vision, with convergence of the GP , civil society and the government machinery using	<ul style="list-style-type: none"> No. of ERs &Panchayat functionaries completed CB&T program on VDP



S.no	Thematic Area/ Name of Scheme and Connected SDG	Whether Funds released to GP	Activities Performed by Gram Panchayat	Activities Performed by Line Department	Indicators to measure the progress of implementation
1	2	3	4	5	6
			village. Formulation of SAGY is guided by convergence of resources available from a range of existing Central and State Schemes and building partnerships with NGOs/ other organizations.	their capacities and available resources to the best extent possible	



Annexure 5: Mapping of Targets with Schemes - Theme 1: Poverty Free and Enhanced Livelihoods Panchayat

GP level Targets mapped to Schemes of GoI, State Government and GP's own program					
Modified GP level Targets	Centrally Sponsored /Central Sector Schemes (CSS)	Ministry/ Departments	State sponsored schemes	Departments	GP level projects/program mes (GPDP)
1.2 Improve the living standards of BPL households	<ol style="list-style-type: none"> 1. Mahatma Gandhi National Rural Employment Guarantee Act (MGNREGA) 2. Deen Dayal Antyodaya Yojana (DAY) - National Rural Livelihood Mission (NRLM) 3. Pradhan Mantri Awaas Yojana–Gramin 4. National Social Assistance Programme (NSAP) 5. Market Intervention Scheme and Price Support Scheme (MIS-PSS) 6. Deen Dayal Antyodaya Yojana (DAY)- National Urban Livelihood Mission (NULM) 7. Pradhan Mantri Awaas Yojana–Urban 8. Development of Skills (Umbrella Scheme) 9. Prime Minister Employment Generation Programme (PMEGP) 10. Pradhan Mantri Rojgar Protsahan Yojana 11. Employment Promotion Scheme 12. Umbrella Programme for Development of Scheduled Castes and Other Vulnerable Groups 				



GP level Targets mapped to Schemes of GoI, State Government and GP's own program					
Modified GP level Targets	Centrally Sponsored /Central Sector Schemes (CSS)	Ministry/ Departments	State sponsored schemes	Departments	GP level projects/program mes (GPDP)
	13. Special Central Assistance to Tribal Sub-Scheme (SCA to TSS) 14. Assistance to Disabled Persons for purchase of Fitting Devices (ADIP) 15. Umbrella Programme for Development of Minorities 16. Umbrella Programme for Development of Scheduled Tribes, 17. Pradhan Mantri Jan Dhan Yojana 18. Pradhan Mantri Jeevan Jyoti Bima Yojana 19. Pradhan Mantri Suraksha Bima Yojana (PMSBY) 20. Atal Pension Yojana (APY) 21. Pradhan Mantri Vaya Vandana Yojana (PMVVY)				
1.3.2 To improve the activities of ICDS programme. 1.3.3 Reduce poverty by providing wage employment under MGNREGS 1.3.3 Facilitate skill training to unemployed youth and	1. Mahatma Gandhi National Rural Employment Guarantee Act (MGNREGA) 2. Deen Dayal Antyodaya Yojana (DAY) - National Rural Livelihood Mission (NRLM) 3. National Social Assistance Programme (NSAP) 4. Pradhan Mantri Awaas Yojana-Gramin 5. Deen Dayal Antyodaya Yojana (DAY) - National Urban Livelihood Mission (NULM) 6. Assistance to Disabled Persons for purchase of Fitting Devices (ADIP) 7. Integrated Programme for Senior Citizens				



GP level Targets mapped to Schemes of GoI, State Government and GP's own program					
Modified GP level Targets	Centrally Sponsored /Central Sector Schemes (CSS)	Ministry/ Departments	State sponsored schemes	Departments	GP level projects/program mes (GPDP)
unskilled / semi skilledlabour	8.National Health Mission 9. Ayushman Bharat (National Health Protection Mission) 10. Umbrella Integrated Child Development Services (ICDS) Scheme 11. Creation of National Platform of Unorganized Workers and allotment of an Aadhaar seeded identification numbers 12. Bima Yojana for Unorganized Workers 13. Labour Welfare Scheme 14.Pradhan Mantri Jan Dhan Yojana 15.Pradhan Mantri Jeevan Jyoti Bima Yojana 16. Pradhan Mantri Suraksha Bima Yojana (PMSBY) 17.Atal Pension Yojana (APY) 18. Pradhan Mantri Vaya Vandana Yojana (PMVVY) 19. Special schemes for welfare of minorities 20. Van bandhu Kalyan Yojana 21. Relief and Rehabilitation for Migrants and Repatriates 22. Freedom Fighters (pension and other benefits)				



GP level Targets mapped to Schemes of GoI, State Government and GP's own program					
Modified GP level Targets	Centrally Sponsored /Central Sector Schemes (CSS)	Ministry/ Departments	State sponsored schemes	Departments	GP level projects/program mes (GPDP)
1.4.1 Ensure access to basic services (Housing, Water and Sanitation), 1.4.5 To facilitate banking services to all people	<ol style="list-style-type: none"> 1. Deen Dayal Antyodaya Yojana (DAY) – National Rural Livelihood Mission (NRLM) & National Urban Livelihood Mission (NULM) 2. Pradhan Mantri Awaas Yojana (Rural) 3. Shyama Prasad Mukherjee RURBAN Mission 4. Pradhan Mantri Gram Sadak Yojana (PMGSY) 5. National Social Assistance Programme (NSAP) 6. Nation Rural Drinking Water Programme 7. Swachh Bharat Mission (Rural) 8. AMRUT (Atal Mission for Rejuvenation and Urban Transformation) 9. Swachh Bharat Mission (Urban) 10. Pradhan Mantri Awaas Yojana (Urban) 11. Pradhan Mantri Jan Dhan Yojana 12. Pradhan Mantri MUDRA Yojana 13. Credit Guarantee Fund for providing guarantee to loans extended under Pradhan Mantri Mudra Yojana 14. Pradhan Mantri Jeevan Jyoti Bima Yojana 15. Pradhan Mantri Suraksha Bima Yojana (PMSBY) 16. Atal Pension Yojana (APY) 				



GP level Targets mapped to Schemes of GoI, State Government and GP's own program					
Modified GP level Targets	Centrally Sponsored /Central Sector Schemes (CSS)	Ministry/ Departments	State sponsored schemes	Departments	GP level projects/program mes (GPDP)
	17. Pradhan Mantri Vaya Vandana Yojana (PMVVY) 18. Umbrella Programme for Development of Scheduled Castes, OBCs and Other Vulnerable Groups 19. Umbrella Programme for Development of Minorities including Development of Minorities – Multi Sectoral Development Programme for Minorities (MSDP) 20. Umbrella Programme for Development of Scheduled Tribes 21. Equity Support to the National/ State Scheduled Tribes Finance and Development Corporations for financial support to tribal entrepreneurs 22. Relief and Rehabilitation for Migrants and Repatriates 23. Freedom Fighters (pension and other benefits) 24. Deen dayal Upadhyaya Gram Jyoti Yojana (DDUGJY) 25. Pradhan Mantri Sahaj Bijli Har Ghar Yojana –“Saubhagya” (Rural & Urban) 26. Rashtriya Gram Swaraj Abhiyan (RGSA) 27. LPG Connection to poor households – UJJWALA				



GP level Targets mapped to Schemes of GoI, State Government and GP's own program					
Modified GP level Targets	Centrally Sponsored /Central Sector Schemes (CSS)	Ministry/ Departments	State sponsored schemes	Departments	GP level projects/program mes (GPDP)
1.5.1 To facilitate to reduce the impact of DRR to poor in vulnerable conditions	<ol style="list-style-type: none"> 1. Infrastructure of Disaster Management 2. National Cyclone Risk Mitigation Project (NCRMP) 3. Other Disaster Management Schemes 4. River Basin Management 5. Flood Management & Border Area Programme 6. Development of Water Resources Information System 7. Atmosphere and Climate Research – Modelling, Observing Systems and Services (ACROSS) 8. Ocean Services, Technology, Observations, Resources, Modelling and Science (OSTORMS) 9. Seismology and Geosciences (SAGE) 10. Design & Development of Applications for EO, Communication, Disaster Management, etc. 				
1.a.2 To facilitate GP spending on essential services	<ol style="list-style-type: none"> 1. Sarva Shiksha Abhiyan, 2. National Programme of Mid Day Meal in Schools (MDM) 3. Rashtriya Madhyamik Shiksha Abhiyan, 4. Strengthening of Teacher Training Institutions 5. Pandit Madan Mohan Malaviya National Mission on Teachers and Teaching (PMMMNMTT) 6. National Scheme for Incentive to Girl Child for Secondary Education (NSIGSE) 7. Interest subsidy and contribution for 				



GP level Targets mapped to Schemes of GoI, State Government and GP's own program					
Modified GP level Targets	Centrally Sponsored /Central Sector Schemes (CSS)	Ministry/ Departments	State sponsored schemes	Departments	GP level projects/programmes (GPDP)
	Guarantee Funds 8. Scholarship for College & University Students				
1.b.1 To facilitate women empowerment through budget provision	1. Mahatma Gandhi National Rural Employment Guarantee Act (MGNREGA) 2. Deen Dayal Antyodaya Yojana (DAY) - National Rural Livelihood Mission (NRLM) 3. Pradhan Mantri Awaas Yojana - Gramin 4. National Social Assistance Programme (NSAP) 5. Umbrella Programme for Development of ST communities including pre- & post-matric scholarships for ST students & Van bandhu Kalyan Yojana 6. Umbrella Programme for Development of Minorities including pre- & post-matric scholarships for Minority students				
Add more modified targets	Add more schemes				



Annexure 6: Mapping of Targets with Schemes - Theme 2: Healthy Village

GP level Targets mapped to Schemes of GoI, State Government and GP's own program					
Modified GP Level Target	Centrally Sponsored /Central Sector Schemes (CSS)	Ministry/ Departments	State sponsored Schemes	Departments	GP level projects/programmes
3.1.1. Reduce the maternal mortality ratio	1. National Health Mission (NRHM RCH Flexible Pool including Health System Strengthening, Routine Immunisation programme, Pulse Polio Immunisation programme, National Iodine Deficiency Disorders Control Programme etc., National Urban Health Mission – Flexible Pool) 2. Human Resources for Health & Medical Education 3. National AYUSH Mission 4. Umbrella ICDS 5. Pradhan Mantri Matru Vandana Yojana (PMMVY)		Add state schemes		Add GP schemes
3.2. End preventable deaths of newborns and children under 5 years of age	1. National Health Mission (NRHM RCH Flexible Pool including Health System Strengthening, Routine Immunisation programme, Pulse Polio Immunisation programme, National Iodine Deficiency Disorders Control Programme etc., National Urban Health Mission – Flexible Pool) 2. Mission Indradhanush				



GP level Targets mapped to Schemes of GoI, State Government and GP's own program					
Modified GP Level Target	Centrally Sponsored /Central Sector Schemes (CSS)	Ministry/ Departments	State sponsored Schemes	Departments	GP level projects/programmes
	3. National AYUSH Mission 4. Umbrella ICDS				
3.4 Promote prevention, early diagnosis and treatment of communicable diseases	1. NHM - Flexible Pool for Communicable Diseases 2. National AIDS Control Programme 3. National AYUSH Mission 4. Swachh Bharat Mission (SBM) – Rural 5. National Rural Drinking Water programme 6. Swachh Bharat Mission (SBM) – Rural 7. Atal Mission for Rejuvenation and Urban Transformation (AMRUT) 8. Shyama Prasad Mukherjee RURBAN Mission 9. Pradhan Mantri Ujjwala Yojana 10. Pradhan Mantri Kisan SAMPADA Yojana 11. Special Central Assistance to Tribal Sub Scheme 12. Umbrella Programme for Development of Scheduled Tribes				



GP level Targets mapped to Schemes of GoI, State Government and GP's own program					
Modified GP Level Target	Centrally Sponsored /Central Sector Schemes (CSS)	Ministry/ Departments	State sponsored Schemes	Departments	GP level projects/programmes
3.8 . Ensure access to quality of health care services in collaboration with health department	<ol style="list-style-type: none"> 1. NHM- Flexible Pool for Non-Communicable Diseases, Injury and Trauma 2. NHM-Human Resources for Health & Medical Education 3. NHM-Strengthening of State Drug Regulatory System 4. National AYUSH Mission 5. Special Central Assistance to Tribal Sub Scheme 6. Umbrella Programme for Development of Scheduled Tribes 				
3.8 Strengthen the prevention and treatment of substance abuse, including narcotic drug abuse and harmful use of alcohol	<ol style="list-style-type: none"> 1. Scheme for Prevention of Alcoholism and Substance (Drugs) Abuse 2. National AYUSH Mission 3. Police Infrastructure (Narcotics Control Bureau, etc.) 				
6.Take steps to reduce deaths and injuries from road traffic accidents	<ol style="list-style-type: none"> 1. Road Safety Schemes (Publicity and awareness generation, NHARSS-National Highways Accident Relief Service Project, Institute of Driving Training and Research, etc.) 2. National Health Mission 3. National AYUSH Mission 				



GP level Targets mapped to Schemes of GoI, State Government and GP's own program					
Modified GP Level Target	Centrally Sponsored /Central Sector Schemes (CSS)	Ministry/ Departments	State sponsored Schemes	Departments	GP level projects/programmes
3.9.Ensure that all have access to sexual and reproductive health care services and family planning	National Health Mission (RCH Flexible Pool) 2. National AYUSH Mission 3. Umbrella ICDS				
3.8.Provide essential health care service to all in GP level	1. National Health Protection Scheme (Ayushman Bharat) 2. National Health Mission (RCH Flexible Pool) 3. National Health Mission (Flexible Pool for communicable diseases) 4. National Health Mission (Flexible Pool for non-communicable diseases) 5. National AIDS Control Programme 6. Medical treatment of CGHS pensioners (PORB) 7. NHM-Human Resources for Health & Medical Education 8. National AYUSH Mission 9. Umbrella ICDS 10. Umbrella Programme for Development of STs & Minorities 11. Umbrella Programme for Development of Minorities				



GP level Targets mapped to Schemes of GoI, State Government and GP's own program					
Modified GP Level Target	Centrally Sponsored /Central Sector Schemes (CSS)	Ministry/ Departments	State sponsored Schemes	Departments	GP level projects/programmes
	including Development of Minorities - Multi Sectoral Development Programme for Minorities (MSDP) 12. Jan Aushudhi Scheme				
3.9. Reduce the number of deaths and illnesses from hazardous chemicals and air, water and soil pollution and contamination	1. Environment Protection, Management and Sustainable Development (Pollution Abatement) 2. Decision Support conservation skills and System for Environmental Policy, Planning and Outcome Evaluation 3. Urban Transport including Metro Projects, UT Planning Scheme & Capacity Building 4. National River Conservation Programme 5. Research & Development and Implementation of National Water Mission 6. Development of Major and Minor Ports				
3.a. Take steps to reduce the use of tobacco /Alcohol among adults	1. National Health Mission 2. National Tobacco Control Programme 3. Setting up of a Network of Laboratories for Managing Epidemics and				



GP level Targets mapped to Schemes of GoI, State Government and GP's own program					
Modified GP Level Target	Centrally Sponsored /Central Sector Schemes (CSS)	Ministry/ Departments	State sponsored Schemes	Departments	GP level projects/programmes
	National Calamities 4. Development of Infrastructure for Promotion of Health Research 5. National AYUSH Mission and allied schemes related to pharmaceuticals 6. Innovation, Technology Development and Deployment 7. Biotechnology Research &Development 8. National Institutes of Pharmaceutical Education and Research (NIPERs)				
Add more	Add more schemes				



Annexure 7: Mapping of Targets with Schemes - Theme 3: Child friendly Panchayat

GP level Targets mapped to Schemes of GoI, State Government and GP's own program					
Modified GP level Targets	Centrally sponsored/ Central Sector schemes (CSS)	Ministry/ Departments	State sponsored schemes	Departments	GP level projects/ programmes (GPDP)
1.3.2 Facilitate skill training to unemployed youth and unskilled / semi skilled labour	<ol style="list-style-type: none"> 1. Mahatma Gandhi National Rural Employment Guarantee Act (MGNREGA) 2. Deen Dayal Antyodaya Yojana (DAY) -National Rural Livelihood Mission (NRLM) 3. National Social Assistance Programme (NSAP) 4. Pradhan Mantri Awaas Yojana-Gramin 5. Deen Dayal Antyodaya Yojana (DAY) -National Urban Livelihood Mission (NULM) 6. Assistance to Disabled Persons for purchase of Fitting Devices (ADIP) 7. Integrated Programme for Senior Citizens 8. National Health Mission 9. Ayushman Bharat (National Health Protection Mission) 10. Umbrella Integrated Child Development Services (ICDS) Scheme 11. Creation of National Platform of Unorganized Workers and allotment of an Aadhaar seeded identification numbers 12. Bima Yojana for Unorganized Workers 13. Labour Welfare Scheme 				



GP level Targets mapped to Schemes of GoI, State Government and GP's own program					
Modified GP level Targets	Centrally sponsored/ Central Sector schemes (CSS)	Ministry/ Departments	State sponsored schemes	Departments	GP level projects/ programmes (GPDP)
	14. Pradhan Mantri Jan Dhan Yojana 15. Pradhan Mantri Jeevan Jyoti Bima Yojana 16. Pradhan Mantri Suraksha Bima Yojana (PMSBY) 17. Atal Pension Yojana (APY) 18. Pradhan Mantri Vaya Vandana Yojana (PMVVY) 19. Special schemes for welfare of minorities 20. Vanbandhu Kalyan Yojana 21. Relief and Rehabilitation for Migrants and Repatriates 22. Freedom Fighters (pension and other benefits)				
2.1.1 Ensure quality nutritious food to all children aged under five years 2.1.2 Facilitate enrolment of eligible families under the PDS <ul style="list-style-type: none"> Ensuring people (poor & vulnerable) are receiving sufficient food at subsidized price all the year 	1. Food subsidy (procurement, transport, distribution, etc.) 2. Umbrella Integrated Child Development Services (Anganwadi Services, National Nutrition Mission, Scheme for Adolescent Girls, Child Protection Services and, National Creche Mission) 1. Pradhan Mantri Matru Vandana Yojana (PMMVY) 2. National Programme of Mid-Day Meal in Schools (MDM) 3. Mahatma Gandhi National Rural Employment Guarantee Act (MGNREGA)				



GP level Targets mapped to Schemes of GoI, State Government and GP's own program					
Modified GP level Targets	Centrally sponsored/ Central Sector schemes (CSS)	Ministry/ Departments	State sponsored schemes	Departments	GP level projects/ programmes (GPDP)
	4. Deen Dayal Antyodaya Yojana (DAY) – 5. National Rural Livelihood Mission (NRLM) 6. Pradhan Mantri Awaas Yojana - Gramin 7. National Social Assistance Programme (NSAP)				
4.1.1 Create environment for total enrolment and retention of children in school <ul style="list-style-type: none"> • Ensure quality of education through the PTAs/SMCs • Ensure that all girls and boys complete free, equitable and quality primary and secondary education • Facilitate access to scholarships / uniform /text books/ 	1. Sarva Shiksha Abhiyan, 2. National Programme of Mid Day Meal in Schools (MDM) 3. Rashtriya Madhyamik Shiksha Abhiyan 4. National Means-cum-Merit Scholarship Scheme(NMMSS) 5. Strengthening of Teacher Training Institutions 6. Pandit Madan Mohan Malaviya National Mission on Teachers and Teaching (PMMMNMTT) 7. National Scheme for Incentive to Girl Child for Secondary Education (NSIGSE) 8. Pre-matric scholarships for SC, OBC and vulnerable groups 9. Pre-matric scholarships for children of those engaged in unclean occupations and prone to health hazards 10. Pre-matric Scholarship to students with disabilities 11. Other scholarships & fellowships for				



GP level Targets mapped to Schemes of GoI, State Government and GP's own program					
Modified GP level Targets	Centrally sponsored/ Central Sector schemes (CSS)	Ministry/ Departments	State sponsored schemes	Departments	GP level projects/ programmes (GPDP)
mid-day meals / other entitlements for children	SC, OBC Students 12. Free coaching for SC students 13. Hostels for SC & OBC students 14. Pre-matric scholarships for ST students 15. Pre-matric scholarships for minority students 16. National Child Labour Project (including grants-in-aid to voluntary agencies & reimbursement of assistance to bonded labour)				
4.2.1 Ensure that all girls and boys have access to quality early childhood development, care and pre -primary education	mbrella ICDS (Agnawadi Services)				
4.3.2 ensure equal access for all women and men to affordable and quality technical, vocational and tertiary education	1. Rashtriya Uchhatar Shiksha Abhiyan 2. Scholarship for College and University Students 3. Interest Subsidy and Contribution for Guarantee Funds 4. Technical Education Quality Improvement Programme (EAP) 5. Post-matric scholarships for SC, OBC and other vulnerable community students 6. Post-matric scholarships for ST students 7. National Fellowship and Scholarship				



GP level Targets mapped to Schemes of GoI, State Government and GP's own program					
Modified GP level Targets	Centrally sponsored/ Central Sector schemes (CSS)	Ministry/ Departments	State sponsored schemes	Departments	GP level projects/ programmes (GPDP)
	for Higher Education of ST Students 8. Vocational Training Centres in Tribal Areas 9. Post-matric scholarships for minorities students 10. Merit-cum-means based scholarship for minorities students for professional and technical courses undergraduate and postgraduate 11. Free Coaching & Allied Scheme for Minorities 12. Support for minorities students clearing preliminary examinations conducted by UPSC, SSC, State PSCs, etc. 13. Interest subsidy on education loans for overseas studies for minorities students 14. Maulana Azad National Fellowship for minorities students 15. Multi-Sectoral Development Programme for Minorities (MsDP) 1. Umbrella Programme for Skill Development of Minorities: i. Seekho aur Kamao – Skill Development Initiatives for minorities ii. Upgrading Skills and Training in Traditional Arts/Crafts for Development (USTAAD) for minorities				



GP level Targets mapped to Schemes of GoI, State Government and GP's own program					
Modified GP level Targets	Centrally sponsored/ Central Sector schemes (CSS)	Ministry/ Departments	State sponsored schemes	Departments	GP level projects/ programmes (GPDP)
	iii. Nai Manzil- The Integrated educational and Livelihood initiatives 16. Pradhan Mantri Kaushal Vikas Yojana: i. Development of Skills (Umbrella Scheme) ii. Development of Entrepreneurship (Umbrella Scheme) iii. National Board for Skill Certification iv. National Skill Development Agency v. Model ITIs/Multi Skill Training Institutes vi. Apprenticeship and Training (Umbrella Scheme) vii. Scheme of Polytechnics				
4.5.1 Eliminate gender disparity in all levels of education	1. National Scheme for Incentive to Girl Child for Secondary Education (NSIGSE) 2. Prime Minister's Girls' Hostel 3. Assistance to Disabled Persons for purchase of Fitting Devices (ADIP) 4. Deendayal Disabled Rehabilitation Scheme (DDRS) Scholarships for students with disabilities 5. Support to Establishment/ Modernization/ Capacity augmentation of Braille Presses 6. Establishment of Colleges for Deaf 7. National Program for Persons with Disabilities 8. National Fellowship for Persons with				



GP level Targets mapped to Schemes of GoI, State Government and GP's own program					
Modified GP level Targets	Centrally sponsored/ Central Sector schemes (CSS)	Ministry/ Departments	State sponsored schemes	Departments	GP level projects/ programmes (GPDP)
	Disabilities (PwD) 9. Pre-and post-matric Scholarship to students with disabilities 10. National Overseas Scholarship for Students with Disabilities 11. Free Coaching for SC and OBC Students 12. Boys and Girls Hostels 13. SIPDA (Schemes for the Implementation of the Persons with Disabilities (Equal Opportunities, Protection of Rights and Full Participation) Act, 1995 14. Pradhan Mantri Kaushal Vikas Yojana: i. Development of Skills (Umbrella Scheme) ii. Development of Entrepreneurship (Umbrella Scheme) iii. National Board for Skill Certification iv. National Skill Development Agency v. Model ITIs/Multi Skill Training Institutes vi. Apprenticeship and Training (Umbrella Scheme) vii. Scheme of Polytechnics				
5.2.4 Create Awareness against gender discrimination /child	1. Mission for Protection and Empowerment of Women - <i>Beti Bachao Beti Padhao</i> , Pradhan Mantri Mahila Shakti Kendra (PMMSK), Ujjawala, One				



GP level Targets mapped to Schemes of GoI, State Government and GP's own program					
Modified GP level Targets	Centrally sponsored/ Central Sector schemes (CSS)	Ministry/ Departments	State sponsored schemes	Departments	GP level projects/ programmes (GDP)
marriages / trafficking of women Eliminate all forms of violence against all women and girls	Stop Centre, Women Helpline, hostels, SWADHAR Greh, gender budgeting etc. 2. Umbrella ICDS				
Add more modified targets	Add more schemes				



Annexure 8: Mapping of Targets with Schemes - Theme 4: Water Sufficient Village

GP level Targets mapped to Schemes of GoI, State Government and GP's own program					
Modified GP level Targets	Centrally sponsored/ Central Sector schemes (CSS)	Ministry/ Departments	State sponsored schemes	Departments	GP level projects/program mes (GPDP)
Provide access to clean Water Construct Water Harvesting Structure	1. National Rural Drinking Water Programme (NRDWP)				
Ensuring safe sanitation in all households, public offices, institutions and places along with ensuring comfortable girl/women friendly designs	1. Swachh Bharat Mission (Rural) 2. Swachh Bharat Mission (Urban) 3. Mission for Protection and Empowerment of Women				
improve water quality by reducing pollution, eliminating dumping and minimizing release of hazardous chemicals and materials	1. National River Conservation Programme (NRCP) 2. Atal Mission for Rejuvenation and Urban Transformation (AMRUT) 3. Smart Cities Mission 4. National Ganga Plan and Ghat Works				
Ensure sustainable withdrawals and supply of freshwater to address water scarcity	1. Ground Water Management and Regulation 2. Pradhan Mantri Krishi Sinchayee Yojana (PMKSY) 3. Development of Water Resources Information System				
	1. River Basin Management 2. National Water Mission				



GP level Targets mapped to Schemes of GoI, State Government and GP's own program					
Modified GP level Targets	Centrally sponsored/ Central Sector schemes (CSS)	Ministry/ Departments	State sponsored schemes	Departments	GP level projects/program mes (GPDP)
	3. Interlinking of Rivers 4. Flood Management & Border Areas Programme 5. National Hydrology Project				
Protect and restore water-related ecosystems	1. Conservation of Natural Resources and Ecosystems 2. National River Conservation Programme 3. Environment Protection, Management and Sustainable Development 4. Decision Support System for Environmental Policy, Planning and Outcome Evaluation 5. Ground Water Management and Regulation				
Add more	Add more schemes				



Annexure 9: Mapping of Targets with Schemes - Theme 5: Clean and Green Village

GP level Targets mapped to Schemes of GoI, State Government and GP's own program					
Modified GP level Targets	Centrally sponsored/ Central Sector schemes (CSS)	Ministry/ Departments	State sponsored schemes	Departments	GP level projects/ programmes (GPDP)
6.1 Provide access to clean Water 6.1 Construct Water Harvesting Structure	1. National Rural Drinking Water Programme (NRDWP)				
6.2 Ensuring safe sanitation in all households, public offices, institutions and places along with ensuring comfortable girl/women friendly designs	1. Swachh Bharat Mission (Rural) 2. Swachh Bharat Mission (Urban) 3. Mission for Protection and Empowerment of Women				
6.3 improve water quality by reducing pollution, eliminating dumping and minimizing release of hazardous chemicals and materials	1. National River Conservation Programme (NRCP) 2. Atal Mission for Rejuvenation and Urban Transformation (AMRUT) 3. Smart Cities Mission 4. National Ganga Plan and Ghat Works				
6.4 ensure sustainable withdrawals and supply of freshwater to address water scarcity	1. Ground Water Management and Regulation 2. Pradhan Mantri Krishi Sinchayee Yojana(PMKSJ) 3. Development of Water Resources Information System				
	1. River Basin Management 2. National Water Mission 3. Interlinking of Rivers 4. Flood Management & Border Areas				



GP level Targets mapped to Schemes of GoI, State Government and GP's own program					
Modified GP level Targets	Centrally sponsored/ Central Sector schemes (CSS)	Ministry/ Departments	State sponsored schemes	Departments	GP level projects/ programmes (GPDP)
	Programme 5. National Hydrology Project				
6.6 protect and restore water-related ecosystems	1. Conservation of Natural Resources and Ecosystems 2. National River Conservation Programme 3. Environment Protection, Management and Sustainable Development 4. Decision Support System for Environmental Policy, Planning and Outcome Evaluation 5. Ground Water Management and Regulation				
Add more modified targets	Add more schemes				



Annexure 10: Mapping of Targets with Schemes - Theme 6: Self Sufficient Infrastructure

GP level Targets mapped to Schemes of GoI, State Government and GP's own program					
Modified GP level Targets	Centrally sponsored/ Central Sector schemes (CSS)	Ministry / Departments	State sponsored schemes	Departments	GP level projects/programmes (GDP)
9.1 Develop quality, reliable, sustainable and resilient infrastructure with a focus on affordable and equitable access for all	<ol style="list-style-type: none"> 1. Pradhan Mantri Gram Sadak Yojana (PMGSY) 2. Shyama Prasad Mukherjee Rurban Mission 3. Bharatmala Pariyojana 4. Special Accelerated Road Development Programme for North Eastern Region (SARDP-NE) 5. Railways, Mass Rapid Transit System (MRTS) and Metro 6. Projects6. Border Area Development Programme (BADP) 7. Development of Industrial Corridors 				



GP level Targets mapped to Schemes of GoI, State Government and GP's own program					
Modified GP level Targets	Centrally sponsored/ Central Sector schemes (CSS)	Ministry / Departments	State sponsored schemes	Departments	GP level projects/programmes (GPDP)
	<p>8. Modified Industrial Infrastructure Upgradation Scheme (MIUS)</p> <p>9. North East Industrial Development Scheme (NEIDS)</p> <p>10. Industrial Development Scheme for Himalayan States - Jammu & Kashmir, Himachal Pradesh and Uttarakhand</p> <p>11. Indian Footwear, Leather & Accessories Development Programme</p> <p>12. Schemes for up gradation of Airport Infrastructure</p> <p>13. Schemes for Regional Connectivity</p> <p>14. National Handloom Development Programme</p>				



GP level Targets mapped to Schemes of GoI, State Government and GP's own program					
Modified GP level Targets	Centrally sponsored/ Central Sector schemes (CSS)	Ministry / Departments	State sponsored schemes	Departments	GP level projects/programmes (GPDP)
	15. Catalytic Development Programme under Sericulture 16. Mahatma Gandhi National Rural Employment Guarantee Act (MGNREGA) 17. Deen Dayal Antyodaya Yojana (DAY) -National Rural Livelihood Mission (NRLM) 18. Pradhan Mantri Awaas Yojana – Gramin 19. National Social Assistance Programme (NSAP) 21. Sagarmala Programme 22. MPLADS				
9.2 Promote inclusive and sustainable industrialization Raise Industry's share of	1. Science and Technology Institutional and Human Capacity Building 2. Research and Development				



GP level Targets mapped to Schemes of GoI, State Government and GP's own program					
Modified GP level Targets	Centrally sponsored/ Central Sector schemes (CSS)	Ministry / Departments	State sponsored schemes	Departments	GP level projects/programmes (GPDP)
employment and gross domestic product	3. Innovation, Technology Development and Deployment 4. Biotechnology Research &Development 5. Industrial and Entrepreneurship Development 6. Environment Protection, Management and Sustainable Development 7. Industrial Infrastructure Up gradation Scheme 8. Technology Up gradation and Quality Certification. 9. Entrepreneurship and Skill Development. 10. Infrastructure Development Programme				



GP level Targets mapped to Schemes of GoI, State Government and GP's own program					
Modified GP level Targets	Centrally sponsored/ Central Sector schemes (CSS)	Ministry / Departments	State sponsored schemes	Departments	GP level projects/programmes (GPDP)
9.3 Increase the access of small-scale industrial and other enterprises	<ol style="list-style-type: none"> 1. Make in India (Scheme for Investment Promotion, Scheme for implementation of National Manufacturing Policy, etc.) 2. Ease of Doing Business (e-Biz Project) 3. Start-up India 4. Mahatma Gandhi National Rural Employment Guarantee Act (MGNREGA) 5. Deen Dayal Antyodaya Yojana (DAY) - National Rural Livelihood Mission (NRLM) 6. Pradhan Mantri Awaas Yojana – Gramin 7. National Social Assistance Programme (NSAP) 8. Infrastructure Development Programme 				



GP level Targets mapped to Schemes of GoI, State Government and GP's own program					
Modified GP level Targets	Centrally sponsored/ Central Sector schemes (CSS)	Ministry / Departments	State sponsored schemes	Departments	GP level projects/programmes (GPDP)
	9. Pradhan Mantri Mudra Yojana (PMMY) and allied initiatives 10. Credit Guarantee Funds Umbrella Programme for Development of Scheduled Tribes				
9.5 Increase the allocation to industries in GP	1. Science and Technology Institutional and Human Capacity Building 2. Research and Development 3. Innovation, Technology Development and Deployment 4. Biotechnology Research and Development 5. Industrial and Entrepreneurship Development 6. Atal Innovation Mission (AIM) including Self				



GP level Targets mapped to Schemes of GoI, State Government and GP's own program					
Modified GP level Targets	Centrally sponsored/ Central Sector schemes (CSS)	Ministry / Departments	State sponsored schemes	Departments	GP level projects/programmes (GPDP)
	Employment and Talent Utilization (SETU) 7. Implementation of the IMPRINT Research Initiative				
9.c Significantly increase access to information and communications technology provide universal and affordable access to the Internet	1. Digital India including Promotion of Electronics and IT HW manufacturing (MSIPS, EDF and Manufacturing Clusters 2. Bharatnet 3. Compensation to Telecom Service Providers				
Add more modified targets	Add more schemes				



Annexure 10.1: Self – Sufficient Infrastructure in Village - Process-Output-Outcome and Saturation Frame

GOAL

Develop quality, reliable, sustainable, inclusive and resilient infrastructure to support economic development and human well-being with a focus on affordable and equitable access for all citizens of a GP

Target	Types of Indicators at GP Level			Saturation Strategy (in years)		
	Output	Process/ Role of GPs in Thematic Area	Outcome	Immediate (1)	Medium Term (2-5)	Long Term (5+)
1. An ideal GP Bhawan	GP Building in terms of access to following services- <ol style="list-style-type: none"> 1. Electricity 2. Clean & safe drinking water 3. Clean Toilets 4. Over head Tank 5. Furniture 6. Computer with Internet facility 7. Meeting Hall 8. Waiting Hall 9. RAMPS for Physically challenged children/persons 	<ul style="list-style-type: none"> • Auditing of existing GP Building with the availability of various services. • Gap analysis of available access and Planning for missing services • Preparation of resource envelop • Converging resources from various schemes/relevant Departments 	Efficient and effective Panchayat Administration	<ul style="list-style-type: none"> • Electricity • Clean & safe drinking water • Furniture • Computer with Internet facility • Clean Toilets • Overhead Tank • RAMPS for Physically challenged children/persons 	<ul style="list-style-type: none"> • Meeting Hall • Waiting Hall 	



Target	Types of Indicators at GP Level			Saturation Strategy (in years)		
	Output	Process/ Role of GPs in Thematic Area	Outcome	Immediate (1)	Medium Term (2-5)	Long Term (5+)
2. Anganwadi	<ol style="list-style-type: none"> 1. Own building with required child friendly furniture 2. Safe drinking water 3. Colourful Wall Painting 4. Child Friendly Toilets 5. First Aid Box & Medicine Kit 6. Weighing Machine 7. Community Growth Chart and MCP Card 8. TV for e-learning for Children 9. RAMPS for Physically challenged children/persons 10. Regular supply of SNP & smokeless kitchen facilities 11. 100% immunization & Health Check up 12. 100% reduction of malnutrition & reduction of IMR & MMR 	<ul style="list-style-type: none"> • Govt and community ensure for AWC building with all required facilities • Co-ordination and convergence with Health, Education, PR and other line department. • Capacity building and training of AWWs / Helpers • Periodic Monitoring and Evaluation by Govt and PRI of AWC • Gap analysis and suggestion to bridge the gap • Involvement of SHGs, parents and other community members in community based events. 	100% delivery of ICDS services to beneficiaries	<p>AWC building with required child friendly furniture</p> <p>Adequate and Safe drinking water Colourful Wall Painting</p> <p>Child Friendly Toilets</p> <p>Open space for outdoor activities</p> <p>First Aid Box & Medicine Kit</p> <p>Weighing Machine</p> <p>Community Growth Chart and MCP Card</p> <p>Smart phone for AWWs and Computer for Children</p> <p>RAMPS for Physically challenged children/persons</p>		<ul style="list-style-type: none"> • 100% immunization & Health Check up. • 100% reduction of malnutrition • 100% reduction of IMR & MMR



Target	Types of Indicators at GP Level			Saturation Strategy (in years)		
	Output	Process/ Role of GPs in Thematic Area	Outcome	Immediate (1)	Medium Term (2-5)	Long Term (5+)
	13. Adequate toys and learning materials 14. Sufficient availability of work books and Progress Cards 15. Proper Maintenance of MIS Registers 16. Involvement/ Engagement with ERs, SHG Leaders & ASHA Worker	<ul style="list-style-type: none"> • Collaboration with other Developmental partners. • Tapping resources from other schemes/relevant Departments 		Regular supply of SNP& Gas connection Trained staff Adequate toys and learning materials Sufficient Supply of Nua-Arunima& Workbook & Mo BikashPatra Proper Maintainance of MIS Registers Community Participation and involvement for smooth running of ICDS services Involvement of SHG Leaders & ASHA Worker		



Target	Types of Indicators at GP Level			Saturation Strategy (in years)		
	Output	Process/ Role of GPs in Thematic Area	Outcome	Immediate (1)	Medium Term (2-5)	Long Term (5+)
3. Health Sub Centre (HSC)	Own building having boundary wall and gate with access to- 1) Electricity 2) Internet connectivity 3) Adequate furniture 4) Adequate Technically Trained Manpower 5) Fully equipped and operational labour room with new born care. 6) Referral service facility (Ambulance on demand) 7) Waiting rooms 8) Functional water supply 9) Functional Toilet 13) Firefighting equipment	Organizing regular (Quarterly) Review meeting at GP level Gap analysis and suggestion to bridge up the gap with the support of concerned PanchayatSamiti/IP Preparation of need based expenditure plan related to health, sanitation and nutrition by ANM,ASHA & AWW with the support of Sector Supervisor and Sector Medical Officer Tapping resources from relevant Departments Monitoring the functions of Sub Health Centre through community monitoring system involving PRI members Disaster Mitigation Plan and its effective	100% delivery of Primary health care services	Electricity Telephone & internet facility Adequate furniture Adequate Technically Trained Manpower Adequate & functional equipment Available of sufficient quantity of Medicines Fully equipped and operational labour room with new born care. Referral service facility (Ambulance) Adequate space and sitting arrangement in waiting area	Reduction of Non-Communicable Diseases (NCD) and Communicable diseases (CD)burden Reduction of IMR & MMR	



Target	Types of Indicators at GP Level			Saturation Strategy (in years)		
	Output	Process/ Role of GPs in Thematic Area	Outcome	Immediate (1)	Medium Term (2-5)	Long Term (5+)
	14) Containment zone for disposal of waste products	implementation especially in disaster prone area		Adequate water storage facility		
	15) Display posters (IEC)/ develop IEC corner for health education	Medical staff trained on using firefighting equipment		Toilet with Adequate water supply Firefighting equipment		
	16) 24x7 service delivery facility with cleanliness			Containment zone for disposal of waste products		
	17) Reduction of Non-Communicable Diseases and Communicable diseases burden			Display Poster (IEC)/develop IEC corner for health education.		
	18) Reduction of IMR & MMR			24x7 service delivery facility cleanliness		
	19) RAMPS for Physically challenged children/persons			RAMPS for Physically challenged children/persons		
4. Livestock Aid Centre	1) Own building in easy accessible area having	Awareness generation on different diseases	100% delivery of veterinary	Electricity	100% Insurance coverage	



Target	Types of Indicators at GP Level			Saturation Strategy (in years)		
	Output	Process/ Role of GPs in Thematic Area	Outcome	Immediate (1)	Medium Term (2-5)	Long Term (5+)
	boundary wall and gate with access to-	affecting the animals and its preventive measures and artificial insemination for cow	services to the livestock and capacitate livestock farmers for strengthening their financial condition	Telephone & Internet connection	100% Deworming	
	2) Electricity			Refrigerator	Organizing Health camp in each month	
	3) Telephone & Internet connection			Treatment shed with Treves		
	4) Refrigerator	Selection of beneficiaries under different Govt. Schemes in consultation with line Dept. and monitoring the periodic outcome		Adequate Manpower	Imparting need based training to livestock farmers	
	5) Treatment shed with Treves			Adequate & functional equipment		
	6) Adequate Manpower (L I, Vaccinator, Attendant, Sanitation worker-cum-watch man) for providing services 24 X 7	Disaster Mitigation Plan preparation and its effective implementation		Adequate furniture		
	7) Adequate & functional equipment	Establishment of Milk Procure Centre		Available of sufficient quantity of Medicines		
	8) Adequate furniture for medicine, instrument & minor operation	Establishment for slutter house with valid license holder		Fully equipped small OT and labour room		
	9) Available of sufficient quantity of Medicines	Provision of Community monitoring through PRI members		Referral service		
	10) Fully equipped small OT and labour room			Transportation / Ambulance facility		
	11) Referral service			Adequate water supply with water storage facility		
	12) Transportation / Ambulance facility					



Target	Types of Indicators at GP Level			Saturation Strategy (in years)		
	Output	Process/ Role of GPs in Thematic Area	Outcome	Immediate (1)	Medium Term (2-5)	Long Term (5+)
	13) Adequate water supply with water storage facility			Toilet with Adequate water supply		
	14) Toilet with Adequate water supply for male and female separately			Containment zone for disposal of waste products		
	15) Containment zone for disposal of waste products			Wall should carry posters (IEC) for health education.		
	16) Wall should carry posters (IEC) for health education.			Immediate and primary treatment to the ailing animals		
	17) Immediate and primary treatment to the ailing animals					
	18) 100% Vaccination coverage of different vaccine preventable diseases (VPD) for different animals					
	19) 100% Insurance coverage					
	20) 100% Deworming					
	21) Organizing Health camp in each month regularly					
	22) Imparting need based training to livestock farmers					



Target	Types of Indicators at GP Level			Saturation Strategy (in years)		
	Output	Process/ Role of GPs in Thematic Area	Outcome	Immediate (1)	Medium Term (2-5)	Long Term (5+)
5. Primary & Secondary Schools	<p>Own Building having Boundary wall/fencing & gate with access to-</p> <ol style="list-style-type: none"> 1. Adequate Manpower 2. Electricity 3. Telephone 4. Library 5. Computer Lab with internet facility 6. Furniture 7. Drinking water Facilities 8. Separate Child Friendly toilets for girls and boys 9. RAMPS for Physically challenged persons 10. Play ground 11. Hygienic Kitchen 12. Kitchen Garden 13. 100% attendance of student and teachers 14. 100% quality teaching 	<p>School building maintenance /repairing plan will be included in the GPDP of the GramPanchayat</p> <p>Formation of School Management Committee and holding meeting regularly</p> <p>Identify the gap/issues and suggest remedial measures to Head Master and the school authority like CRC and BEO</p>	100% delivery of quality education	<p>Adequate manpower</p> <p>Electricity</p> <p>Telephone</p> <p>Library</p> <p>Computer Lab with internet</p> <p>Furniture</p> <p>Drinking water Facilities</p> <p>Child Friendly toilets</p> <p>Play ground</p> <p>Hygienic Kitchen room</p> <p>Kitchen Garden</p>	<p>100% attendance of student and teachers</p> <p>100% quality teaching</p>	
6. Common Service Centre (CSC)	<p>Panchayat building/ rented building with access to</p> <ol style="list-style-type: none"> 1. Electricity 2. Drinking water facility 3. Toilet Facility 4. Furniture 	<p>Create Awareness about the facilities available under CSC</p> <p>Motivate young adults especially women to work as Village Level</p>	100% delivery of services under CSC 2.0 scheme to build a socially,	<p>Own/ rented building</p> <p>Electricity</p> <p>Drinking water facility</p> <p>Toilet Facility</p> <p>Furniture</p>		



Target	Types of Indicators at GP Level			Saturation Strategy (in years)		
	Output	Process/ Role of GPs in Thematic Area	Outcome	Immediate (1)	Medium Term (2-5)	Long Term (5+)
	5. Manpower (One VLE) 6. Computer with Internet facility 7. 2 PC's with UPS with battery back up or portable generator set. 8. Web Cam 9. Biometric/IRIS 10. Authentication Scanner 11. Information Board on different services available at CSC 12. Adequate Waiting space	Entrepreneur (VLE) after completion of Tele-Centre Entrepreneur Course Capacity building of registered VLEs to provide quality service services i.e. G2C (Government to Consumer), B2C (Business to Consumer) and B2B (Business to Business) Sustainability of VLEs through maximum commission sharing.	financially and digitally inclusive society	Computer with UPS/ Generator set Internet facility Biometric/IRIS Authentication Scanner Web Cam Information Board on different services available at CSC		
7. Common Facility Centre (CFC)	1. A room to store all machineries 2. Electricity 3. Procurement of farm machineries as per the requirement	Meeting with public especially farmers through GPLF for need assessment for procurement of different equipment(quantity and type)	Easy access to various farm machineries on hiring basis for farmers	A room to store all machineries Electricity Procurement of farm machineries		



Target	Types of Indicators at GP Level			Saturation Strategy (in years)		
	Output	Process/ Role of GPs in Thematic Area	Outcome	Immediate (1)	Medium Term (2-5)	Long Term (5+)
		<p>Identify the lessee (Group or Individual) to manage the CFC</p> <p>Preparation and submission of CFC proposal</p> <p>Procurement of equipment/ machineries after receiving the fund by GPLF</p> <p>Provisioning of Incentives for CFC -in-charge</p> <p>Monitoring by GPLF for smooth operation of CFC</p>				



Target	Types of Indicators at GP Level			Saturation Strategy (in years)		
	Output	Process/ Role of GPs in Thematic Area	Outcome	Immediate (1)	Medium Term (2-5)	Long Term (5+)
8. All weather road	<ol style="list-style-type: none"> 1. Construction of Road to all villages and hamlets with connectivity to GP head quarter and block head quarter 2. Proper lighting facility in GP /PS road 3. Construction of bridge and culverts 4. Construction of drains 	<p>The project proposal for construction of all weather road with proper lighting facility will be included in GPDG through convergence of various funds including the GP fund will be prepared and executed in a time bound manner.</p> <p>Tapping resources from other schemes/relevant Departments</p>	Road connectivity to Rural people to access existing Govt. services and aids	<p>Construction of Road to all villages and hamlets with connectivity to GP head quarter and block head quarter</p> <p>Proper lighting facility in GP /PS road</p>	Construction of drains	Construction of bridge and culverts
9. Pucca House for all (Roof to all)	<p>Construction of houses by all eligible beneficiaries</p> <p>100% coverage of all eligible beneficiaries under Rural Housing Scheme</p> <p>Creation of Technical working Group (Village wise)</p>	<p>Preparation of list of eligible beneficiaries. Selection of eligible beneficiaries through Palli Sabha and Gram Sabha and conduct due inquiry by the block official in case of complaint</p> <p>100% Issue of work order to all eligible beneficiary as per Govt. guideline of PMAY(G) / Rural Housing Scheme.</p> <p>Technical Support From Identified Block Unit to the eligible beneficiaries.</p>	Ensuring a pucca house for all socially & economically poor households having kaccha house	<p>Construction of houses by the beneficiaries</p> <p>Creation of Technical working Group (Village wise)</p>	Creation of Technical working Group (Village wise)	



Target	Types of Indicators at GP Level			Saturation Strategy (in years)		
	Output	Process/ Role of GPs in Thematic Area	Outcome	Immediate (1)	Medium Term (2-5)	Long Term (5+)
10. Pipe Water Supply (PWS)	1) Construction of one or more overhead Tank	Conduct Awareness generation program for villagers for proper use and conservation of drinking water	100 Coverage to each to each village with over head tank. (55 Ltrs minimum)	Electricity Identify one or more water sources	Construction of one or more overhead Tank	Pipeline connection to all households
	2) Pipeline connection for water supply				construction of one or more water sources	Construction of water treatment plant
	3) Identify/ construction of one or more water sources		Household Tap Connection (FHTC) for ensuring good health and reduction of water borne diseases and other health issues		Construction of pump house	Construction of pump house
	4) Construction of Water treatment plant	Provision of required funds for pipe water supply to all households				Selection and engagement of one operator
	5) Pump house	Selection and engagement of one Operator operation and maintenance of water supply system				100% coverage of all household
	6) Electricity					
	7) Technical manpower for operation and maintenance					
	8) 100% coverage of all household for safe drinking water supply	Formation of Management committee for smooth Village water sanitation committee				



Target	Types of Indicators at GP Level			Saturation Strategy (in years)		
	Output	Process/ Role of GPs in Thematic Area	Outcome	Immediate (1)	Medium Term (2-5)	Long Term (5+)
11. Public & Street light	Installation of street light in the selected site as per the requirement	Preparation and submission of proposal for installation of street lights by GP to PD-DRDA as per the Govt. Guideline Installation street light in selected site	100% installation of street lights as per the requirement to promote safety, security and to reduce crime	Installation of street light in the selected site		
12. Burial /cremation Ground	Construction of Burial/ Cremation Ground	The proposal for construction of burial/cremation ground will be included in GPD of the Gram Panchayat under existing fund of GP will be prepared and executed in a time bound manner	Safe disposal of dead body and last rite	Construction of Burial/ Cremation Ground		
13. Play Ground	1. Construction of play Ground under MGNREGA 2. Green fencing and Plantation of shady trees along periphery of the playground	Selection of play ground within the premises of Govt. School/Pachayat headquarter/ village Approval of works for playground by Gram Sabha	To create scope for the aspirant spots talented children for future perspectives. Also create an environment of healthy	Construction of play Ground under MGNREGA Green fencing and Plantation of shady trees along periphery of the playground		



Target	Types of Indicators at GP Level			Saturation Strategy (in years)		
	Output	Process/ Role of GPs in Thematic Area	Outcome	Immediate (1)	Medium Term (2-5)	Long Term (5+)
	3. Installation of tube well near the play ground 4. Constructions of toilet for male and female separately 5. Construction of boundary wall , gallery, cement benches etc. 6. Pavement surrounding the ground	GPTA/JE will prepare the estimate of the work following due procedure Online technical sanction and financial sanction cleared by the collector-cum-DPC, MGNREGA as per norms BDO- cum-PO will issue the muster roll GP will be responsible for its proper use and maintenance	atmosphere among the sport lover.	Installation of tube well near the play ground Constructions of toilet for male and female separately Construction of boundary wall , gallery, cement benches etc. Pavement surrounding the ground.		
14. Local Market	Set up of local market in an easy accessible area with all weather road connectivity	Site selection for local market by GP Announcement about the functions of local market in selected days Fixation of Tax by GP Selection and engagement of aTax collector The tax collector will be responsible for sitting arrangement of seller	Easy access to market for sale and purchase of local products. To get organic vegetables and other products.	Set up of local market in an easy accessible area with all weather road connectivity		



Target	Types of Indicators at GP Level			Saturation Strategy (in years)		
	Output	Process/ Role of GPs in Thematic Area	Outcome	Immediate (1)	Medium Term (2-5)	Long Term (5+)
15. Disaster Shelter Centre/ Multi Purpose Cyclone shelter	Multi Purpose cyclone shelter Building with access to: 1. Electricity 2. Generator 3. Tubewell 4. Overhead Tank 5. Aquaguard 6. Utensil set 7. Rescue Equipment	Formation of Disaster Mitigation Taskforce (DMT) in each village Formation and operationalization of Cyclone shelter Management Committee	To save life and resources during disaster	Electricity Generator Tube well Overhead Tank Aquaguard Utensil set Rescue Equipment	Multi Purpose cyclone shelter Building with access to:	
16. Library-cum-information Centre	1. Construction of Library –Cum- Information Centre 2. Purchase of Books, journal, newspaper, periodicals	The project proposal for construction of Library-Cum- Information Centre will be included in GPDG by using various funds like CFC / SFC /GP Fund Selection and engagement of library attendant for smooth functioning of Library-Cum-Information Centre GP will be responsible for proper use of Library	Access to knowledge and information to rural people	Construction of Library –Cum- Information Centre		



Target	Types of Indicators at GP Level			Saturation Strategy (in years)		
	Output	Process/ Role of GPs in Thematic Area	Outcome	Immediate (1)	Medium Term (2-5)	Long Term (5+)
17. Community Hall / KalyanMandpa	Building with access to:- 1. Electricity 2. Furniture 3. Water supply 4. Toilet with water supply for female and male separately 5. Kitchen	The proposal for construction of Community Hall will be included in GPDP by using CFC/SFC /GP fund MPLAD/ MLALAD Formation and operationalization of committee for maintenance of Community Hall	To develop a multi facet platform to promote social gathering in rural areas	Construction of Community Hall building Electricity Furniture Water supply Toilet with water supply for female and male separately Kitchen		
18. GP Godown	Construction of GP Godown	Construction by GP Godown by using CFC / SFC fund	Safe Storage of food grains for PDS and emergency requirement during disaster for relief and restoration	Construction of GP Godown		
19. Child friendly park	Construction of Child friendly park with required facilities	The project proposal for construction of child friendly park will be included in GPDP through convergence of various funds including the CFC/SFC/ MP LAD/ MLALAD/ MGNREGA/	Provide a good mental health and physical fitness to children and adult in rural area		Construction of Child friendly park with	



Target	Types of Indicators at GP Level			Saturation Strategy (in years)		
	Output	Process/ Role of GPs in Thematic Area	Outcome	Immediate (1)	Medium Term (2-5)	Long Term (5+)
		GP fund will be prepared and executed in a time bound manner. Provisioning for maintenance of child friendly park by utilizing CFC/SFC/ GP fund				
20. Solid Liquid Waste Management	<ol style="list-style-type: none"> 1. Collection of solid waste door to door 2. Room for segregation of solid waste 3. Compost pit 4. Vehicles for safe disposal of inorganic 5. Construction of soak pits for liquid waste Management 6. Reduction of vector borne diseases 7. Clean environment 	<p>Awareness generation on solid liquid waste Management</p> <p>Arrangement of funds for SLWM</p> <p>Formation of committee and capacity building of committee members</p>	To promote a Clean and green environment	<p>Provisioning for collection of solid waste door to door</p> <p>Construction of compost pit</p> <p>Provisioning of vehicles for safe disposal of inorganic</p> <p>Construction of soak pits for liquid waste</p>	Construction of a room for segregation of solid waste	<p>Reduction of vector borne diseases</p> <p>promote a Clean and green environment</p>
21. Toilet for all	<ol style="list-style-type: none"> 1) Construction of household toilets for each household 2) Connection of water supply to each toilet 	<p>Submission of Application at DWSM office/ Block office</p> <p>Issue of Work order by BDO</p>	Healthy environment and reduction in pollution of water sources and reduction	<ol style="list-style-type: none"> 1) Construction of household toilets 2) Connection of water supply to each toilet 		



Target	Types of Indicators at GP Level			Saturation Strategy (in years)		
	Output	Process/ Role of GPs in Thematic Area	Outcome	Immediate (1)	Medium Term (2-5)	Long Term (5+)
	3) 100% reduction of fecal oral transmission	After completion of Toilet the fund will be transferred to the beneficiary account as per Govt. guideline Awareness generation for regular use of household toilet	of communicable diseases SBM			
22. Mission Shakti Gruha	Building with access to:- 1. Electricity 2. Toilet with water supply	Mission Shakti Gruha will be constructed by using fund of CFC/SFC by GP CDPO in consultation with BLF will select one nodal SHG to manage the day to day running of Mission Shakti Gruha	To provide infrastructure facility to WSHGs to facilitate their meeting and capacity building events towards skill building and income generation	Consturction of Mission Shakti GruhaBuilding Electricity Toilet with water supply		



Annexure 11: Mapping of Targets with Schemes - Theme 7: Socially secured villages

GP level Targets mapped to Schemes of GoI, State Government and GP's own program					
Modified GP level Targets	Centrally sponsored/ Central Sector schemes (CSS)	Ministry Departments	State sponsored schemes	Departments	GP level projects/ programmes (GPDP)
10.2 promote the social, economic and political inclusion of all	<ol style="list-style-type: none"> 1. Mahatma Gandhi National Rural Employment Guarantee Act (MGNREGA) 2. Deendayal Antyodaya Yojana National Rural Livelihood Mission (DAY-NRLM) 3. Pradhan Mantri Rojgar Protsahan Yojana 4. Employment Promotion Scheme 5. National Career Services 6. Prime Minister's Employment Generation Programme (PMEGP) and other Credit Support Schemes 7. Coaching and Guidance for SC and Other Backward Classes 8. Scheme for educational and economic development of Denotified Nomadic Tribes 9. Umbrella scheme for development of ST communities 10. Umbrella scheme for development of minority communities 11. Pradhan Mantri Mudra Yojana (PMMY) 12. North East Region Livelihood Project (NERLP) 				
Add more modified targets	Add more schemes				



Annexure 12: Theme 8: Village with Good Governance - Odisha and Karnataka

Odisha initiative in Good Governance

To provide good governance, the Odisha Government in the year 2017 has introduced the 5Ts (Teamwork, Technology, Time-line, Transparency leading to Transformation) initiative, a model to find out how far the administration has been able to reach people in a transparent and timely manner. A separate department has been created for the purpose. The endeavour is to transform governance in all departments by bringing about big, transformational, institutional-level changes, and not incremental makeovers. With this advent of the 5Ts Framework, the Panchayats will deliver various public services to people in an effective manner. Odisha government adopted the '5T' agenda to transform governance in all departments by bringing about big, transformational, institutional-level changes, and not incremental makeovers.

“Mo Sarkar” is a new initiative under 5 T model of governance for interfacing the Govt functionaries with public to establish a quick, easy and effective grievance redressal system which is beneficial for public. In a bid to reinforce citizen-centric governance and to get the benefits of the initiative, it facilitates the process to provide service with dignity to people.



Karnataka initiative in Good Governance

Gandhi Gram Puraskar Award

In Karnataka, there are over 6,000 gram panchayats. Rural Development and Panchayat Raj Department invites applications from GP for the ‘Gandhi Grama Puraskar, which is awarded every year on October 2nd Gandhi Jayanthi day. The award includes cash incentive of Rs.5 lakhs for award winning GPs and a citation. The panchayats had to fill questions for 150 marks online through the ‘Panchatantra’ software, which is subsequently endorsed by the President and the PDO. Names of 3 highest scoring GPs would be shortlisted and sent to the Zilla Panchayat. A district level team will visit the GPs and physically verify the information provided by the GPs. Subsequently one GP from each Taluk will be recommended by the Zilla Panchayat for the award.

The questions can be divided into several segments – resource mobilisation, tax collection, utilisation of grants including under 14th Finance Commission, implementation of MGNREGS, supply of drinking water, street lights, housing schemes, sanitation and measures for disposal of solid waste, holding regular gram sabha meetings, novel and innovative initiatives, quality of life based on children’s health, revision of taxes as per the government guidelines, toilets in all the households and community toilets. The award money could be used for various development works by the GPs.



Annexure 13: Mapping of Targets with Schemes - Theme 9: Engendered development in Village

GP level Targets mapped to Schemes of GoI, State Government and GP's own program						
Modified GP level Targets	Centrally sponsored/ Central Sector schemes (CSS)	Ministry Departments	State sponsored schemes	Departments	GP level projects/programmes (GPDP)	
5.1 End all forms of discrimination against all women and girls everywhere <ul style="list-style-type: none"> • Facilitate Universal birth registration • Create Awareness against gender discrimination /child marriages / trafficking of women • Eliminate all forms of violence against all women and girls 	<ol style="list-style-type: none"> 1. Mission for Protection and Empowerment of Women - <i>Beti Bachao Beti Padhao</i>, Pradhan Mantri Mahila Shakti Kendra (PMMSK), Ujjawala, One Stop Centre, Women Helpline, hostels, SWADHAR Greh, gender budgeting etc. 2. Pradhan Mantri Matru Vandana Yojana (PMMVY) 3. Umbrella ICDS 4. Support to Training and Employment Programme (STEP) 5. National Scheme for Incentive to Girl Child for Secondary Education (NSIGSE) 6. PRAGATI (Providing Assistance for Girls' Advancement in Technical Education Initiative) 					
5.3 Eliminate all harmful practices, such as child, early and forced marriage and female genital mutilation	<ol style="list-style-type: none"> 1. Mission for Protection and Empowerment of Women - <i>Beti Bachao Beti Padhao</i>, Pradhan Mantri Mahila Shakti Kendra (PMMSK), Ujjawala, One Stop Centre, Women Helpline, 					



GP level Targets mapped to Schemes of GoI, State Government and GP's own program						
Modified GP level Targets	Centrally sponsored/ Central Sector schemes (CSS)	Ministry Departments	State sponsored schemes	Departments	GP level projects/program mes (GPDP)	
	hostels, SWADHAR Greh, gender budgeting etc. 2. Umbrella ICDS					
5.5 Ensure women's full and effective participation and equal opportunities for leadership at all levels of decision-making in political, economic and public life	1. Support to Training and Employment Programme (STEP) 2. Rashtriya Gram Swaraj Abhiyan (RGSA)					
5.6 Ensure universal access to sexual and reproductive health and reproductive rights	1. National Health Mission 2. National AIDS Control Programme 3. Pradhan Mantri Matru Vandana Yojana (PMMVY)					
5.a Ensure women equal rights to economic resources	1. Deen Dayal Antyodaya Yojana (DAY) -National Rural Livelihood Mission (NRLM) 2. Pradhan Mantri Jan Dhan Yojana					
Add more modified targets	Add more schemes					



Annexure 14: List of Indicators repeated in various thematic areas

S.no	Indicators	Themes								Grand Total
		Child	Clean and Green	Gender	Healthy	poverty	water	Socially Secured	self sufficient infrastructure	
1	0-3 Years of Children	1				1		1		3
2	3-6 Years of Children	1				1		1		3
3	Maternal Mortality Ratio			1	1					2
4	No of child marriages Prevented/ reported			1				1		2
5	No of unemployed persons in the age group 15-24 who are neither in employment /training / Education (o)					1		1		2
6	No of unemployed persons (men and women) in the GP level					1		1		2
7	Number of accounts (including deposit and credit accounts) of scheduled commercial banks as percentage of total population					1		1		2
8	Number of Beneficiaries under Integrated Child Development Scheme - ICDS	1				1		1		3
9	Number of deaths, missing persons and directly affected persons attributed to disasters					1		1		2
10	number of missing children	1						1		2
11	Number of persons (out of total eligible population) receiving social protection benefits under Pradhan Mantri Matritva Vandana Yojana (PMMVY)			1		1		1		3
12	Number of POCSO offences	1						1		2
13	Number of senior citizens provided institutional assistance through Senior Citizen Homes/Day Care Centers funded by the Government / managed by the Panchayat					1		1		2



S.no	Indicators	Themes								Grand Total
		Child	Clean and Green	Gender	Healthy	poverty	water	Socially Secured	self sufficient infrastructure	
14	Percentage Availability of toilets separately for men and women at public buildings, Schools, markets, Anganwadis		1				1			2
15	Percentage of Adolescent (15-19) Girls who are anemic	1			1	1		1		4
16	Percentage of births attended by skilled health personnel (Period 1 year)			1	1					2
17	Percentage of budget earmarked for projects which are directly beneficial to women			1		1		1		3
18	Percentage of Children age 6-59 months who are anemic (<11.0g/dl)	1			1	1		1		4
19	Percentage of children aged under 5 years who are underweight	1			1	1		1		4
20	Percentage of children under age 5 years who are wasted	1			1	1		1		4
21	Percentage of community and institutional toilets having a toilet designed for Divyang (Disabled)		1				1			2
22	Percentage of community and institutional Toilets having water facility & soap for hand washing.		1				1			2
23	Percentage of currently married women (15-49 years) who use any modern family planning methods			1	1					2
24	Percentage of functional IHHL Toilets		1				1			2
25	Percentage of HHs having BPL Cards					1		1		2
26	Percentage of HHs living in Kutcha houses					1		1	1	3
27	Percentage of HHs segregating the dry and wet waste		1				1			2



S.no	Indicators	Themes								Grand Total
		Child	Clean and Green	Gender	Healthy	poverty	water	Socially Secured	self sufficient infrastructure	
28	Percentage of Households covered by a Health Scheme /Health Insurance under Aayushman Bharat Pradhan Mantri Jan Arogya Yojana or any State Govt Health Scheme/Health Insurance					1		1		2
29	Percentage of households covered under PDS system					1		1		2
30	Percentage of Households having BPL rations cards.					1		1		2
31	Percentage of Households who got benefit from any State Specific Housing Scheme					1		1		2
32	Percentage of Institutions and businesses segregating the dry and wet garbage		1				1			2
33	Percentage of older person who are anaemic				1	1		1		3
34	Percentage of poor women in SHGs			1		1		1		3
35	Percentage of Population getting safe and adequate drinking water within premises through Pipe Water Supply (PWS)					1		1		2
36	Percentage of population that does Not have space for construction of toilets covered by community toilets		1				1			2
37	Percentage of pregnant women age 15-49 years who are anaemic (<11.0g/ dl).			1	1	1		1		4
38	Percentage of SHGs accessed bank Loans			1		1		1		3
39	Percentage of women whose Body Mass Index (BMI) is below Normal.			1	1	1		1		4
40	Persons provided employment as a percentage of persons who demanded employment under Mahatma Gandhi					1		1		2



S.no	Indicators	Themes								Grand Total
		Child	Clean and Green	Gender	Healthy	poverty	water	Socially Secured	self sufficient infrastructure	
	National Rural Employment Guarantee Act (MGNREGA)									
41	Pregnant and lactating mothers	1		1		1		1		4
42	Proportion of crimes against women to total crime			1				1		2
43	Proportion of women aged 20-24 years who were married before age 18			1				1		2
44	Rate of all Crime Against Women per 1000 women			1				1		2
45	Ratio of male-female enrolled Primary/ Secondary/Higher Secondary	1		1						2
46	Total GP spending on essential services (education, health and social protection) as percentage of total plan expenditure					1		1		2
47	Total No of homeless population					1		1		2
48	Whether the of public and institutional toilets are kept clean		1				1			2
49	Whether the Safety measures followed for the sanitation workers in GP		1				1			2
50	Whether the Scientific disposal / recovery of Non-biodegradable wastes (plastic, glass, metal, etc.)		1				1			2
51	Whether the Scientific treatment of biodegradable waste		1				1			2
	Grand Total	11	11	15	10	30	11	36	1	125



Annexure 15 - Evidence based Monitoring Role at different levels

Level	Activities and Mechanism for Monitoring			
At State Level	<ul style="list-style-type: none"> • Redefine SDG Targets and Indicators • Mapping of various departments and their roles in localization of SDGs • Constitution of State level committee under the chairmanship- of Development Commissioner. • Establishment of State level PMU 	<ul style="list-style-type: none"> • Educate on the Relevance • CB&T of various department wise nodal officers and creating knowledge management portal on localization of SDGs • A dedicated district , block and GP level SDGs Dash Board 	<ul style="list-style-type: none"> • Partnership & Networking • Department wise SDGs Budgeting in built into State Budget. 	<ul style="list-style-type: none"> • Data and Monitoring Tracking • The state outcome budget to map the progress of scheme wise budget expenditure relating to SDGs as mapped.
At District level	<ul style="list-style-type: none"> • Redefine SDG targets and indicators at the District level • Mapping of various departments and their roles in localization of SDGs • Constitution of District level committee under the 	<ul style="list-style-type: none"> • Educate through massive IEC /appropriate media plan as anchored by the State on the relevance and the mechanisms of the SDG framework including Districts, Blocks, and Panchayats. 	<ul style="list-style-type: none"> • In the District Development Plan / District Action Plan for flagship programmes budget, SDG marker for each scheme 	<ul style="list-style-type: none"> • The outcome action plan will to include the same markers to evaluate the progress made • Periodic review at respective sectoral line department officers on localization of SDGs.



Level	Activities and Mechanism for Monitoring		
	<p>chairmanship- of District Collector</p> <ul style="list-style-type: none"> Establishment of District level PMU with focus on local level monitoring scoping exercise at the District level (in consultation with various departments) to assess the nature and extent of data being collected. 	<ul style="list-style-type: none"> CB&T of various department wise nodal officers. A dedicated district , block and GP level SDGs Dash Board Align the responsibility to nodal officer at District / Block level Assign the responsibility to Nodal Officers & the Standing Committees of Panchayats at District and Block level to coordinate, monitor and respond. 	<p>or programme is to be taken care up.</p> <ul style="list-style-type: none"> In District Development Plan, SDGs marker for each scheme and budget. SDGs markers in DPDP / BPDP The same to flow down till the Panchayat level in the GPDP plans



Level	Activities and Mechanism for Monitoring			
At Block Level	<ul style="list-style-type: none"> • Mapping the various schemes Vis-à-vis identified SDGs • Mapping the thematic goals Vis-à-vis schemes. • Data banking for Metadata on SDGs • Identification / Assigning GP wise Nodal Officer / Mentors 	<ul style="list-style-type: none"> • CB&T of ERs / CSOs / CBOs • Mass Awareness (IEC) for GPs • CB&T of officials • IEC for schools / colleges / CSOs / CBOs • Dashboard Monitoring 	<ul style="list-style-type: none"> • Roping in Academic Institutions / CSOs / CBOs / NYK to various GPs • Mentoring for Block officials & ERs 	<ul style="list-style-type: none"> • Periodic Review by Block Panchayat • Dashboard Monitoring & Month wise follow up Meeting of Mentors / Nodal Officers
At Panchayat level	<ul style="list-style-type: none"> • Classification of Goals • Coals can be broadly classified into 9 thematic categories /17 goals under which primary data is being recorded • Assign a nodal officer from Block level for each Panchayats • Thematic Goals need to be mapped under which primary and secondary data are being recorded. 	<ul style="list-style-type: none"> • Extensive and regular capacity building of the nodal officers and person on SDGs relevance and their role in the process as per the National Capacity Building Framework (NCBF). • A basket full of IEC in terms of posters, leaflets, Jingles, short AV films of 4-5 minutes duration, using the local cultural troupes for converting localization of SDG in to Panchayat 	<ul style="list-style-type: none"> • Collaboration and Partnership in case of limited capacity of PRI, Collaborate with CSOs for data generation at GP level. • In case of limited capacity of PRI, Collaborate with CSOs for data generation at GP level 	<ul style="list-style-type: none"> • Regular review meetings • To assess the progress and determine the course correction as per the requirement • Quarterly review meeting at district level • Half yearly meeting and state level, having a few model GPs that are SDG aligned. • To assess the progress and determine the course correction as per the requirement in GPDP.



Level	Activities and Mechanism for Monitoring			
	<ul style="list-style-type: none"> Nomination of Nodal officer for the each GP. 	<p>appropriate goals and action plans.</p> <ul style="list-style-type: none"> Of all critical stakeholders from and among ERs / CBOs / CSOs On SDGs relevance and their role in the process. 		<ul style="list-style-type: none"> Quarterly review meeting at district / block level. Dash board to be made functional for self assessment.



Annexure 16 - Incentivization by All States and UTs – indicative figures

S.No	State/UT Name	No. of Districts	No. of Blocks	No. of Village Panchayat	National					State			Block		District			
					Index	SDG	Special Award	BP Award	DP Award	Development Index	SDG Awards	Special Award	Development Index	SDG Awards	Development Index	SDG Awards	Special award	BP SDG award
1	Andhra Pradesh	13	668	13371	7	7		8	2	67	67	2	669	669	267	267	13	2
2	Arunachal Pradesh	25	114	2108	1	1			2	11	11	2	105	105	42	42	25	1
3	Assam	33	230	2197	1	1		4	2	11	11	2	110	110	44	44	33	1
4	Bihar	38	534	8177	4	4		8	2	41	41	2	409	409	164	164	38	2
5	Chhattisgarh	28	146	11658	6	6		4	2	58	58	2	583	583	233	233	28	1
7	Goa	2	12	191	0	0			2	1	1	2	10	10	4	4	2	1
9	Gujarat	33	250	14257	7	7		4	2	71	71	2	713	713	285	285	33	1
10	Haryana	22	142	6233	3	3		4	2	31	31	2	312	312	125	125	22	1
11	Himachal Pradesh	12	81	3615	2	2		4	2	18	18	2	181	181	72	72	12	1
12	Jharkhand	24	264	4351	2	2		4	2	22	22	2	218	218	87	87	24	1
14	Karnataka	30	228	5973	3	3		4	2	30	30	2	299	299	119	119	30	1
15	Kerala	14	152	941	0	0		4	2	5	5	2	47	47	19	19	14	1
16	Madhya Pradesh	52	313	22741	11	11		4	4	114	114	2	1137	1137	455	455	52	1
19	Maharashtra	36	352	27891	14	14		4	2	139	139	2	1395	1395	558	558	36	1
20	Manipur	16	70	161	0	0		4	2	1	1	2	8	8	3	3	16	1



S.No	State/UT Name	No. of Districts	No. of Blocks	No. of Village Panchayat	National					State			Block		District			
					Index	SDG	Special Award	BP Award	DP Award	Development Index	SDG Awards	Special Award	Development Index	SDG Awards	Development Index	SDG Awards	Special award	BP SDG award
21	Meghalaya	11	46	N.A							2						11	1
22	Mizoram	11	26	N.A							2						11	1
23	Nagaland	12	74	N.A							2						12	1
24	Odisha	30	314	6798	3	3		4	2	34	34	2	340	340	136	136	30	1
25	Punjab	23	152	13263	7	7		4	2	66	66	2	663	663	265	265	23	1
27	Rajasthan	33	352	11341	6	6		4	2	57	57	2	567	567	227	227	33	1
28	Sikkim	4	32	185	0	0			2	1	1	2	9	9	4	4	4	1
29	Tamil Nadu	38	388	12525	6	6		4	2	63	63	2	626	626	251	251	38	1
30	Telangana	33	589	12769	6	6		8	2	64	64	2	638	638	255	255	33	2
31	Tripura	8	58	591	0	0		4	2	3	3	2	30	30	12	12	8	1
33	Uttar Pradesh	75	828	58189	29	29		8	4	291	291	2	2909	2909	1164	1164	75	2
34	Uttarakhand	13	95	7791	4	4		4	2	39	39	2	390	390	156	156	13	1
35	West Bengal	23	346	3340	2	2		4	2	17	17	2	167	167	67	67	23	1
Total		692	6856	250657	125	125	10	104	54	1253	1253	56	12533	12533	5013	5013	692	32



Abbreviations

AAPs	Annual Action Plans
AIM	Atal Innovation Mission
AMRUT	Atal Mission for Rejuvenation and Urban Transformation
ANM	Auxiliary Nurse Midwife
ANSSRD	Abdul Nazeer Sab State Institute of Rural Development & Panchayat Raj
APY	Atal Pension Yojana
ASHA	Accredited Social Health Activist
AWW	Anganwadi Workers
B2B	Business to Business
BADP	Border Area Development Programme
BDO	Block Development Officer
BIF	Block Indicator Framework
BIRD	Block Institute of Rural Development
BMI	Body Mass Index
BP	Block Panchayat
BPDP	Block Panchayat Development Plan
BPL	Below Poverty line
BPRC	Block Panchayat Resource Centre
CB&T	Capacity Building and Training
CBOs	Community Based Organisations
CDPO	Child Development Project Officers
CEC	Central Executive Committee
CFC	Central Finance Commission
CLF	Community Level Federation
COVID-19	Corona Virus Disease
CRPs	Community Resource Persons
CSC	Common Service Centre
CSO	Civil Society Organisation
CSR	Corporate Social Responsibility
CTIs	Central Training Institutes
DAY-NRLM	Deendayal Antyodaya Yojana- National Rural Livelihood Mission
DCs	District Councils
DDU-GKY	Deen Dayal Upadhyaya Grameen Kaushalya Yojana
DDUPSP	Deen Dayal UpadhyaypanchayatSashaktikaranPuraskar
DeiT	Department of Electronics & Information Technology
DIF	District Indicator Framework
DMT	Disaster Mitigation Taskforce
DP	District Panchayat
DPC	District Panchayat Committee
DPDP	District Panchayat Development Plan
DPMU	District Panchayat Management Unit



DPRC	District Panchayat Resource Centre
DRCPs	District Resource Centre for Panchayats
DRDA	District Rural Development Agency
EDF	Electronics Development Fund
ERs	Elected Representatives
ETCs	Extension Training Centres
FFC	Fifteenth Finance Commission
FFPOs	Fishers in Fish Farmer Producers Organization
FHTC	Functional Household Tap Connection
FSHG	Farmers Self Help Groups
FW	Family Welfare
GKS	Gram Krishi Sevak
GoI	Government of India
GP	Gram Panchayats
GPDP	Gram Panchayat Development Plan
GPDPA	Gram Panchayat Development Plan Award
GPLF	Gram Panchayat Level Federation
GPPFT	Gram Panchayat Planning Facilitator Team
GPTA	Gram Panchayat Technical Assistance
HHs	Households
HLPF	High Level Political Forum
HoD	Head of Department
HRD	Human Resource Development
IAS	Indian Administrative Service
ICDS	Integrated Child Development Scheme
ICT	Information, Communication and Technology
IEC	Information, Education and Communication
IHHL	Individual Household Latrines
IP	Intermediate Panchayat
IT	Information Technology
JE	Junior Engineer
JJM	Jal Jeevan Mission
KILA	Kerala Institute of Local Administration
LDCs	Local Development Committee/Council
LIF	Local Indicator Framework
LNOB	Leave No One Behind
LSG	Local Self-Government
M&E	Monitoring and Evaluation
MA	Mission Antyodaya
MDM	Mid-day Meal
MGNREGA	Mahatma Gandhi National Rural Employment Guarantee Act
MGNREGS	Mahatma Gandhi National Rural Employment Guarantee Scheme



MIUS	Modified Industrial Infrastructure Upgradation Scheme
MLA	Member of Legislative Assembly
MLALAD	Member of Legislative Assembly Local Area Development
MoPR	Ministry of Panchayati Raj
MoRD	Ministry of Rural Development
MoSPI	Ministry of Statistics and Programme Implementation
MP	Member of Parliament
MPLAD	Member of Parliament Local Area Development
MSDP	Multi Sectoral Development Programme for Minorities
MSIPS	Modified Special Incentive Package Scheme
NCBF	National Capacity Building Framework
NDRGGSP	Nanaji Deshmukh Rashtriya Gaurav Gram Sabha Puraskar
NE	North-Eastern
NEIDS	North East Industrial Development Scheme
NFS	National Food Security
NGOs	Non-Government Organisations
NHM	National Health Mission
NIC	National Informatics Centre
NIF	National Indicator Framework
NIRD&PR	National Institute of Rural Development and Panchayati Raj
NITI	National Institution for Transforming
NPM	National Project Manager
NPMU	National Project Management Unit
NPRD	– National Panchayati Raj Day
NRCP	National River Conservation Programme
NRDWP	National Rural Drinking Water Programme
NRLM	National Rural Livelihood Mission
NSAP	National Social Assistance Programme
NSIGSE	National Scheme for Incentive to Girl Child for Secondary Education
NSS	National Service Scheme
NYK	Nehru Yuva Kendra
OBC	Other Backward Class
OSR	Own Source Revenue
PDI	Panchayat Development Index
PDS	Public Distribution System
PDSS	Panchayat Decision Support System
PESA	Panchayat (Extension) in Scheduled Areas
PFMS	Public Finance Management System
PHC	Public Health Center
PIU	Program Implementation Unit
PLCs	Panchayat Learning Centres
PMAY (G)	Pradhan Mantri AwasYojana – Gramin



PMEGP	Prime Minister's Employment Generation Programme
PMGSY	Pradhan Mantri Gram Sadak Yojana
PMKSY	Pradhan Mantri Krishi Sinchayee Yojana
PMMMNMTT	Pandit Madan Mohan Malaviya National Mission on Teachers and Teaching
PMMVY	Pradhan Mantri Matritva Vandana Yojana
PMU	Project Management Unit
PMVVY	Pradhan Mantri Vaya Vandana Yojana
PO	Panchayat Officers
POCSO	Protection of Children from Sexual Offences
PPC	People's Plan Campaign
PR	Panchayati Raj
PRA	Participatory Rural Appraisal
PRIs	Panchayati Raj Institutions
PTAs	Parents Teachers Association
PTIS	Panchayat Training Institutes
PWS	Pipe Water Supply
QC	Quantity Circles
RALU	Rapid Action and Learning Unit
RD	Rural Development
RD&PR	Rural Development & Panchayati Raj
RGSA	Rashtriya Gram Swaraj Abhiyan
RIRDs	Regional Institution of Rural Development
RKS	Rogi Kalyan Samiti
RTE	Right to Education
RTI	Right to Information Act
SAGY	Sansad Adarsh Gram Yojana
SARDP-NE	Special Accelerated Road Development Programme for North Eastern Region
SBM	Swachh Bharat Mission
SBM (R)	Swachh Bharat Mission (Rural)
SBM (U)	Swachh Bharat Mission (Urban)
SCCR	Scheduled Caste Community Reservation
SCs	Scheduled Caste
SCW	Schedule Caste Women
SDGs	Sustainable Development Goals
SETU	Self-Employment and Talent Utilization
SFC	State Finance Commission
SHG	Self-help Group
SHRC	State Human Rights Commission
SIDM	State Institute of Disaster Management
SIDs	State Indicators for Development
SIF	State Indicator Framework
SIRD	State Institute of Rural Development



SIRDPR	State Institute of Rural Development & Panchayati Raj
SMC	School Management Committee
SPRC	State Panchayat Resource Centre
SSEPD	Social Security & Empowerment of Persons with Disabilities
STs	Scheduled Tribe
TB	Tuberculosis
TLC	Total Literacy Campaign
TNA	Training Need Assessment
ToT	Training of Trainers
ULBs	Urban Local Bodies
UN	United Nations
UNCRC	United Nations Convention on the Rights of the Child
UNGA	United Nation General Assembly
UNICEF	United Nation's Children's Fund
UNSDG	United Nations Sustainable Development Goals
UTs	Union Territories
VAO	Village Agriculture Officer
VAP	Village Action Plan
VCs	Village Councils
VEC	Village Education Committee
VHSNC	Village Health Sanitation and Nutrition Committee
VLPCPC	Village level Child Protection Committees
VPRP	Village Poverty Reduction Plan
WASH	Water, Sanitation and Health
WCD	Women and Child Development
WHO	World Health Organization





**Ministry of Panchayati Raj
Government of India**

